



# SEACOAST REPERTORY THEATER LOBBY RENOVATION

125 BOW STREET

HDC PUBLIC HEARING  
JUNE 2020

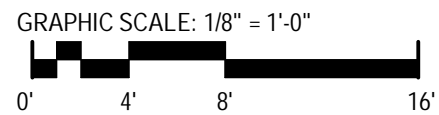
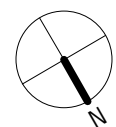
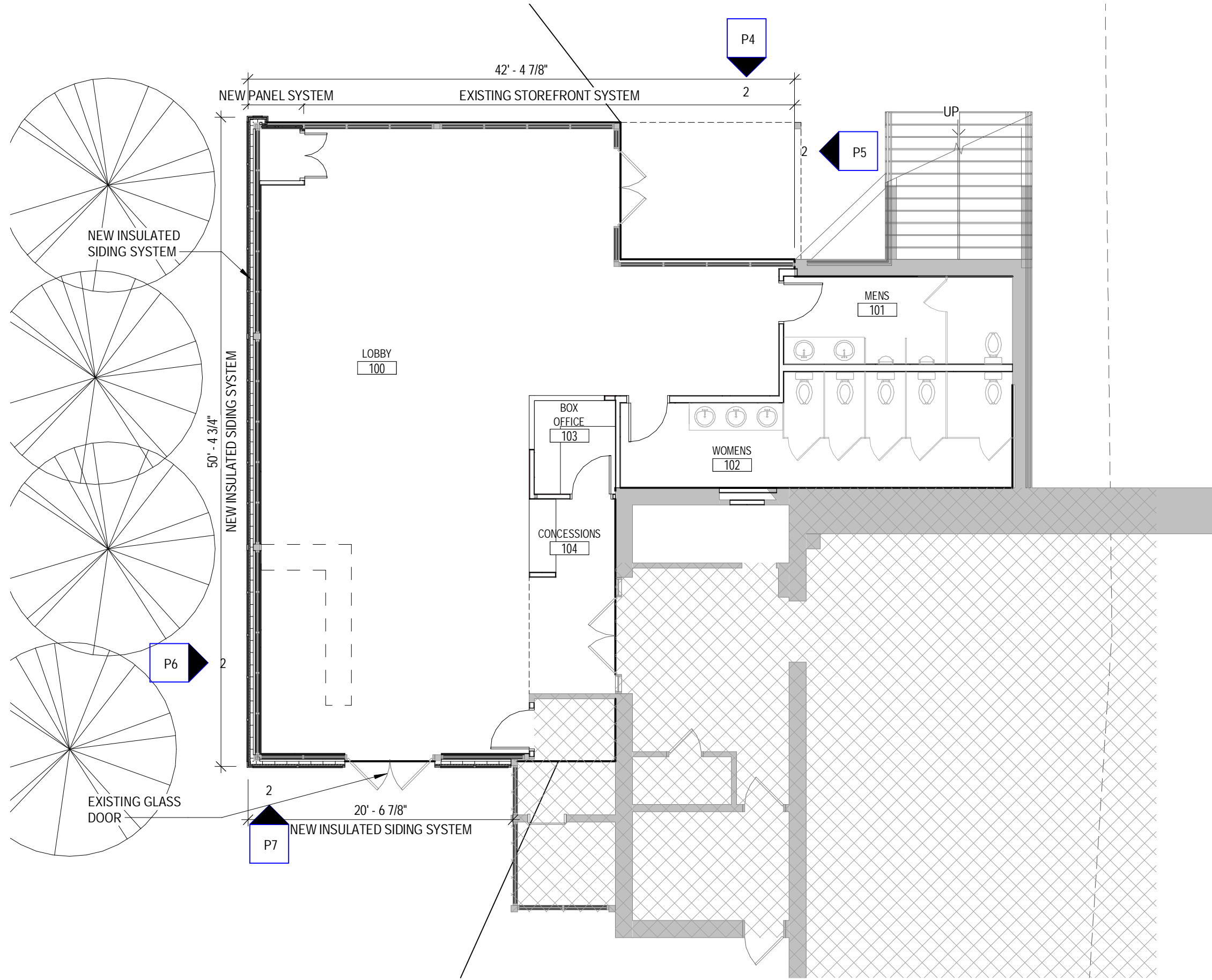


| DRAWING SHEET LIST - HDC |                               |
|--------------------------|-------------------------------|
| SHEET NO.                | NAME                          |
| P0                       | COVER                         |
| P1                       | EXISTING CONDITIONS           |
| P2                       | PROPOSED FIRST FLOOR PLAN     |
| P3                       | ROOF PLAN                     |
| P4                       | SOUTHWEST (FRONT) ELEVATION   |
| P5                       | NORTHWEST (SIDE) ELEVATION    |
| P6                       | SOUTHEAST (SIDE) ELEVATION    |
| P7                       | NORTHEAST (REAR) ELEVATION    |
| P8                       | AXONOMETRIC VIEW FROM SOUTH   |
| P9                       | PERSPECTIVE VIEWS FROM STREET |
| P10                      | STREET VIEW FROM SOUTH        |
| P11                      | ROOF DETAILS                  |



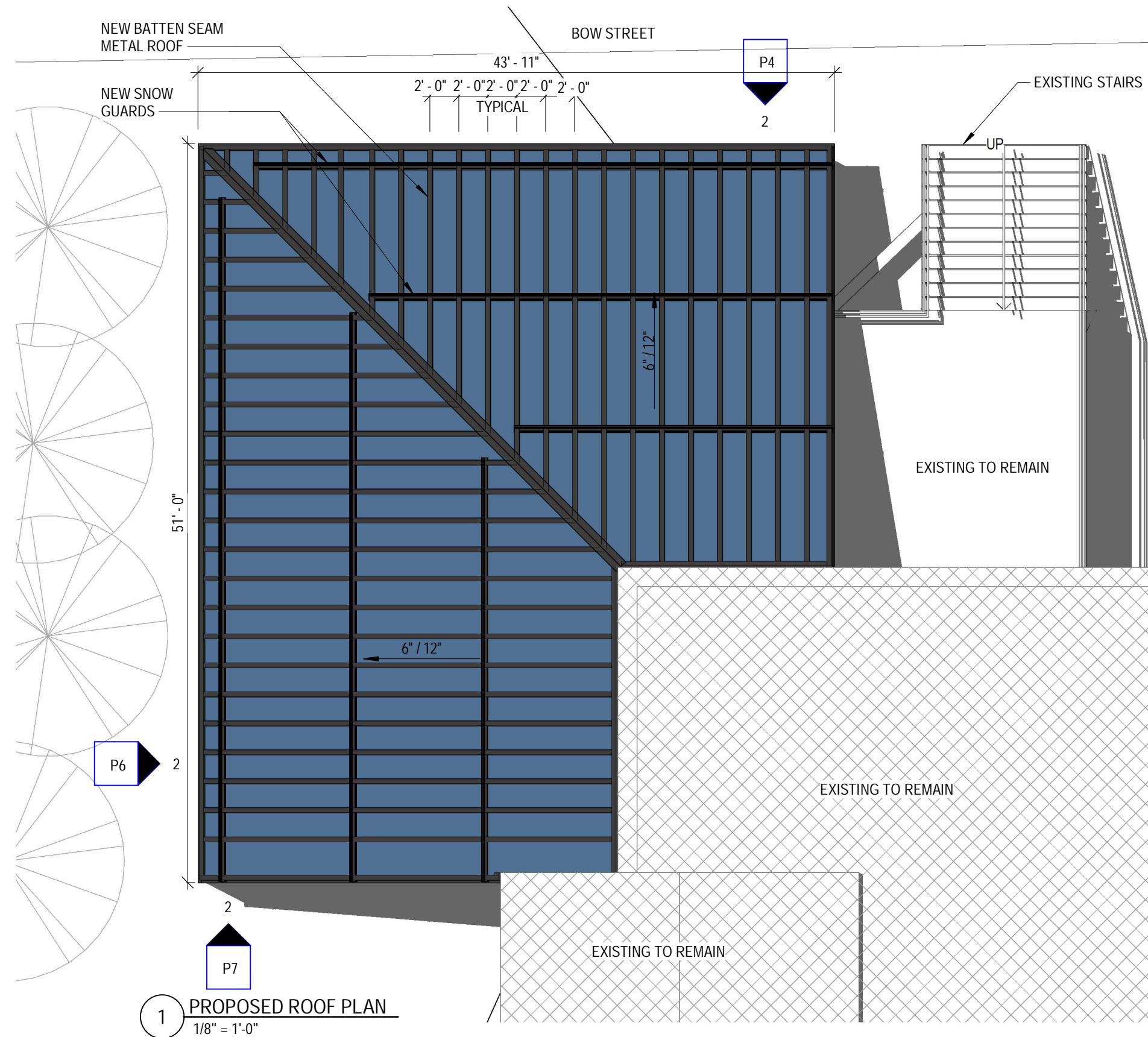
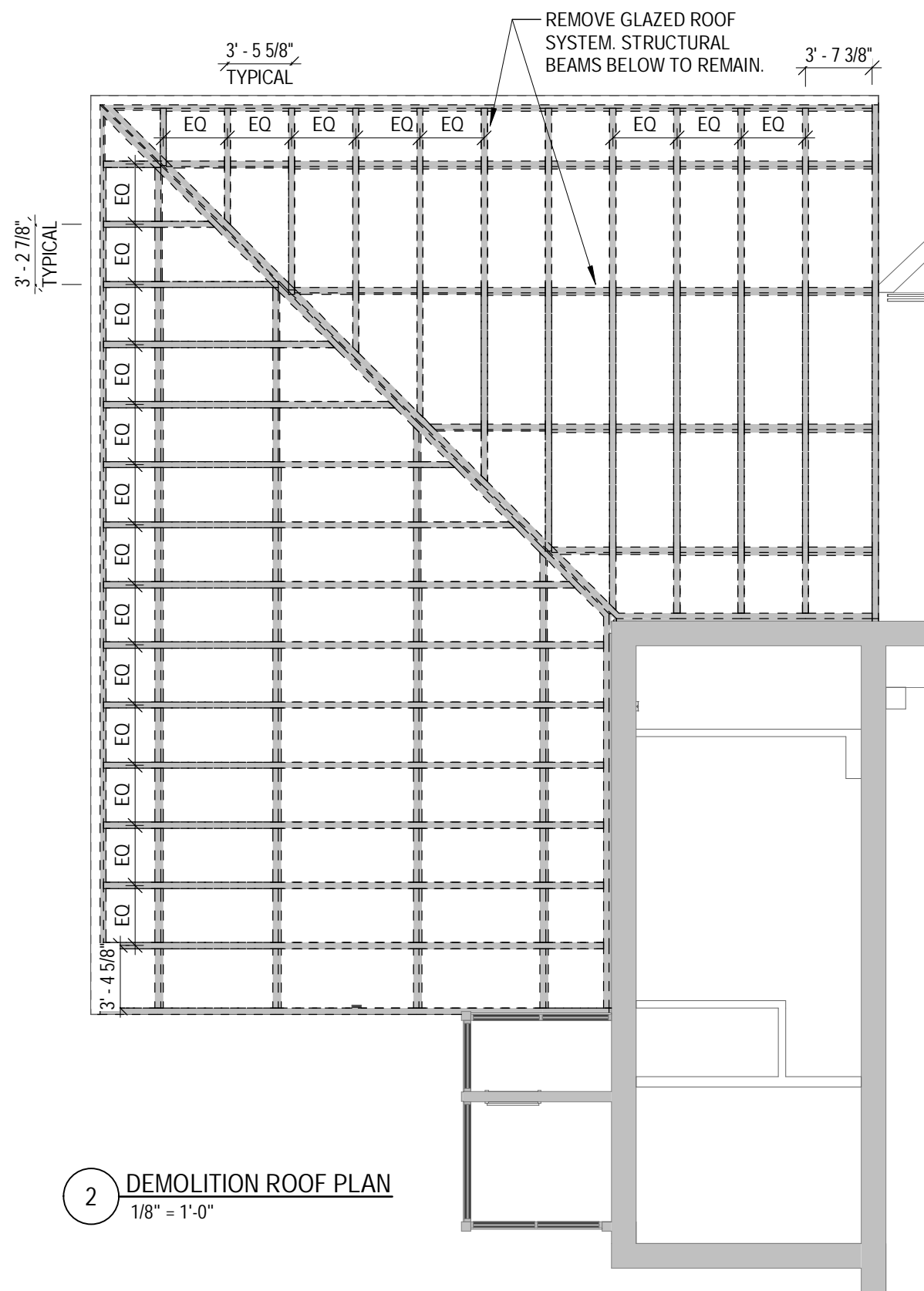
P1 EXISTING CONDITIONS  
SEACOAST REPERTORY THEATER LOBBY RENO.

SCALE:  
5/07/2020



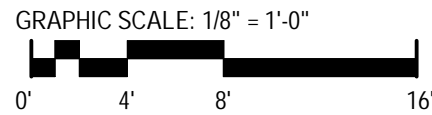
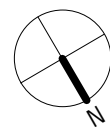
**P2** PROPOSED FIRST FLOOR PLAN  
SEACOAST REPERTORY THEATER LOBBY RENO.

SCALE: 1/8" = 1'-0"  
5/07/2020



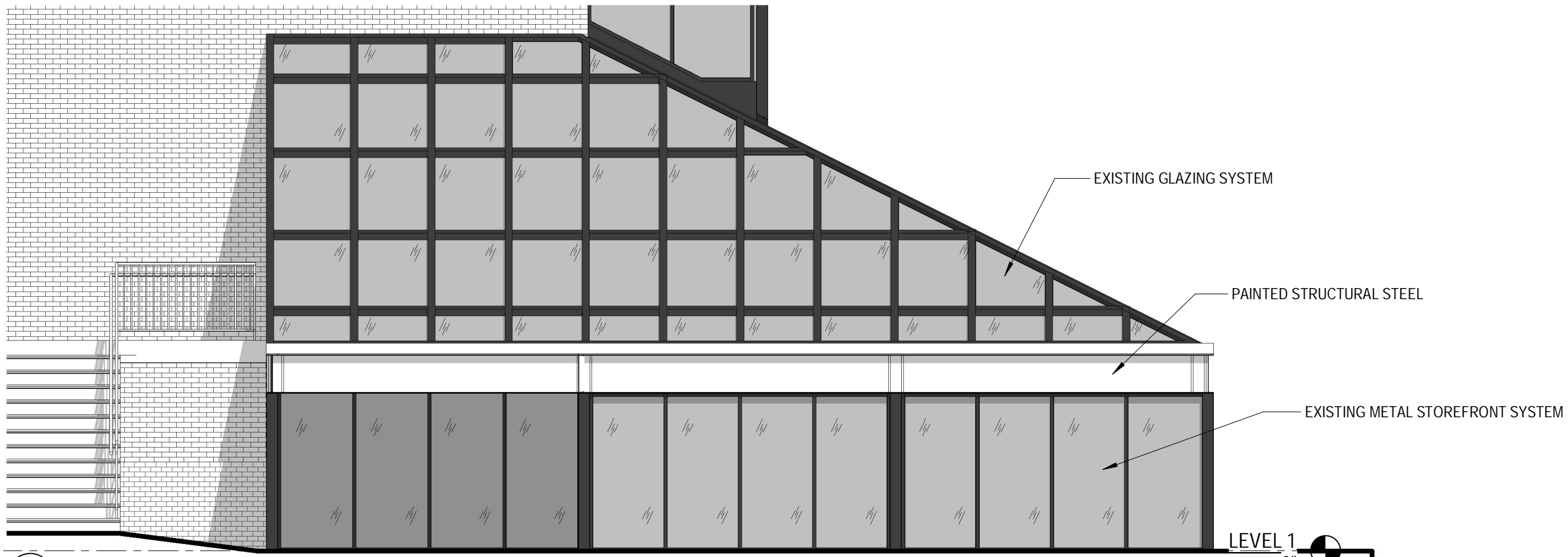
2 DEMOLITION ROOF PLAN  
1/8" = 1'-0"

1 PROPOSED ROOF PLAN  
1/8" = 1'-0"

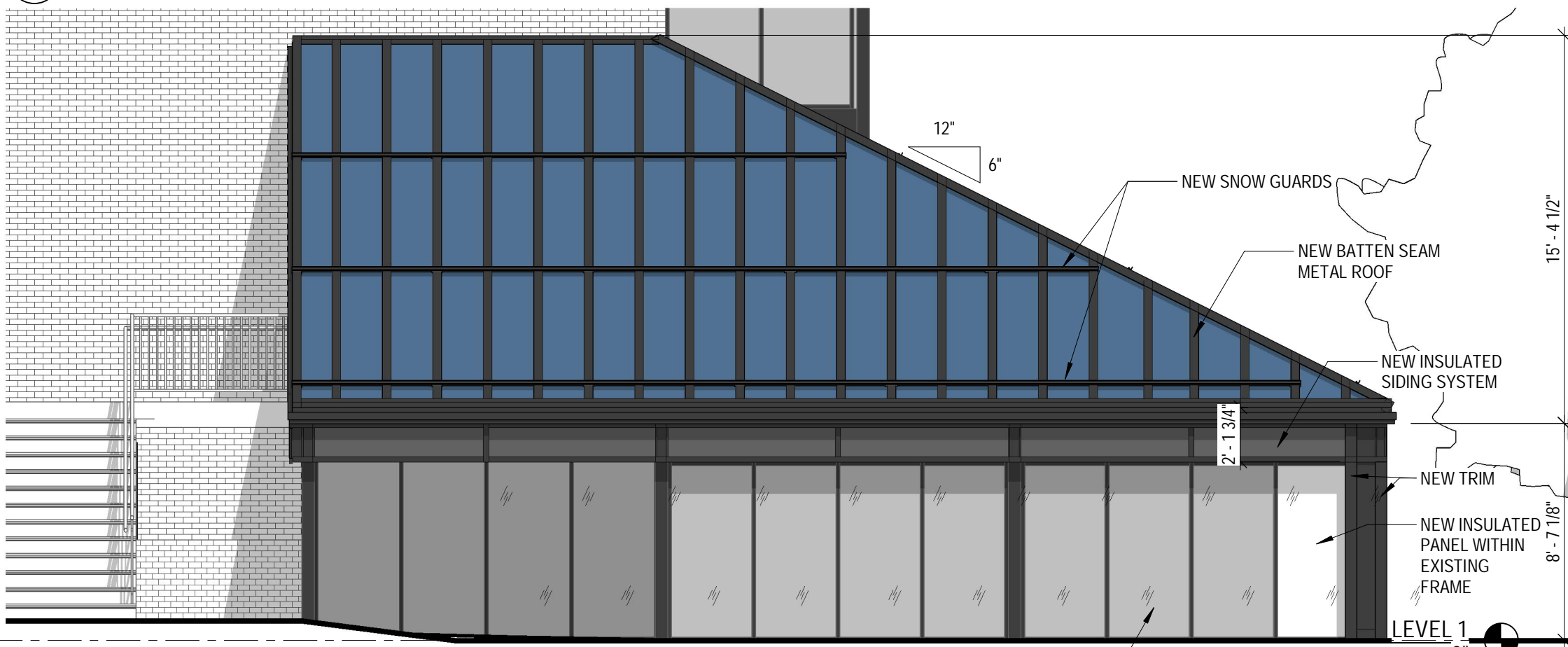


P3 ROOF PLAN  
SEACOAST REPERTORY THEATER LOBBY RENO.  
SCALE: 1/8" = 1'-0"  
5/07/2020





1 EXISTING SOUTHWEST ELEVATION  
3/16" = 1'-0"

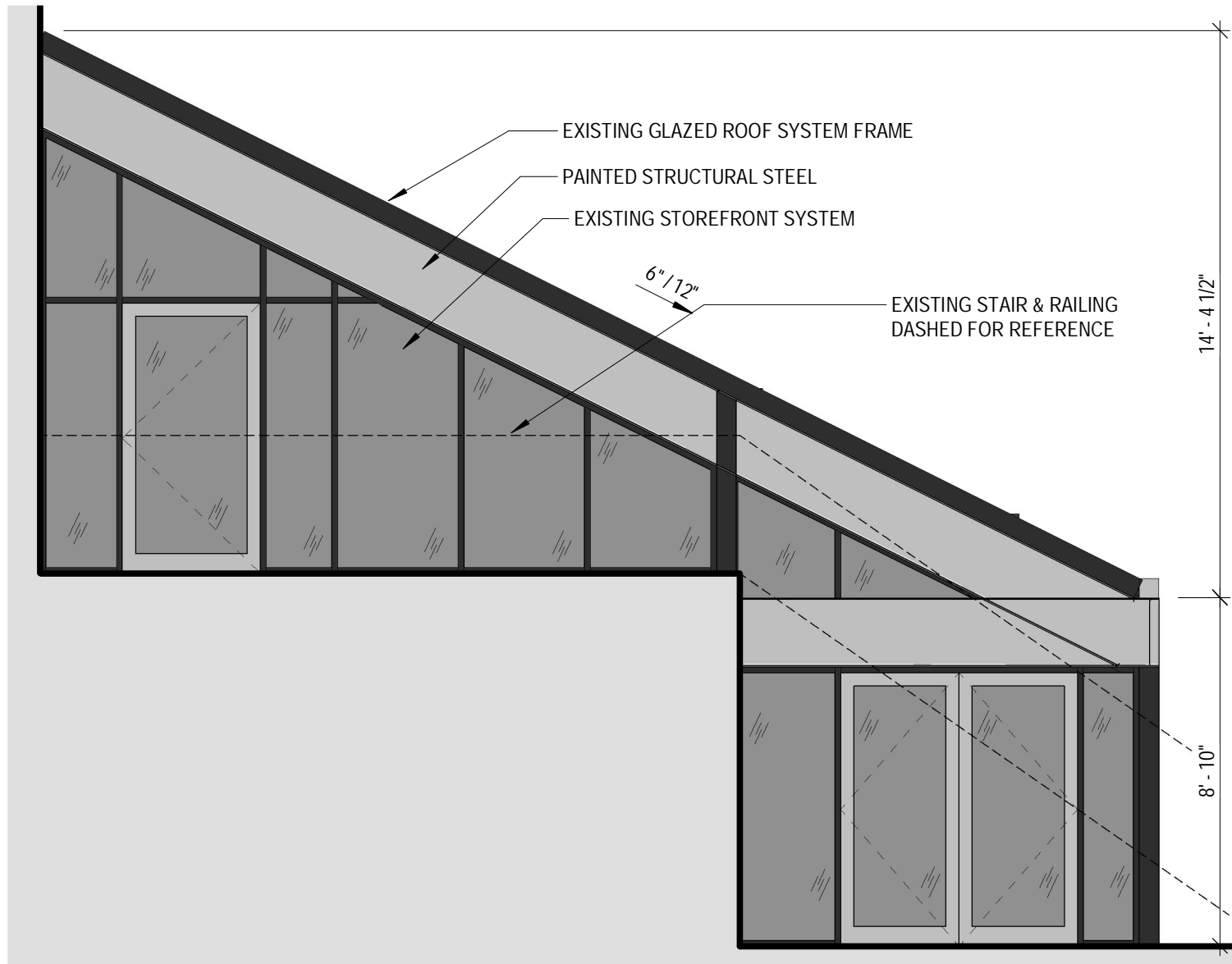


EXISTING METAL STOREFRONT SYSTEM

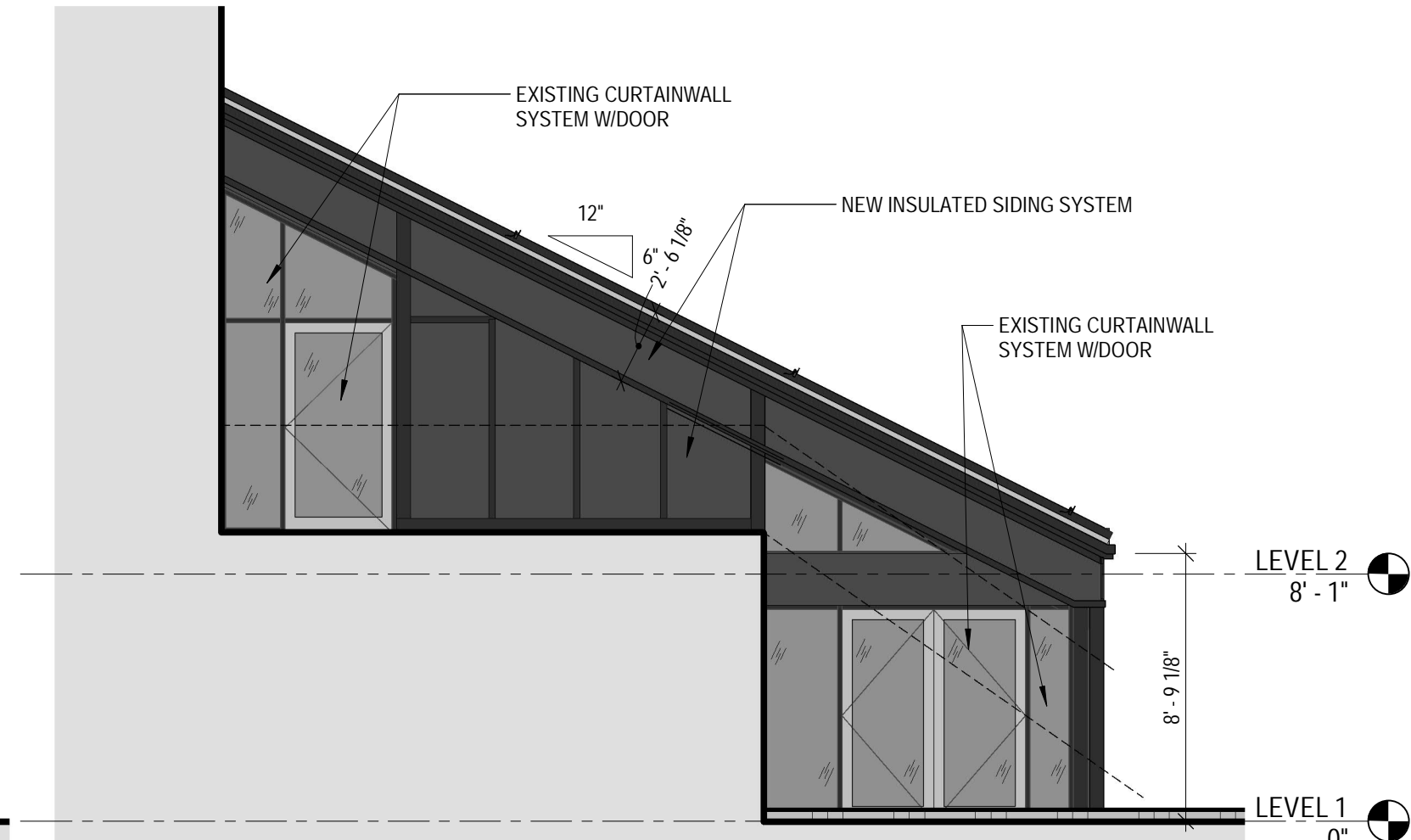
P4 SOUTHWEST (FRONT) ELEVATION  
SEACOAST REPERTORY THEATER LOBBY RENO.

SCALE: 3/16" = 1'-0"  
5/07/2020

2 PROPOSED SOUTHWEST ELEVATION  
3/16" = 1'-0"



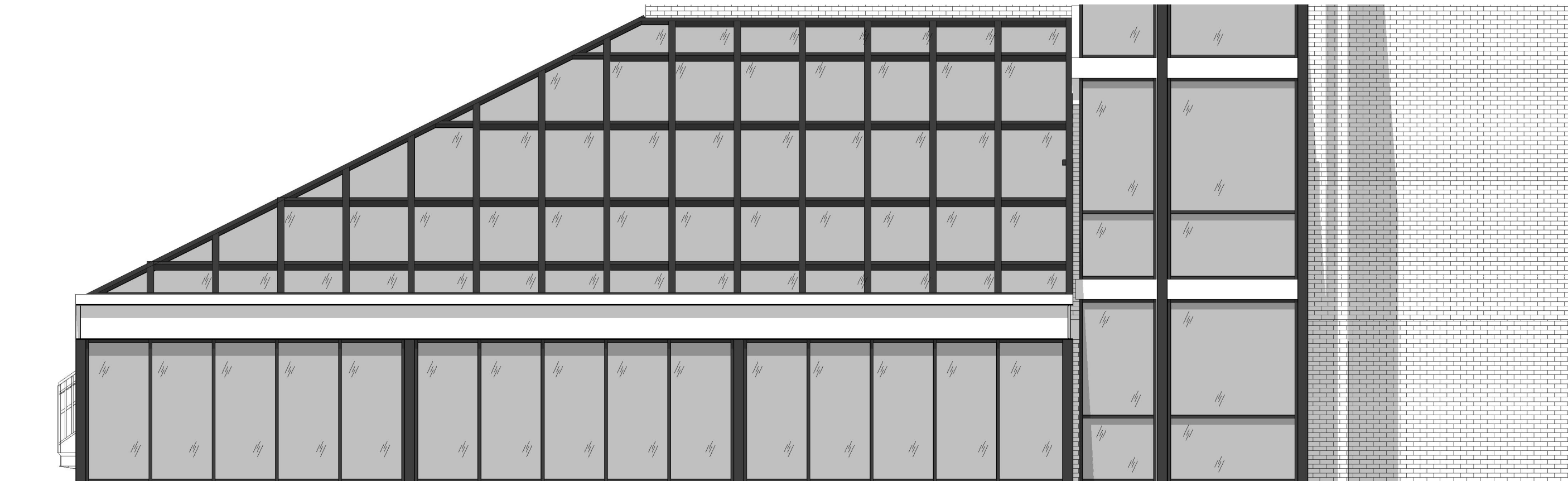
1 EXISTING NORTHWEST ELEVATION  
 1/4" = 1'-0"



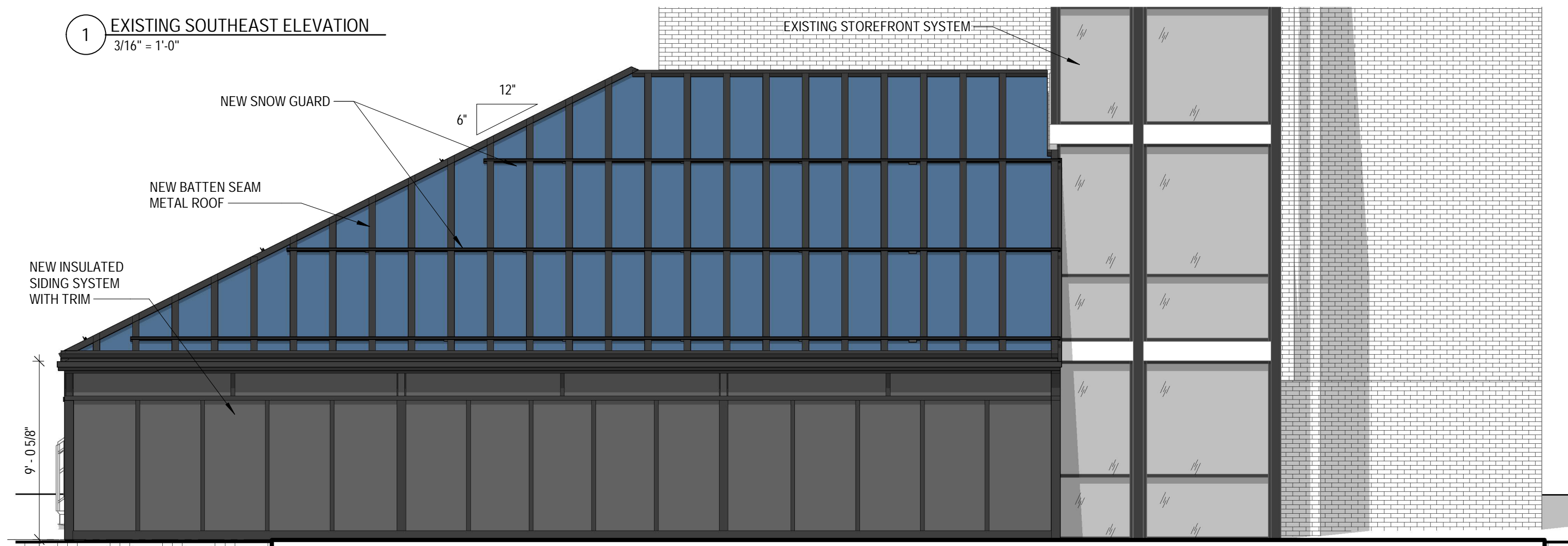
2 PROPOSED NORTHWEST ELEVATION  
 3/16" = 1'-0"

P5 NORTHWEST (SIDE) ELEVATION  
 SEACOAST REPERTORY THEATER LOBBY RENO.

SCALE: As indicated  
 5/22/2020

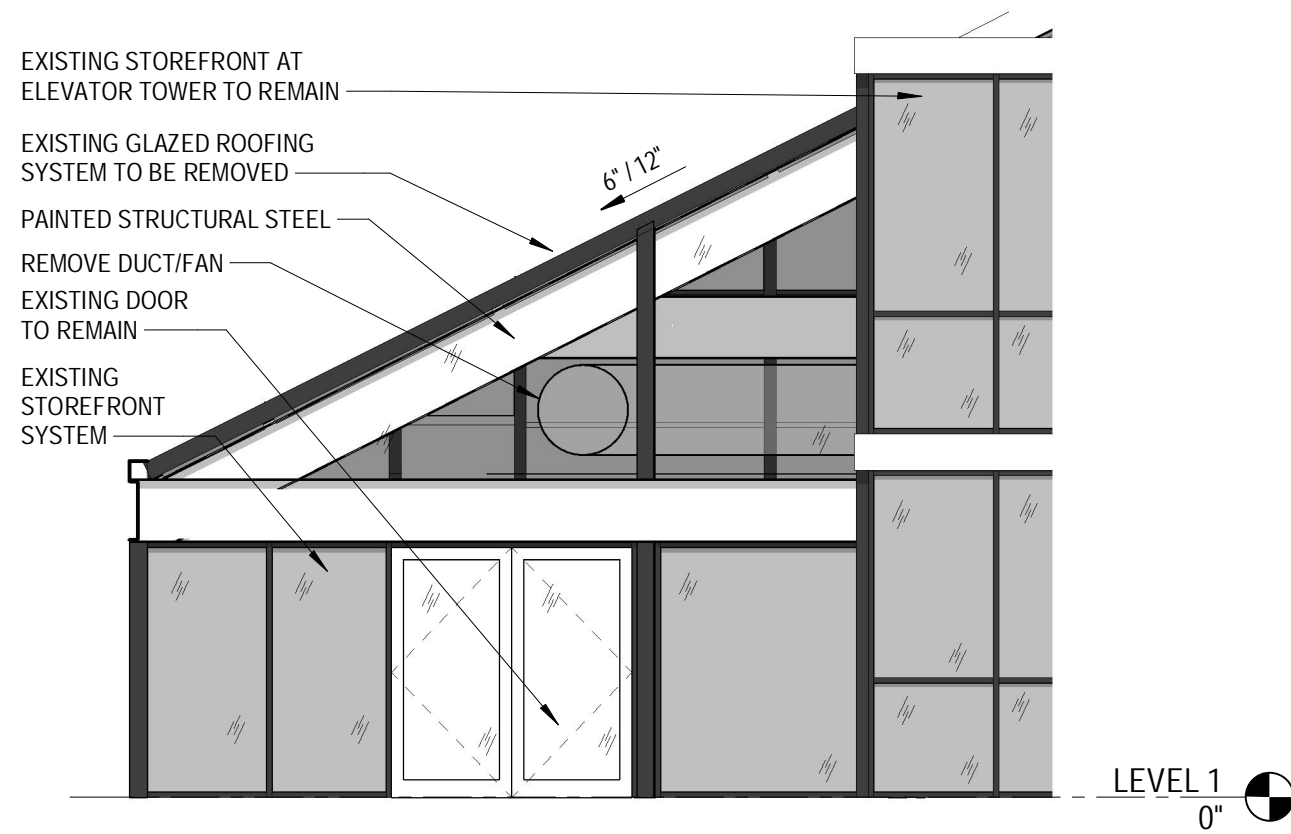


1 EXISTING SOUTHEAST ELEVATION  
3/16" = 1'-0"

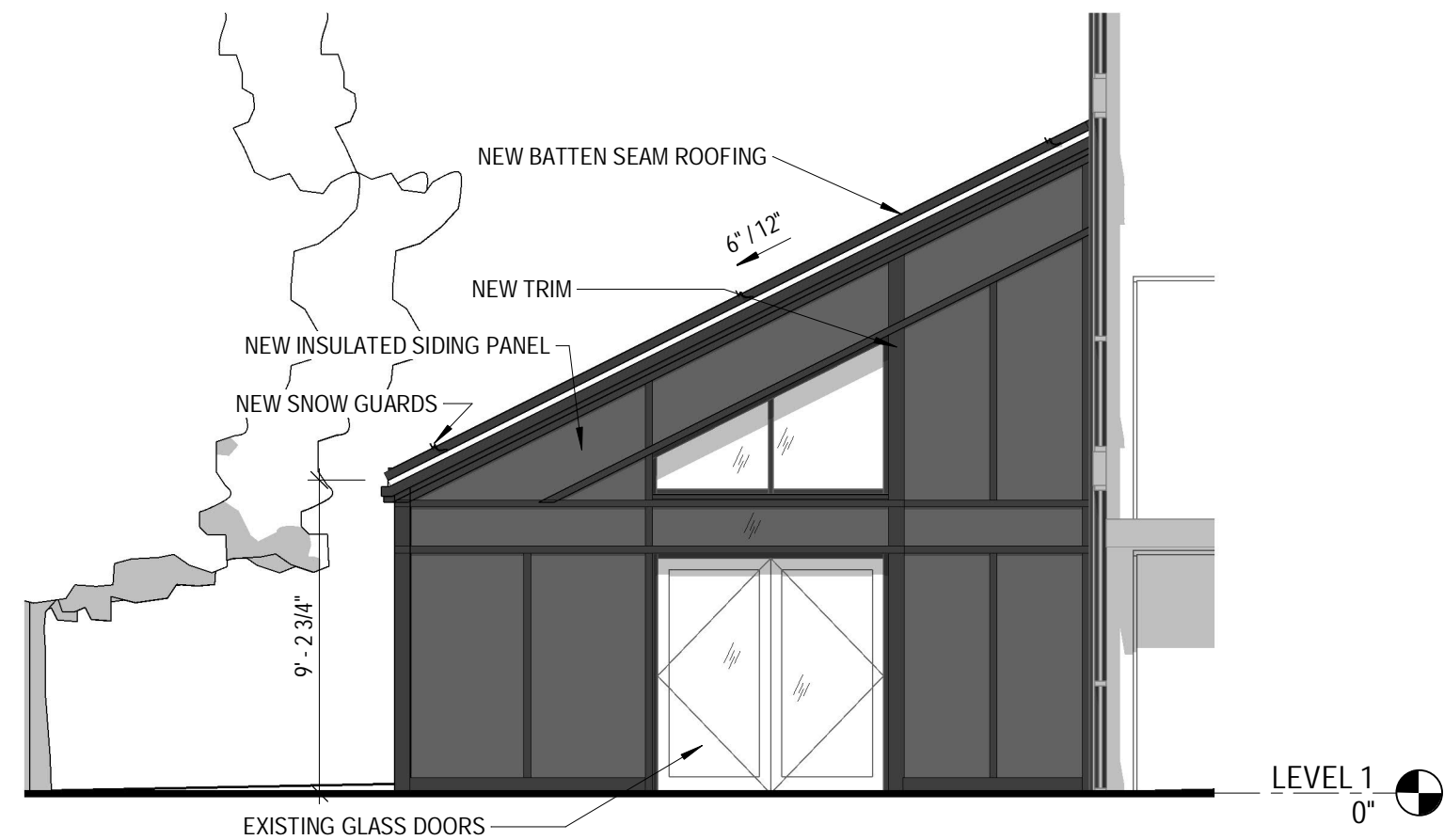


2 PROPOSED SOUTHEAST ELEVATION  
3/16" = 1'-0"

P6 SOUTHEAST (SIDE) ELEVATION  
SEACOAST REPERTORY THEATER LOBBY RENO.  
SCALE: 3/16" = 1'-0"  
5/07/2020




1 EXISTING NORTHEAST ELEVATION  
3/16" = 1'-0"



2 PROPOSED NORTHEAST ELEVATION  
3/16" = 1'-0"

P7 NORTHEAST (REAR) ELEVATION  
SEACOAST REPERTORY THEATER LOBBY RENO.  
SCALE: 3/16" = 1'-0"  
5/22/2020






P8

AXONOMETRIC VIEW FROM SOUTH  
SEACOAST REPERTORY THEATER LOBBY RENO.

SCALE:  
5/07/2020




P9

PERSPECTIVE VIEWS FROM STREET  
SEACOAST REPERTORY THEATER LOBBY RENO.

SCALE:  
5/07/2020







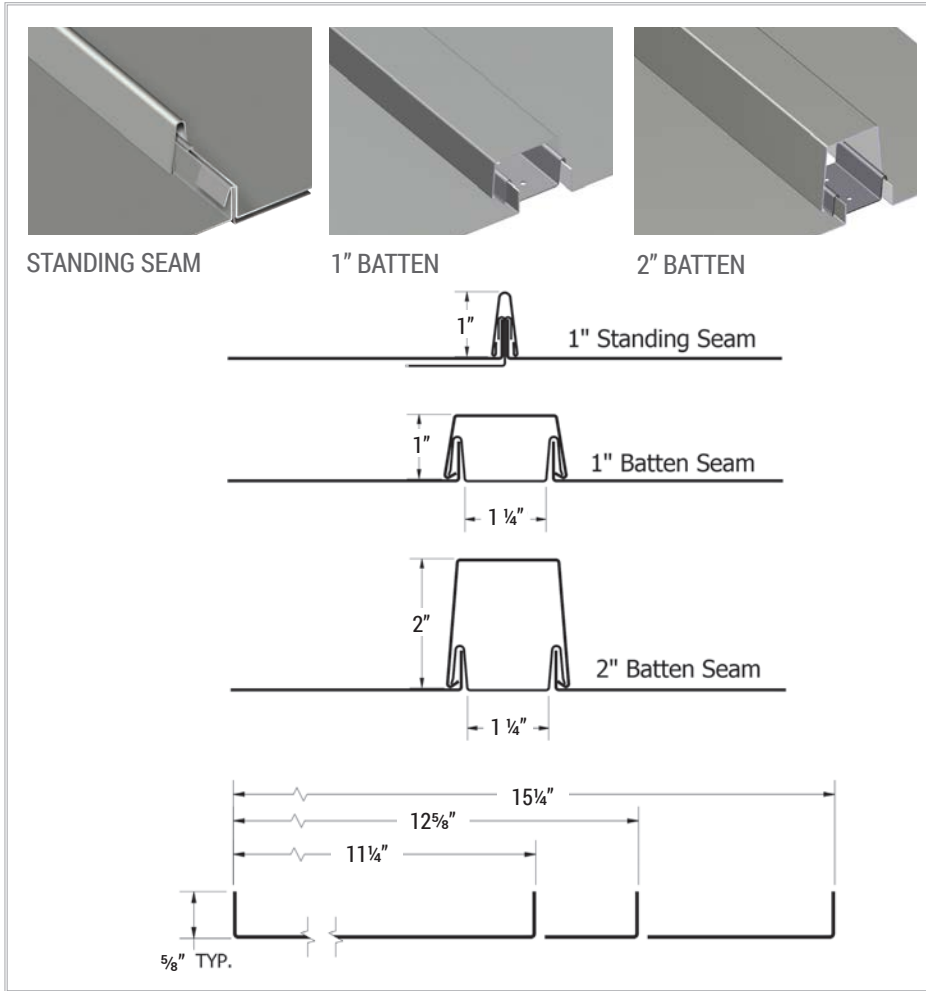
P10

STREET VIEW FROM SOUTH  
SEACOAST REPERTORY THEATER LOBBY RENO.

SCALE:  
5/07/2020



**P11** ROOF DETAILS  
SEACOAST REPERTORY THEATER LOBBY RENO.  
SCALE:  
5/07/2020



**SKU:**

**Panel:** PCP110, PCP120, PCP150, PCP999

**Seam:** PCS114

**Batten:** PCB001, PCB002

**Copper:** PCP147

**Material:**

.032, .040 aluminum;  
22\*, 24 ga. metallic coated steel;  
16 oz. copper\* (PCP147 only)

**Panel Coverage:**

11 1/4", 12 5/8", 14 5/8" †, 15 1/4"

Custom widths available

†Copper and Dark Bronze Anodized only

**Minimum Panel Length:**

2'-0" for straight, 3'-0" for curved

**Seam Height:**

**Standing Seam:** 1"

**Batten Seam:** 1" x 1 1/2" or 2" x 1 1/2"

**Available:**

Straight, Tapered, Curved‡ (Concave, Convex)

‡Available in standing seam only

**Texture:**

Smooth or Embossed

**Minimum Slope:**

3:12


\*Subject to minimum quantities and longer lead time.  
Inquire for availability.

**Application:**

- Two-part system that consists of the flat panel, and a separate seam or batten
- Seam is snapped over the clips, concealing the fastening system
- PC™ System panels are not structural and must be applied to a solid substrate
- Precision leveling prior to forming
- Fasteners and clips allow panels to float without causing stress
- Crating for job site handling/staging

**Performance Standards:**


- Tested in accordance with UL 790/ASTM E 108, UL 580, ASTM E 283, ASTM E 331, UL 2218, ASTM E 84 Flame Spread
- High reflectivity of panels which increases energy efficiency




Mix and match colors of the flat panel and standing seam or batten seam for a unique aesthetic.



PC System in Custom Yellow and Regal Blue



SMOOTH



EMBOSSED



**For more information:** Visit [www.atas.com/pc](http://www.atas.com/pc)



# ATAS International, Inc.

Sustainable Building Envelope Technology

Allentown, PA | Mesa, AZ  
800.468.1441 610.395.8445  
info@atas.com www.atas.com



**BATTEN**

## STOCK COLORS (PVDF Finish)

PVDF resin based coatings provide high-performance durability for exterior and interior applications. These coatings are designed to resist fading, chalking, and abrasion. Meets the requirement of AAMA 2605-13 and AAMA 620-02.

**ROOFING PANEL: Regal Blue (18)**



Black (02) ●



Forest Green (11) ●



Chocolate Brown (04) ●




Sierra Tan (09) ●




Sandstone (06) +



Rocky Grey (16) ●



Ascot White (10) ■



Classic Bronze (01) +




Teal (19) ●



Boysenberry (25) ●



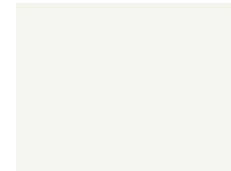
Rawhide (15) ●




Regal Blue (18) ●



Charcoal Grey (62) ●



Bone White (26) +




Medium Bronze (03) +



Hemlock Green (30) ●



Redwood (07) ●



Concord Cream (05) ●



Slate Blue (21) ●



Slate Grey (20) ▲



Hartford Green (27) ●



Patina Green (12) ●



Mission Red (08) ●



Almond (36) ●




Siam Blue (14) ●




Dove Grey (13) ■

## PREMIUM FINISH | (PVDF Finish) PVDF resin based coatings, as noted above, with premium pigmentation to obtain metallic or deep color for desired aesthetics.




Antique Patina (24)



Champagne (31)



Coppertone (23)



Titanium (35) ●



Silversmith (28) ◆



Brite Red (17) ●

### Stock Materials

ALL Standard & Premium Finish Colors are available in:


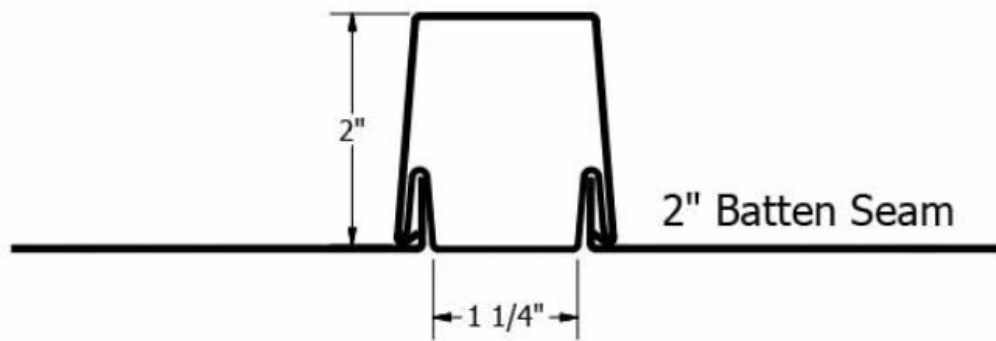

- 24 ga. steel
- .032 aluminum
- .040 aluminum

### Additional Stock Materials

#### Availability Key:

- ◆ 22 ga. steel
- ▲ 22 ga. steel, .050 aluminum
- + 22 ga. steel, .050 & .063 aluminum
- .050 aluminum
- .050 & .063 aluminum

Please inquire for custom materials and colors



# S-5!<sup>®</sup>

## The Right Way!

ColorGard<sup>®</sup> is the only snow retention system to be warranted for the life of the roof! Its unsurpassed holding strength and perfect color-match are guaranteed!



### ColorGard<sup>®</sup>

When snow accumulations begin to melt, the result can be catastrophic as the blanket of snow avalanches off the roof, dumping tons of snow onto anything in its path, damaging landscape, gutters, adjacent roofs, vehicles, and causing injury or death to passers-by. ColorGard<sup>®</sup> dramatically reduces the risks associated with rooftop avalanches and maintains the clean colorful appearance of the roof with perfect color and finish matching, which lasts as long as the roof itself! ColorGard is the only snow retention system designed and

engineered on a site-specific basis; guaranteed to perform, to not damage the roof or finish, and to exactly match the roof color—for the entire life of the roof\*.

Today's premium Kynar 500<sup>®</sup> and Hylar 5000<sup>®</sup> (PVDF) paint systems used on metal panels are "coil-coated" and oven-cured. This is the only finish application method that can be warranted against color fade for 30 years or longer. Nothing can equal it! So, why settle for less in a snow guard system? While some dyes, powder-coats and air-dried color application methods may initially simulate a perfect match, the color soon begins to fade and becomes increasingly mismatched with a few years of age. By utilizing a strip of the actual roof material, ColorGard perfectly matches the roof—forever!

ColorGard is mechanically attached with patented S-5!<sup>®</sup> clamps. S-5! is the trusted name in metal rooftop attachment technology worldwide. S-5! patented, round-point setscrews grip the seam securely without penetration and without damage to the panel's protective finishes. The clamps are precision-machined from aircraft quality, high tensile aluminum—not cast or plastic. All related hardware is non-ferrous stainless steel for lasting performance.

\*See optional limited ColorGard System Warranty Program information at [www.S-5-ColorGard.com](http://www.S-5-ColorGard.com)

The right way to attach almost anything to metal roofs!

ColorGard<sup>®</sup>

888-825-3432 | [www.S-5.com](http://www.S-5.com)



# S-5!<sup>®</sup>

## The Right Way!

### 1. ColorGard<sup>®</sup>

ColorGard<sup>®</sup> snow retention system is manufactured from mill finished, high quality aluminum. It comes in 8.00' long sections, punched or unpunched configurations. Splices are included with ColorGard for adjacent sections. For use with S-5!<sup>®</sup> standard clamps, VersaBracket<sup>™</sup>, and CorruBracket<sup>™</sup>.

### 2. Punched Crossmember

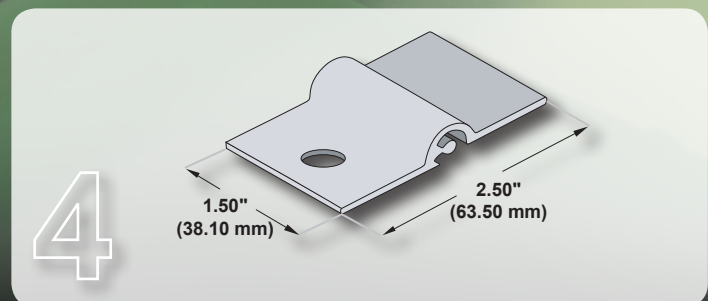
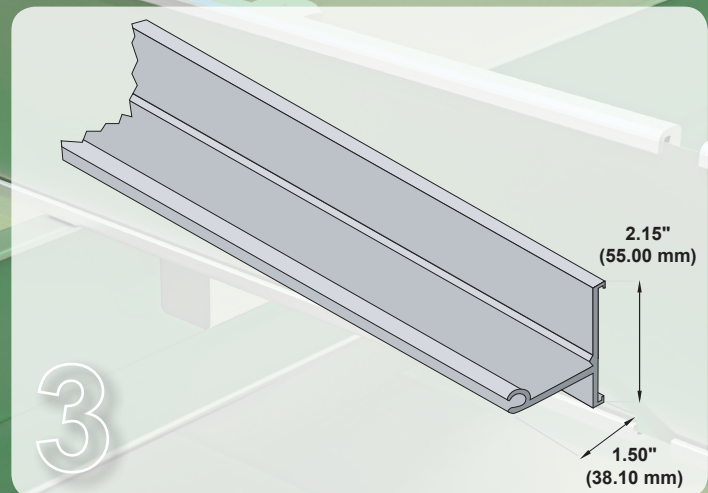
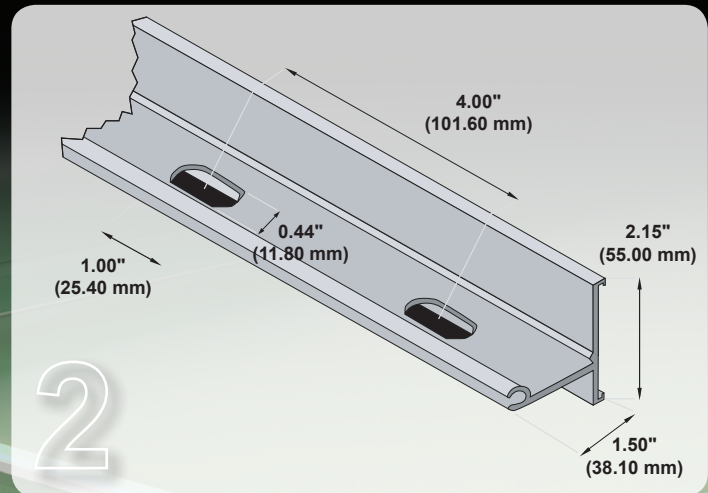
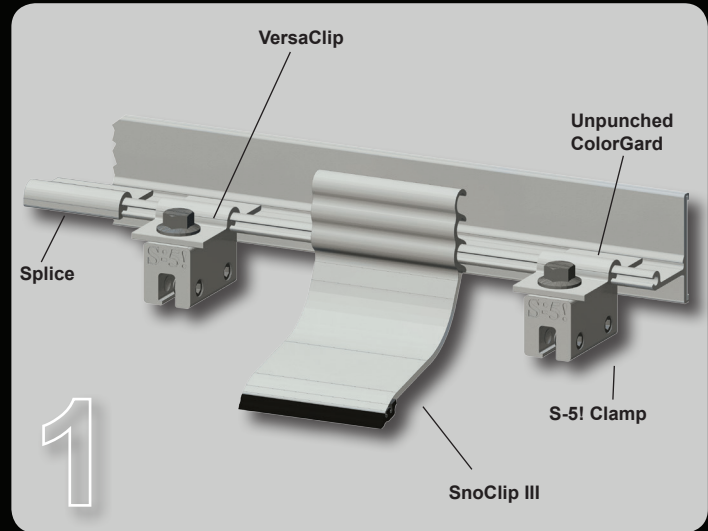
Punched ColorGard is slotted every 4.00" on center for seams that are spaced accordingly, i.e. divisible by 4.00". The slotted configuration works well with S-5! clamps.

### 3. Unpunched Crossmember

Unpunched ColorGard is the most versatile and easy to install when used with the S-5! VersaClip<sup>™</sup>. Unpunched does not need holes, as the VersaClip accommodates any seam spacing. The unpunched configuration works well with VersaBracket, and is the right choice when the roof is laid out with untrue seam width or when the seam width is not divisible by 4. If in any doubt, use unpunched.

### 4. VersaClip<sup>™</sup>

Purchased separately, VersaClip makes installation easy as it simply slides on the ColorGard crossmember. It can be used with all S-5! clamps (one per clamp), and is optional with CorruBracket. VersaClip is not needed with VersaBracket. VersaClip is also handy when installing ColorGard askew, such as is required in the valleys between intersecting rooflines.



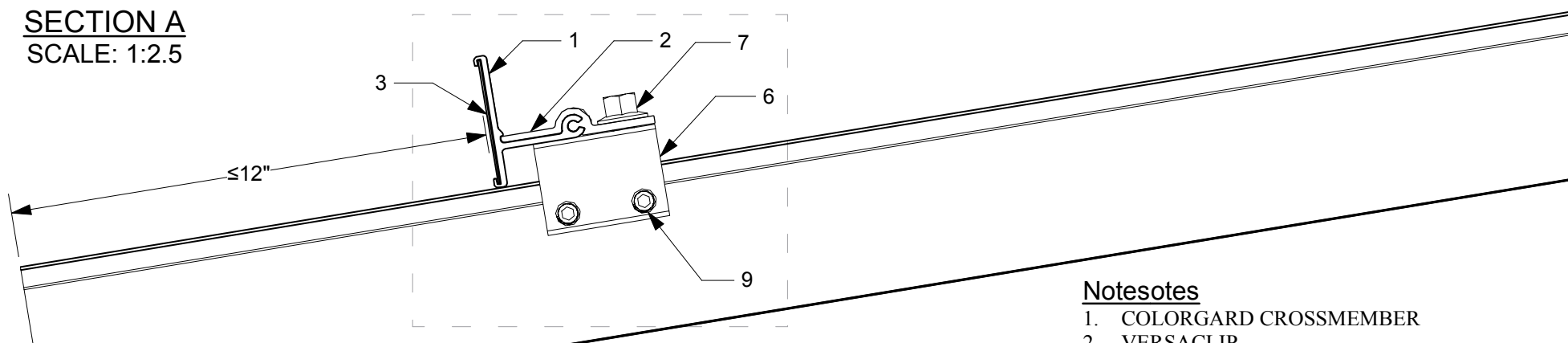
The right way to attach almost anything to metal roofs!

ColorGard<sup>®</sup> Components

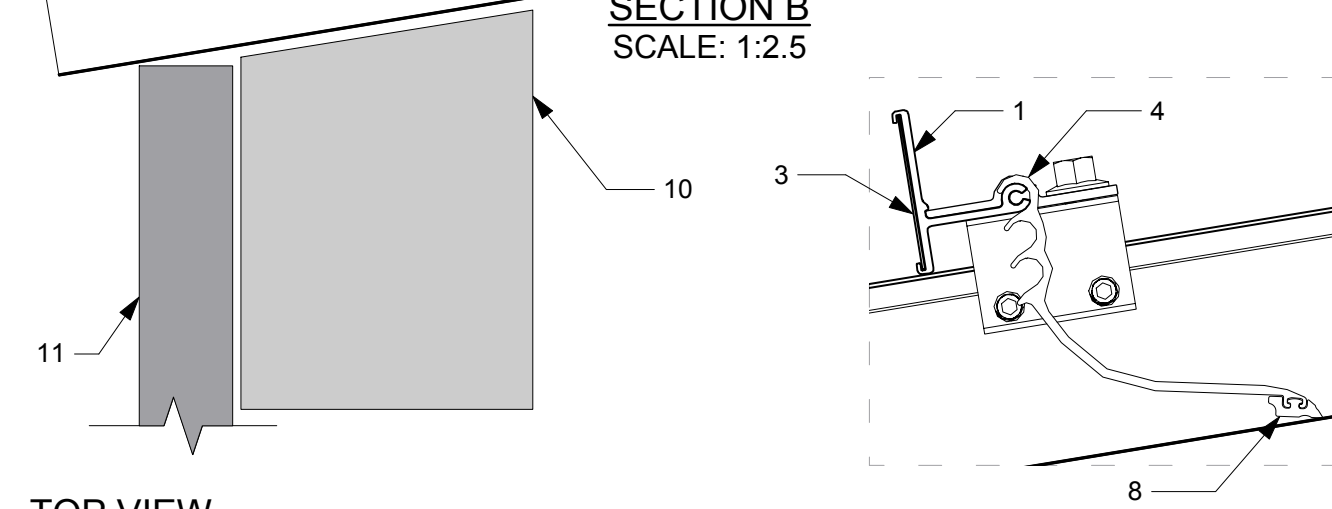


888-825-3432 | www.S-5.com

**SECTION A**  
SCALE: 1:2.5



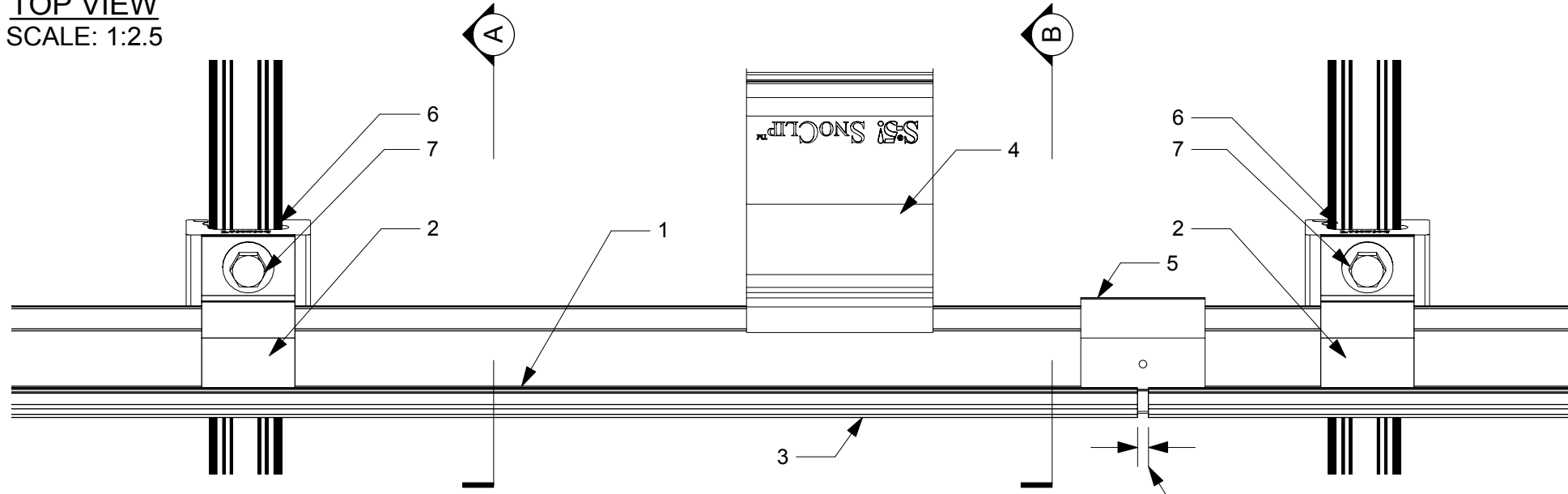
**SECTION B**  
SCALE: 1:2.5



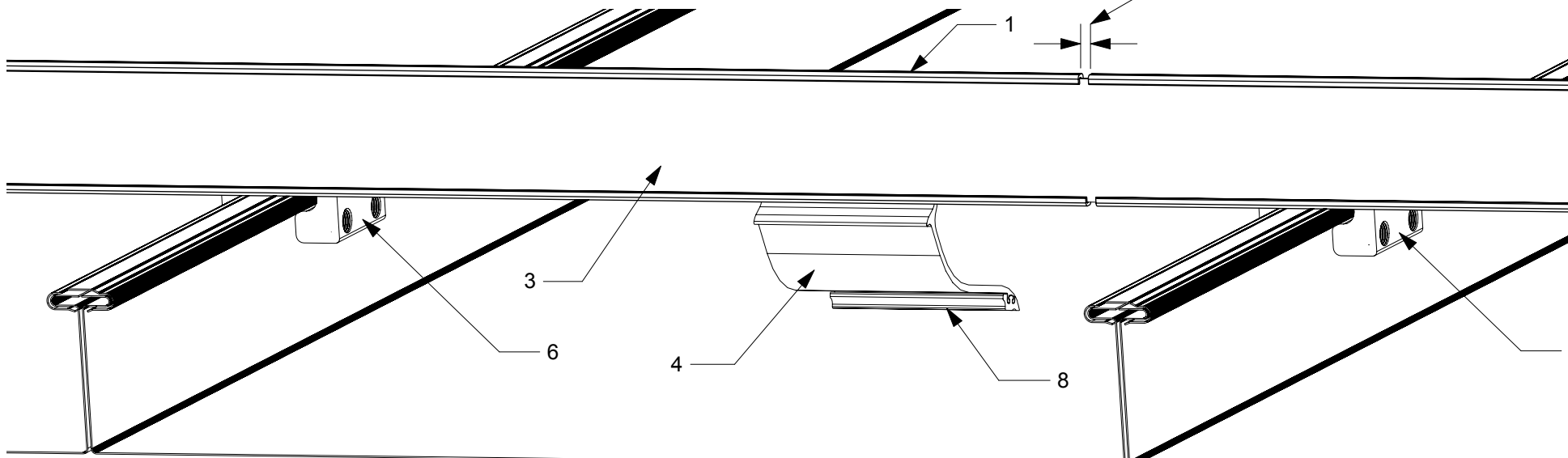
**Notes**

1. COLORGARD CROSSMEMBER
2. VERSACLIP
3. 2" PREFINISHED COLORSTRIP TO MATCH ROOF (BY OTHERS)
4. SNOCLIP BETWEEN ROOF SEAMS (VERIFY SNOCLIP MODEL WITH ROOF SEAM HEIGHT)
5. COLORGARD SPLICE
6. S-5-T CLAMP
7. M10-1.5 X 0.63" HEX FLANGE BOLT
8. RUBBER FOOT TOE
9. 3/8-24 X 0.8" ROUND POINT SETSCREW
10. EAVE STRUCTURE
11. SIDING MATERIAL
12. SPACE FOR THERMAL EXPANSION

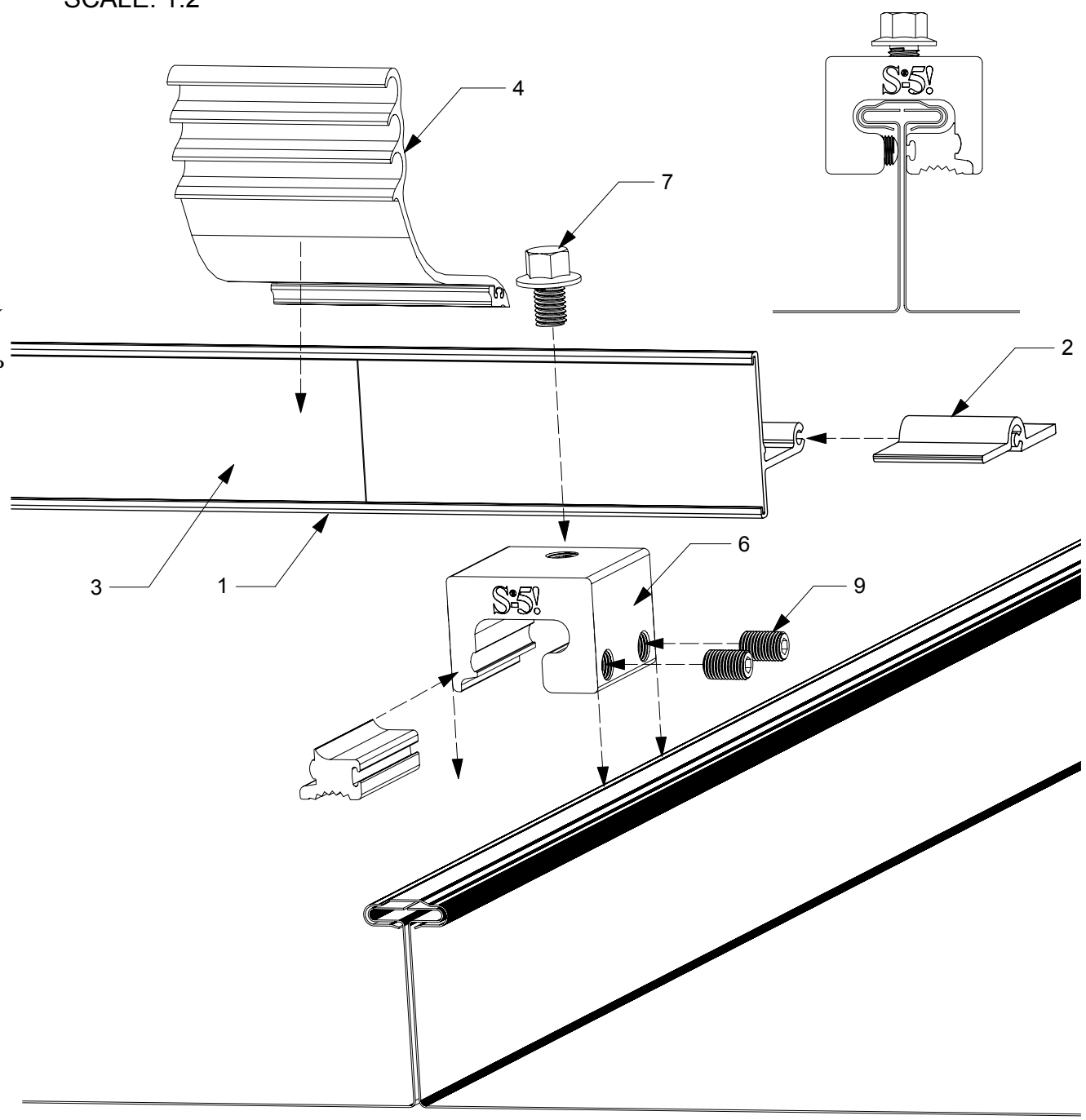
**TOP VIEW**  
SCALE: 1:2.5



**ASSEMBLY**  
SCALE: 1:2.5



**COMPONENTS**  
SCALE: 1:2



|  |                            |                           |   |
|--|----------------------------|---------------------------|---|
| DRAWING TITLE:   |                            | <b>S-5-T</b>              |   |
|  |                            | <b>ColorGard Assembly</b> |   |
| DRAWING NUMBER:  |                            | ISSUE DATE:               |   |
| S-5-TCG 100  |                            | September 18, 2013        |   |
| CLAMP:   | <b>S-5-T</b>               | CLAMP WEBPAGE:            | <a href="http://www.s-5.com/clamps/index_898.cfm">http://www.s-5.com/clamps/index_898.cfm</a> |
| CROSS MEMBER:  | <b>Unpunched ColorGard</b> | CROSS MEMBER WEBPAGE:     | <a href="http://www.s-5.com/snow/index_1146.cfm">http://www.s-5.com/snow/index_1146.cfm</a>   |
| CALCULATOR:  | <b>Calculator</b>          | CALCULATOR WEBPAGE:       | <a href="http://www.s-5.com/calculator/index.cfm">http://www.s-5.com/calculator/index.cfm</a> |
| METAL ROOF INNOVATIONS, LTD.<br>8655 TABLE BUTTE RD<br>COLORADO SPRINGS, CO 80908<br>719-495-0518<br>888-825-3432<br>www.S-5.com |                            |                           |   |

S-5!® PRODUCTS ARE PROTECTED BY MULTIPLE U.S. PATENTS INCLUDING 5,228,248, 5,983,588 AND 6,164,033 (OTHERS ISSUED AND PENDING). EUROPEAN PATENTS ARE ALSO APPLIED FOR AND PENDING UNDER THE PATENT COOPERATION TREATY WITH DIVISIONAL FILING RIGHTS RETAINED. METAL ROOF INNOVATIONS, LTD. (LICENSOR OF S-5!® TECHNOLOGY) AGGRESSIVELY PROSECUTES PATENT INFRINGEMENT.


# Change is good. It adds character.

The Cembrit Patina design line boards are similar, yet individually different. While they all patinate in colour over time, each board comes with slight variations in structure and surface to accommodate the demands from architects and builders across the world, who are looking for a characteristic texture and an authentic expression. Thus, the boards are one of a kind. They are unique, they change over time – and herein lies the secret of how they continue to keep buildings alive – year after year.

# Cembrit Patina design line

## Colours

Cembrit Patina Original



## Cembrit Patina Rough



## Cembrit Patina Inline



The representation of colours may deviate from the original product colours.

**GRAPHITE  
P050  
SMOOTH**

## Properties

### Cembrit Patina Original and Cembrit Patina Rough

|                          |                        |
|--------------------------|------------------------|
| Length                   | 2500/3050mm            |
| Width                    | 1192/1250mm            |
| Thickness                | 8mm                    |
| Weight pcs               | 12.4 kg/m <sup>2</sup> |
| Surface, Patina Original | Natural textured       |
| Surface, Patina Rough    | Structured, velvety    |

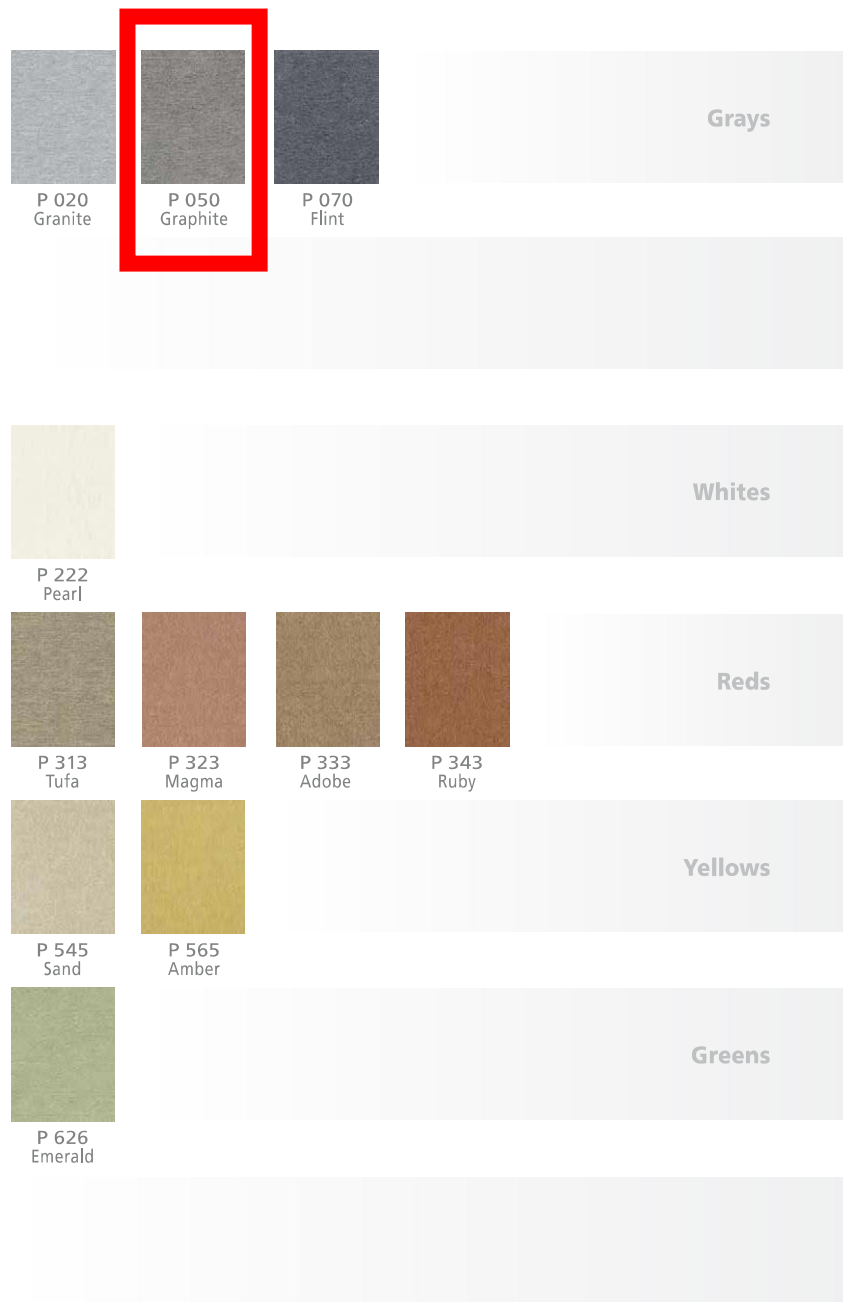

### Cembrit Patina Inline

|                  |                       |
|------------------|-----------------------|
| Length           | 2500/3050mm           |
| Width            | 1192/1250mm           |
| Thickness top    | 9,5mm                 |
| Thickness groove | 8mm                   |
| Weight pcs       | 14,1kg/m <sup>2</sup> |
| Surface          | Linear grooves        |



# Cembrit **Patina Original**

Cembrit Patina has a natural, textured surface. You can see the fiber and natural characteristics of the raw materials, and you can see and feel the sanding lines on the surface. As the seasons change and the years pass, the natural aging of the fiber cement leaves subtle traces on the surface, and the façade will gradually acquire a distinctive patina. (Also available in Rough and Inline.)



## Fiber Cement— **Distinct Properties**

**Sound and Weather Resistant** — Cembrit fiber cement boards deliver optimal sound and weather insulation. Noise as well as changing weather conditions such as freeze/thaw, heat and water pose no threat to fiber cement façades. The boards retain their shape at all times.

**Low Maintenance** — The ability of the boards to resist mold and algae attacks is equally impressive. The result is a long-lived façade that saves you time and effort on inconvenient and costly repairs and repaints.

**Non-combustible** — The boards are non-combustible, which is your guarantee for a safe building.

**Easy Handling** — Cembrit fiber cement boards are flexible and easy to handle. They can be delivered cut to size, ready for installation. All this makes for lower construction costs, shorter construction times, and lower installed costs.

## Fiber Cement— **A Unique Composition**

**Natural Ingredients** — With the strong composition of cement, mineral fillers, cellulose and non-toxic, organic fibers— and not to forget a dash of water— Cembrit fiber cement boards are made up of purely natural and environmentally friendly raw materials. This makes for sustainable and fully reusable boards.

**Strong Recipe** — The secret behind the impressive strength and durability of Cembrit fiber cement boards resides in the manufacturing technology. Thin layers of fiber cement are added on top of each other, pressed firmly together under tremendous pressure before completing a slow air curing process. Reinforced by carefully selected fibers, the many thin layers give the fiber cement cladding a strength with few peers in the world of building materials.

**Green Footprints** — A comprehensive analysis of the environmental impact of the Cembrit boards can be made from Cembrit's EPDs in accordance with EN 15804 on the Sustainability of Construction Works. The EPDs provide a Life-Cycle Assessment, manufacturing process details, and information on the use of any dangerous materials. These EPDs are available online.

## Product **Sustainability**

AFC Cladding is committed to providing the highest quality high density compressed fiber cement panels to the U.S. building markets. In order to do this, we feel it necessary to provide not only high quality products, but sustainable products that can contribute to green (LEED) building projects, which in turn benefit the environment we all live in.

AFC Cladding products currently have a potential contribution to various LEED credits including but not limited to:

### **Direct Contribution**

#### **Materials and Resources:**

- ◆ BPDO – Environmental Product Declarations

### **Indirect Contribution**

#### **Indoor Environmental Quality:**

- ◆ Thermal Comfort

#### **Energy and Atmosphere:**

- ◆ Optimize Energy Performance

One of the most important sustainable attributes is the durability of AFC Cladding panels. With their long lifespan, virtually requiring no refurbishment, AFC Cladding panels can contribute to less replacement of materials and to drastically lower maintenance costs over the useful life of the building.

The Ventilated and Insulated Rainscreen Cladding (VIRSC) system, which is used to affix AFC Cladding panels to the exterior of a structure, offers many benefits and green attributes to the performance of the building envelope. Durability and resistance to moisture and mold build-up are noteworthy benefits. Equally important is its ability to accommodate external insulation.

In addition, AFC Cladding is dedicated to further research and analysis of our products to achieve additional LEED credits, and help further the cause of building sustainable and efficient buildings.

---

Warranty information available upon request.

Distributed exclusively by:




6901 South Pierce Street, Suite 180  
Littleton, CO 80128 U.S.A.

Phone: 303-972-5107  
800-688-8677

Fax: 303-978-0308

[www.americanfibercement.com](http://www.americanfibercement.com)

**CEMBRIT**  
Building Better Days

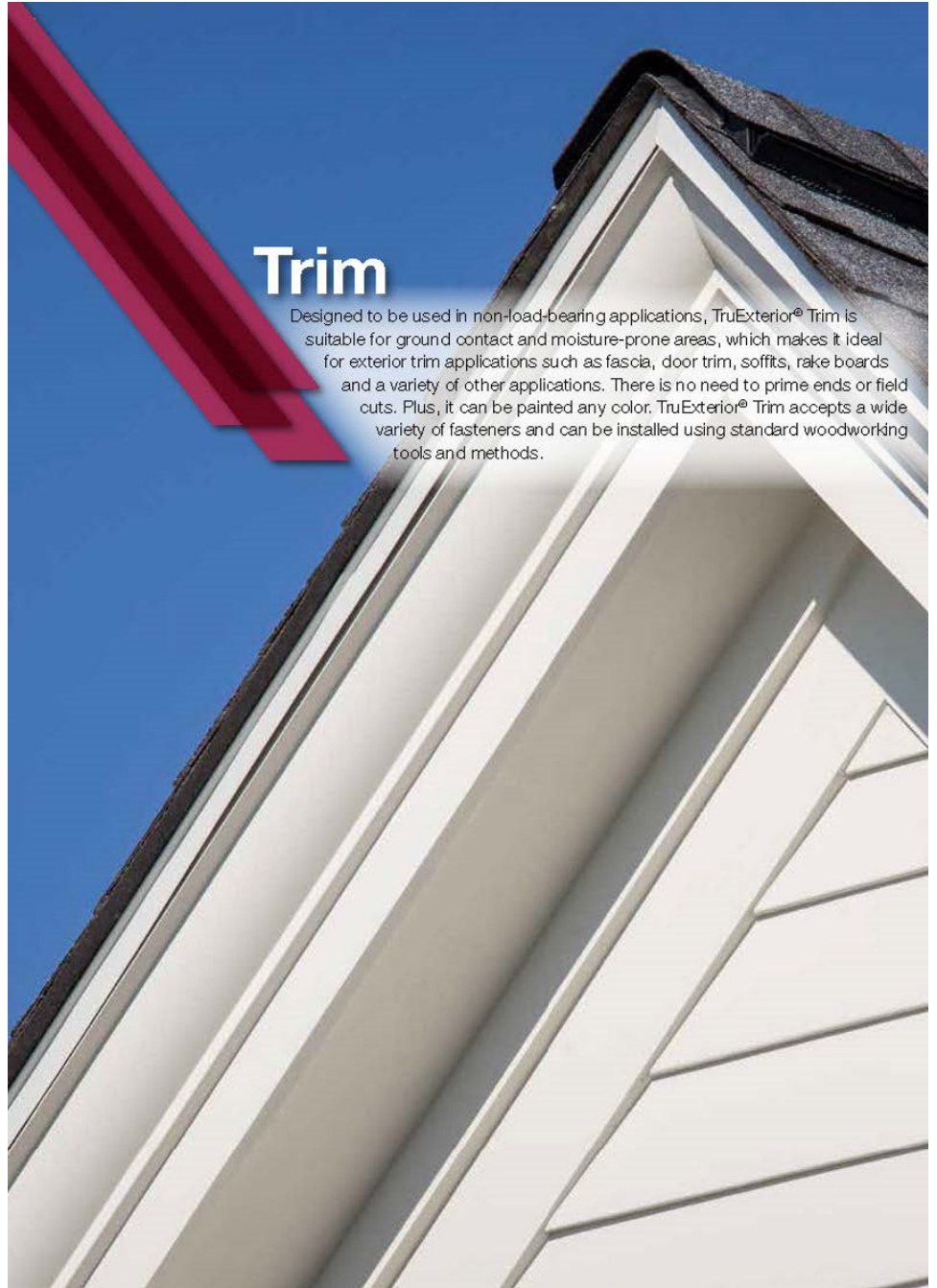


CEMBRIT  
PATINA  
P 050  
GRAPHITE  
SMOOTH

**TRUEXTERIOR - FLYASH POLYMER COMPOSITE TRIM BOARDS**



**TRIM:  
"TRUEXTERIOR"  
POLYASH TRIM  
BOARDS, PAINT  
COLOR TO MATCH  
EXISTING METAL  
STOREFRONT.**



**Trim**

Designed to be used in non-load-bearing applications, TruExterior® Trim is suitable for ground contact and moisture-prone areas, which makes it ideal for exterior trim applications such as fascia, door trim, soffits, rake boards and a variety of other applications. There is no need to prime ends or field cuts. Plus, it can be painted any color. TruExterior® Trim accepts a wide variety of fasteners and can be installed using standard woodworking tools and methods.



## Siding that's in a class of its own.

### DURABILITY

- Virtually no moisture cycling, excellent paint durability
- WUI listed
- No need to prime ends or field cuts
- Resists rot and termite attacks\*
- No swelling\*
- No cracking or splitting
- No cupping or checking\*
- Suitable for ground contact

### BEAUTY

- Tighter gaps, minimal movement—it will move less than fiber cement, wood, PVC and vinyl
- Truly historically accurate profiles—get the look of traditional, authentic wood profiles
- True look of cedar siding profiles, real architectural detail

### WARRANTY

- 20 year limited warranty



Pictured: Cove/Dutch Lap

\*Please see TruExterior® Siding & Trim Limited Warranties and Product Data Sheets for proprietary test results, located at TruExterior.com. Always follow local building codes and construction best practices. See the complete Installation Guidelines for TruExterior® Siding & Trim at TruExterior.com.

## Phenomenal Performance. Remarkable Workability.

TruExterior® Siding & Trim offers both a lasting look while eliminating the need for gluing, gapping and other cumbersome and costly installation techniques.

### APPLICATION

- Designed for use in non-structural applications
- Suitable for ground contact
- Can be used in moisture-prone areas
- Installation is the same regardless of the season

### TOOLS

- Installed using proven woodworking tools and methods
- Carbide-tipped blades and bits are recommended for a longer tool life

### FASTENING

- Accepts a wide variety of high-quality exterior-grade fasteners that are suitable for the local environment
- Can be fastened close to the edge
- No need for pre-drilling
- No mushrooming

### PAINTING

- TruExterior® products come pre-primed and do require paint
- No need to prime end cuts
- Can be painted with any high-grade exterior paint when following the paint manufacturer's instructions
- Can be painted any color without special precautions as it is not prone to movement caused by heat gain from dark colors\*
- Paint lasts longer than on wood because TruExterior® products cycle virtually no moisture\*
- Traditional exterior-grade caulks, auto-body or wood fillers are all acceptable for filling nail holes

\*Please see TruExterior® Siding & Trim Limited Warranties and Product Data Sheets for proprietary test results, located at TruExterior.com. Always follow local building codes and construction best practices. See the complete Installation Guidelines for TruExterior® Siding & Trim at TruExterior.com.


## TRIM PRODUCT DATA SHEET

|                                     | TEST METHOD                     | RESULTS  |
|-------------------------------------|---------------------------------|--|
| <b>1. CERTIFICATES AND LISTINGS</b> |                                 |  |
| a. Pre-consumer Recycled Content    | SCS Global Certification        | Minimum 70%  |
| b. Cal Fire (WUI)                   | CA SFM 12-7A-1                  | Listing No. 8140-2134:0101                                 |
| c. Progressive Engineering          |                                 | PER-14090  |
| d. Cradle to Cradle                 | C2C Certified™ Product Standard | Bronze   |
| g. FL Building Code                 |                                 | FL17285  |
| <b>2. PROPERTIES</b>                |                                 |  |
| a. Density                          | ASTM C 1185                     | 40-50 lbs/ft <sup>3</sup>                                  |
| b. Flexural Strength                | ASTM C 1185                     | > 1600 psi   |
| c. Coefficient of Linear Expansion  | ASTM D 6341                     | < 1.40 E-05 in./in./°f                                     |
| d. Impact Resistance                | ASTM D 6110                     | > 50 in.   |
| e. Nail Withdrawl                   | ASTM D 1761                     | > 40 lbf/in.   |
| <b>3. PERFORMANCE</b>               |                                 |  |
| a. Fungi Rot                        | AWPA E10                        | Brown Rot - Negligible Loss<br>White Rot - Negligible Loss |
| b. Termite Resistance               | AWPA E1                         | > 9.0 (10 being best)                                      |
| c. Water Absorption                 | ASTM D 570                      | < 1.5%   |
| d. Flame Spread                     | ASTM E 84                       | < 35   |
| e. Smoke Developed                  | ASTM E 84                       | < 450  |
| <b>4. MANUFACTURING TOLERANCES</b>  |                                 |  |
| a. Width                            |                                 | ± 1/16 inch  |
| b. Thickness                        |                                 | ± 1/16 inch  |
| c. Length                           |                                 | +2 inches / -0 inches                                      |
| d. End Cut Angle                    |                                 | ± 2°   |

# SEACOAST REPERTORY THEATER LOBBY RENOVATION

125 BOW STREET

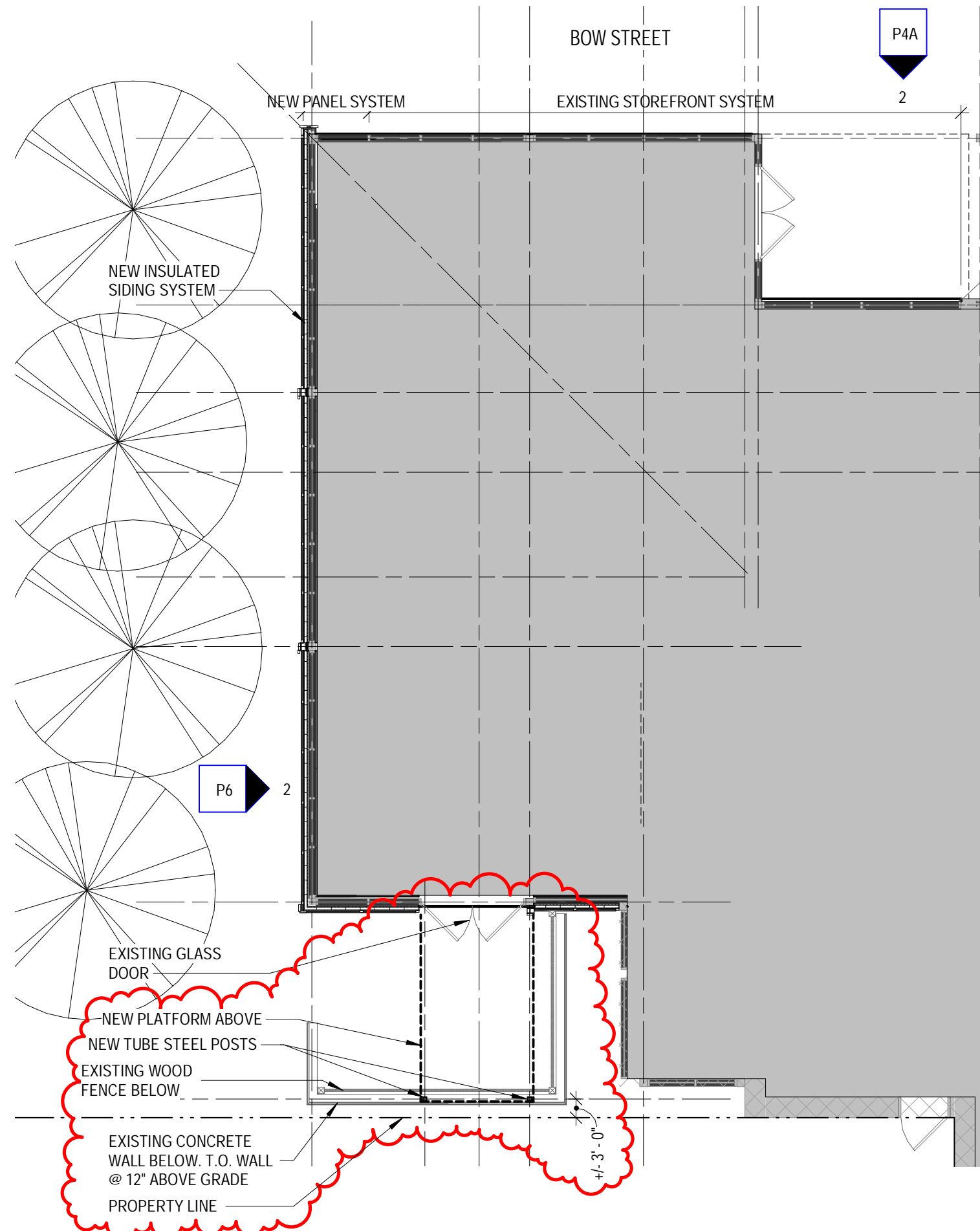
HDC ADMINISTRATIVE APPROVAL  
MECHANICAL PLATFORM & EQUIPMENT  
JUNE 18, 2021



| DRAWING SHEET LIST - HDC |                            |
|--------------------------|----------------------------|
| SHEET NO.                | NAME                       |
| SHEET#                   | SHEET NAME                 |
| P0                       | COVER                      |
| P2                       | FIRST FLOOR PLAN           |
| P3                       | ROOF PLAN                  |
| P6                       | SOUTHEAST (SIDE) ELEVATION |
| P7                       | NORTHEAST (REAR) ELEVATION |
| P13                      | PERSPECTIVE FROM SOUTHEAST |

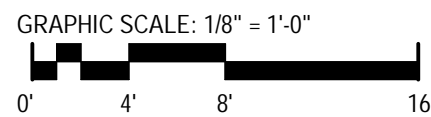
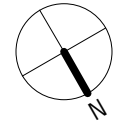
P0 COVER  
LOBBY RENOVATION - PHASE 3 ENVELOPE

SCALE:  
06/18/2021



PROPOSED 1ST FLOOR PLAN

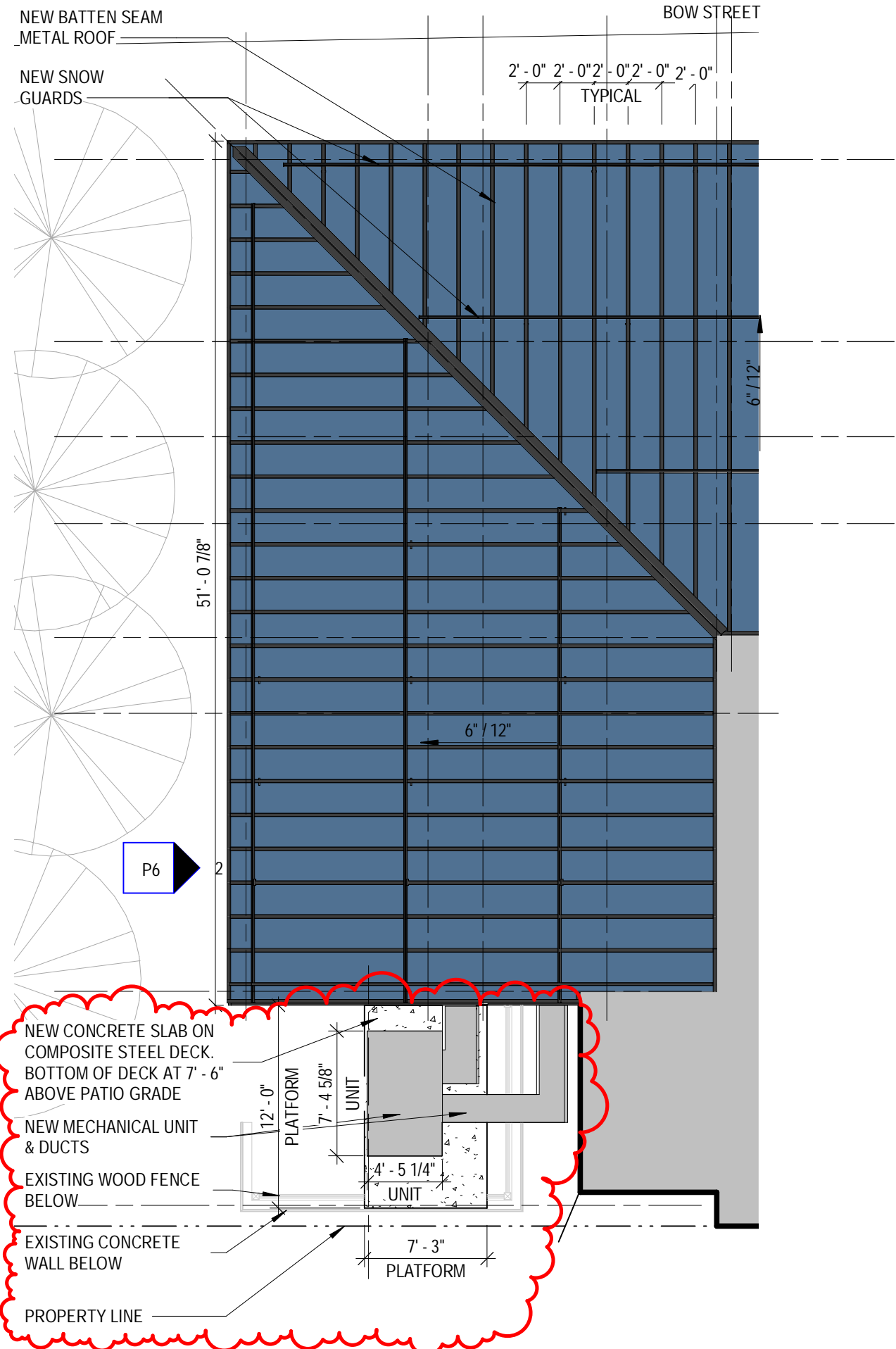
2  
P7



EXISTING CONDITIONS

P2 FIRST FLOOR PLAN  
LOBBY RENOVATION - PHASE 3 ENVELOPE

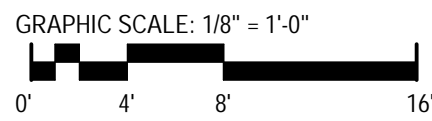
SCALE: 1/8" = 1'-0"  
06/18/2021



EXISTING CONDITIONS

REMOVE DUCT

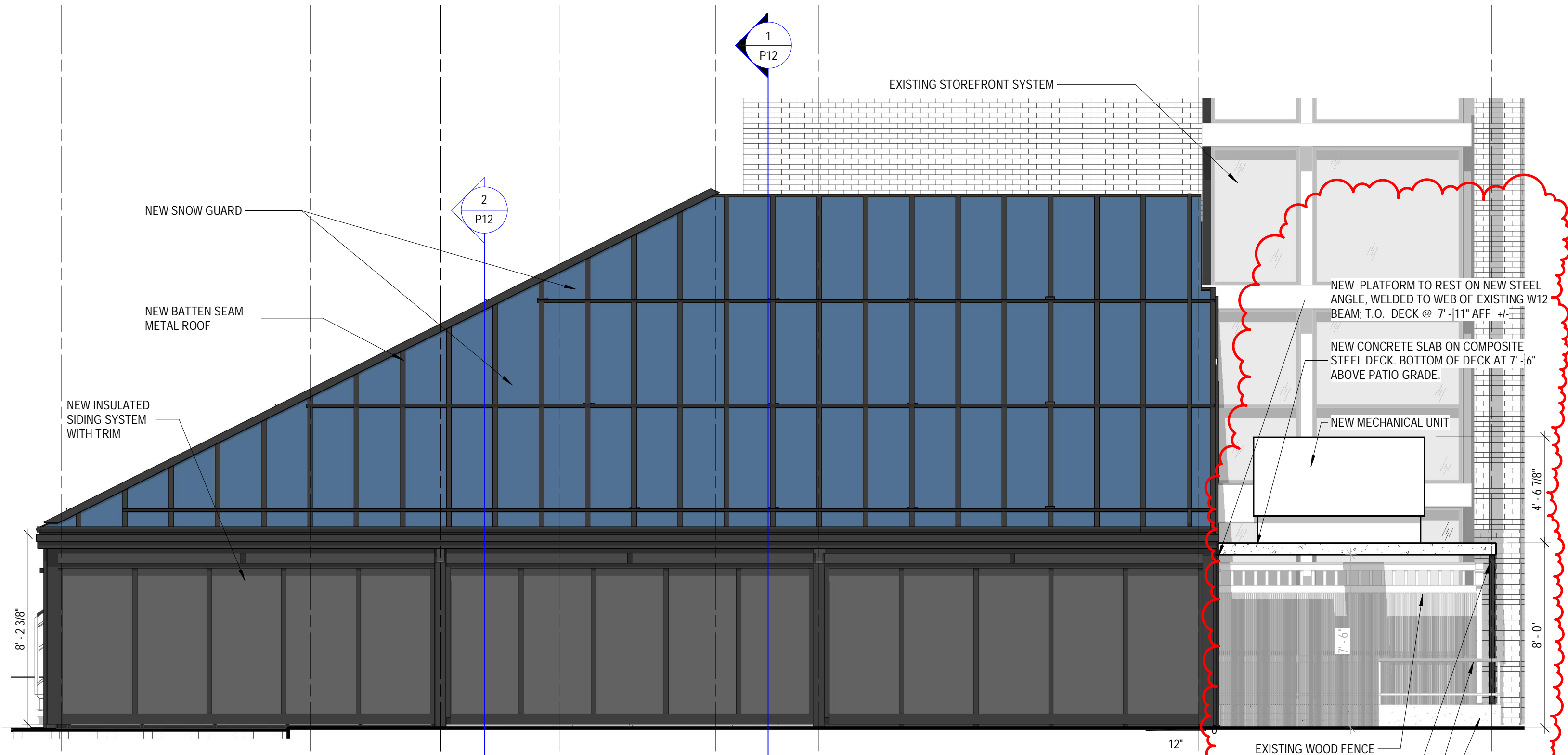
1 PROPOSED ROOF PLAN  
1/8" = 1'-0"



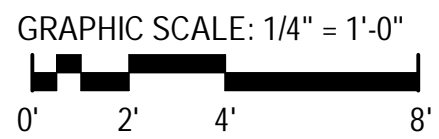
P3 ROOF PLAN  
LOBBY RENOVATION - PHASE 3 ENVELOPE

SCALE: 1/8" = 1'-0"  
06/18/2021





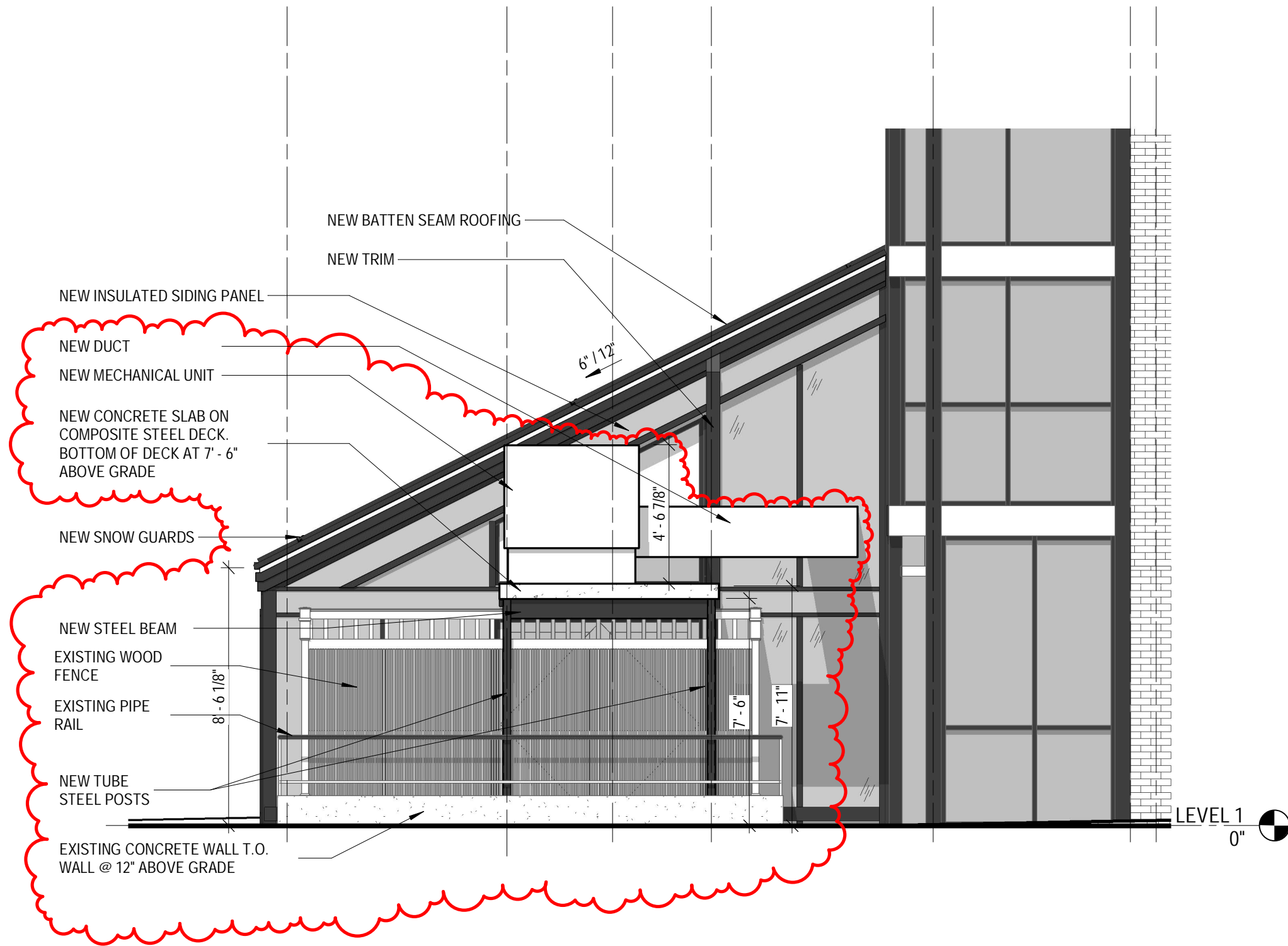
2 PROPOSED SOUTHEAST ELEVATION  
 1/4" = 1'-0"



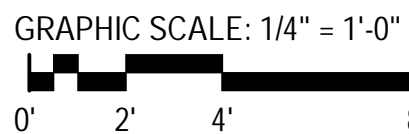
P6 SOUTHEAST (SIDE) ELEVATION  
 LOBBY RENOVATION - PHASE 3 ENVELOPE

SCALE: 1/4" = 1'-0"  
 06/18/2021





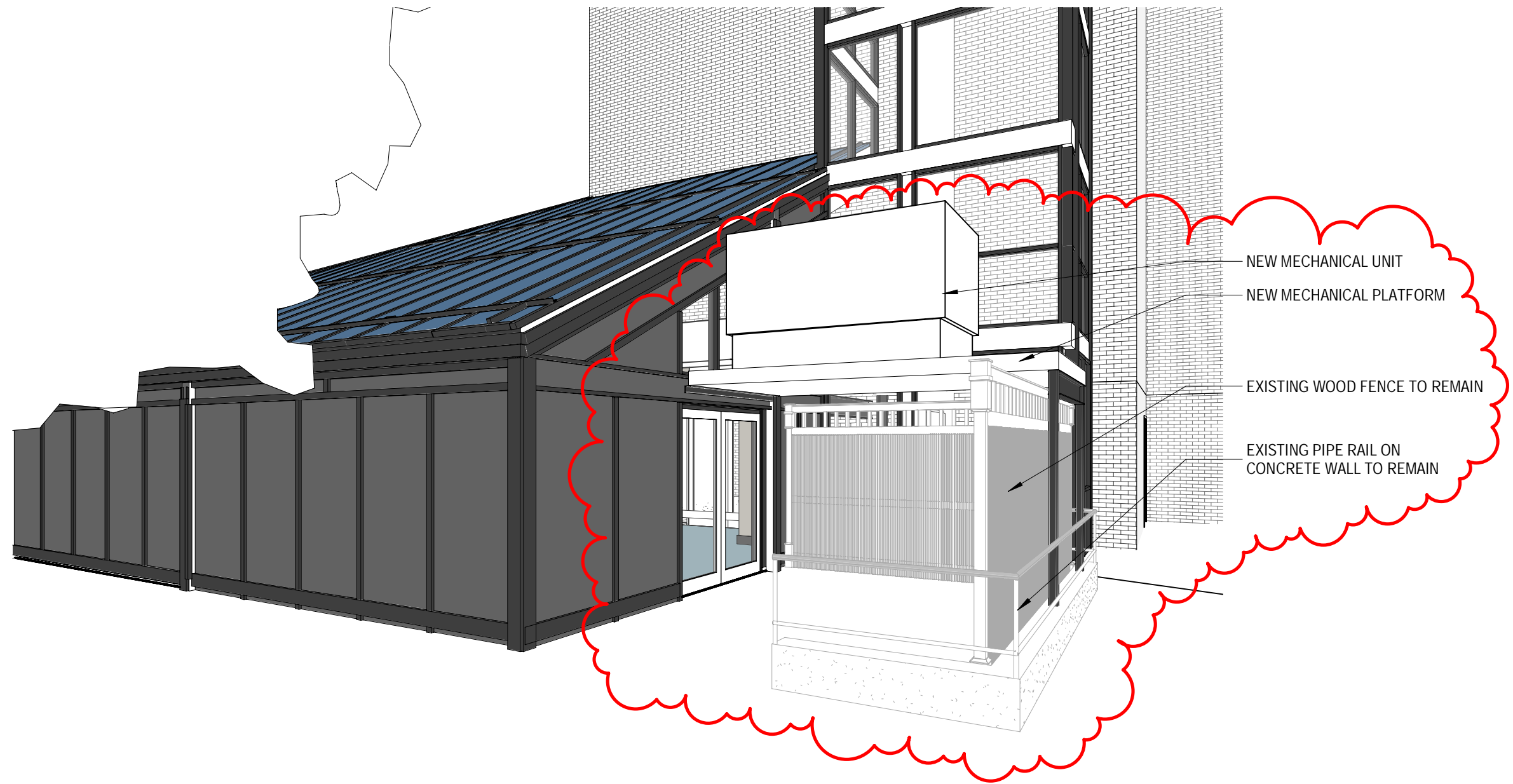
2 PROPOSED NORTHEAST ELEVATION  
1/4" = 1'-0"



P7

NORTHEAST (REAR) ELEVATION  
LOBBY RENOVATION - PHASE 3 ENVELOPE

SCALE: 1/4" = 1'-0"  
06/18/2021



1 SOUTHEAST PERSPECTIVE

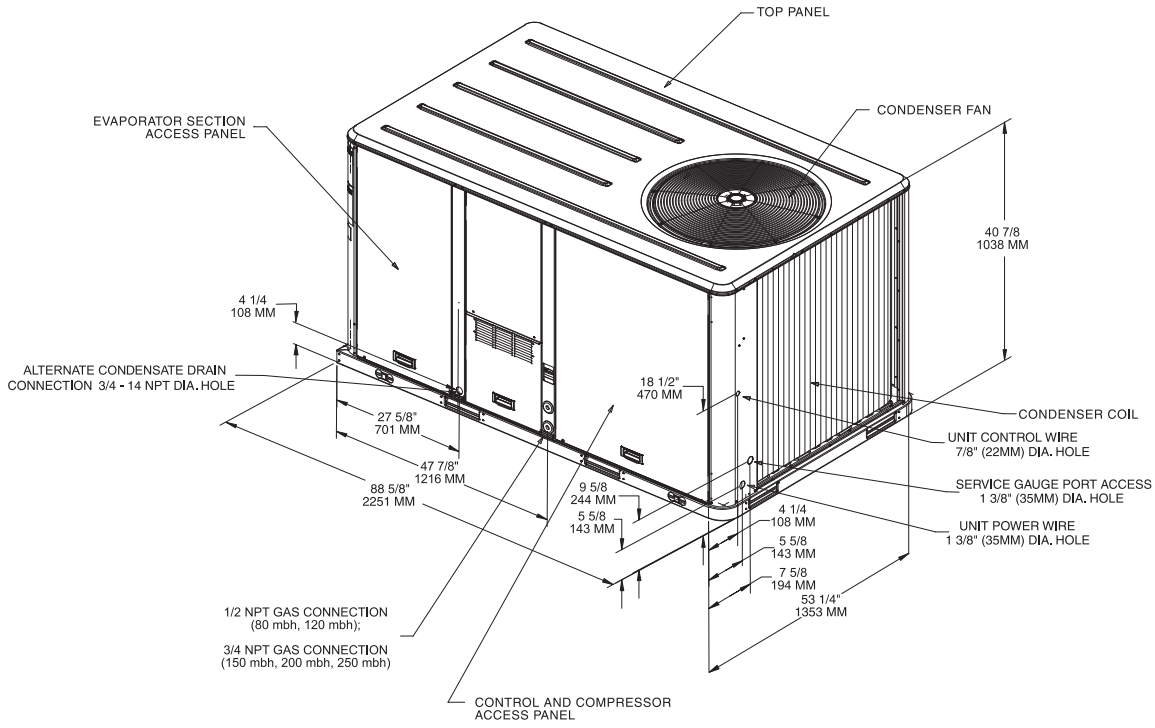
P13 PERSPECTIVE FROM SOUTHEAST  
LOBBY RENOVATION - PHASE 3 ENVELOPE

SCALE:  
06/18/2021



**Figure 6. 6, 7½ (single) ton standard efficiency, 4-5 ton high efficiency**

Note: All dimensions are in inches/millimeters.



**Figure 7. 6, 7½ (single) ton standard efficiency, 4-5 ton high efficiency - roof curb**

Note: All dimensions are in inches/millimeters.

