

## Setting Up a Kanopy Account

**Note:** while we are trialing Kanopy, you must create your account in a browser at [cityofportsmouth.kanopy.com](http://cityofportsmouth.kanopy.com) before logging into the app on any device.

1. Go to [cityofportsmouth.kanopy.com](http://cityofportsmouth.kanopy.com) on a computer or mobile device.
2. Click **LOG IN TO CITYOFPORTSMOUTH** **Note:** you might have to scroll down a bit.
3. Enter your library card number and click Continue.
4. From the Kanopy homepage, click Sign Up in the upper right corner. Enter your name, email address, and create a password.
5. Welcome to Kanopy, where you can borrow and stream **four titles per calendar month**. Each checkout lasts **72 hours**.

### Log In to Portsmouth Public Library - (NH)

LIBRARY CARD NUMBER:

24518000...

CONTINUE

First Name

Last Name

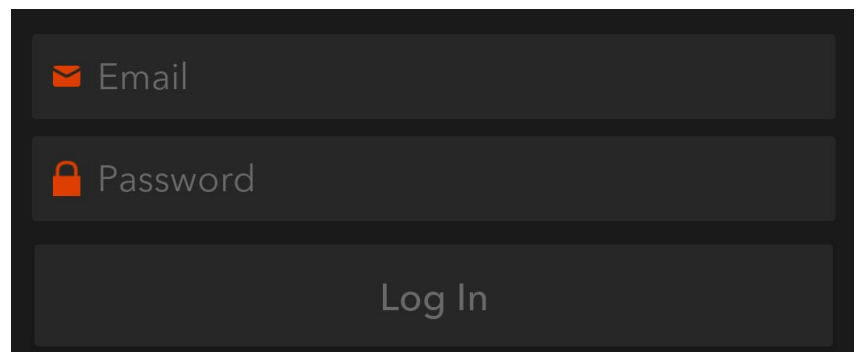
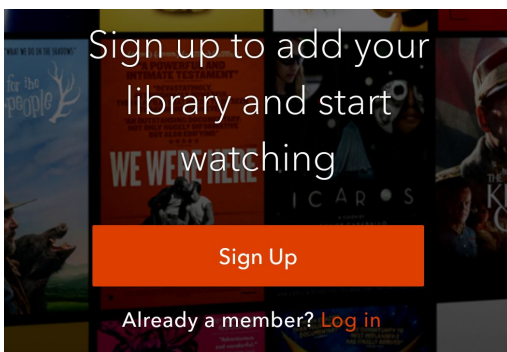
Email Address

Password

SIGN UP

## Kanopy App on Your Phone or Tablet

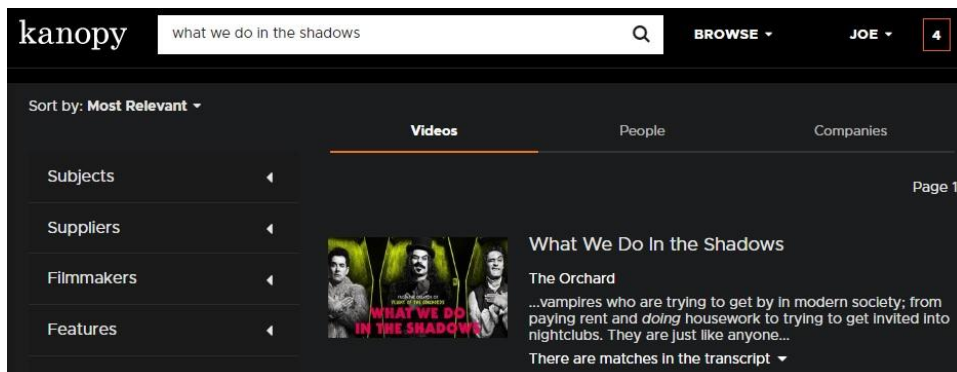
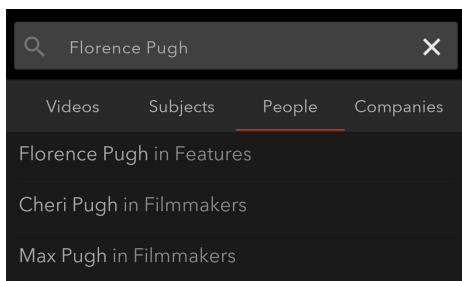
1. Download the Kanopy app from the [Apple App Store](#), the [Google Play Store](#), or the [Amazon App Store](#).
2. Open the app and swipe right twice to get to the login screen. Tap **Log In** and enter your email and password.




# Browsing, Borrowing & Watching


Browsing, borrowing and watching are very similar in the app and on a browser.

1. To search for specific titles, subjects, people or companies (like The Great Courses), tap the magnifying glass in the top right corner of the app, or type directly in the search bar on a browser.



2. To browse through available titles, scroll through Kanopy's default collections, such as Trending Now, Newly Added, Pioneering Black Filmmakers, Oscar Winners and Nominees, Immigration in the 21st Century, and so many more!
  - In the app, tap  and scroll through the various browsable subjects
  - On a browser, hover your mouse over **Browse** to see various subjects. Hover over these to see further breakdowns by subject.
3. When you find a title you would like to watch, tap or click on the cover image. You can read a synopsis of the title, add it to a watchlist for future reference, or simply tap or click the play button to watch right in the app or on your browser.

## Kanopy on your TV

- With a **Chromecast**, simply cast the film from your phone, tablet or Chrome browser by tapping or clicking 
- You can also add the Kanopy channel to your **Roku**, or the app to your **Apple TV** or newer **smart TV**. The first time you watch a film, you will be prompted to link your Kanopy account. Follow the on-screen prompts to sign into and link your account. **Note:** You will need a computer or mobile device to do this.
- If you don't have a smart TV or casting device, you can also use an **HDMI cable** to connect your computer to your TV.

**Help!** • Visit [cityofportsmouth.com/library/kanopy](http://cityofportsmouth.com/library/kanopy) for more info  
• Get help from Kanopy at [help.kanopy.com](http://help.kanopy.com)

cityofportsmouth.com/library  
175 Parrott Avenue  
Portsmouth, NH 03801  
(603) 427-1540

PORTSMOUTH  
PUBLIC  
LIBRARY