

CITY OF PORTSMOUTH COMPREHENSIVE RECREATION NEEDS STUDY

FINAL REPORT

MARCH 31, 2010

Prepared By:

tat | the architectural team



Copley Wolff Design Group
Landscape Architects & Planners

Comprehensive Recreation Needs Study Final Report

Table of Contents

- I. Executive Summary
- II. Scope of Consultant Services
- III. Fields
 - A. Existing Conditions / Needs Assessment
 - B. Field Recommendations Presentation (December 16, 2009)
- IV. Facilities
 - A. Existing Conditions
 - B. Needs Assessment
 - C. Facility Recommendations
 - 1. Portsmouth Indoor Pool – Natatorium Facility Evaluation
 - a. Existing Condition Evaluation
 - b. Aquatic Program Future Vision
 - 2. Long Term Recreation Facility Planning
- V. Appendices of Collected Data
 - A. List of Existing Conditions Documents / Data Received
 - B. City of Portsmouth / Comprehensive Recreation Needs Study Consultant Agreement
 - C. Public Input Session Notes
 - D. City of Portsmouth Stakeholder Meeting Notes
 - E. Field User Group Questionnaires / Stakeholder Interview Attendance Sheets
 - F. Web Comments
 - G. Synthetic Turf Data
 - H. Public Input - Consultant Team Stakeholder Notes

Executive Summary

In April of 2009 the City of Portsmouth Recreation Board, at the request of the City Council, completed the process of selecting a consultant team to conduct a Comprehensive Recreation Needs Study for the City of Portsmouth recreation fields and facilities. In early May of 2009 a consultant team lead by The Architectural Team, Inc. and including Barker Rinker Seacat Architecture, the Copley Wolff Design Group, Ballard*King & Associates and Water Technology, Inc. began the research, communication and community engagement required to meet the goals and objectives of the City Council, Recreation Board, and residents of Portsmouth. Work on the project included an overview of the existing recreation field and facility conditions, uses, programming, maintenance, operation and supervision, interaction with the community in a series of community meetings, stakeholder interviews and focus group sessions and assessment of the city's needs, including recommendations for next steps. The following report is the final step in completing the Comprehensive Recreation Needs Study. The report summarizes the findings of the Consultant Team, documents the data collected, and presents the assessment of need and recommended next steps for the City of Portsmouth to meet that need.

As indicated by the name of the study, at the most basic level, this is a report on the assessed need for recreation fields and facilities within the City of Portsmouth. Based on current usage, local and national trends, a reasonable assumption of steady growth in recreation program participation levels, and extensive public input, it is clear that there is a great need, and expectation, for continued economic and programmatic support of all types of youth and adult, passive, organized and competitive recreation. The community's expectation of continued investment in recreation is based in part on the current high level of recreation participation as well as a continued desire for Portsmouth to serve as the regional hub for recreation, business, culture, and tourism. The City of Portsmouth supports a community significantly larger than just those residents living within the boundaries of the City, and represents a regional center for recreation and entertainment for all ages and groups.

With this responsibility for providing extensive recreation fields and facilities comes a significant burden of cost. The City of Portsmouth has annually struggled with determining the best method for prioritizing recreation costs against the cost for public safety, education, public works, and similar required services and municipal obligations. With tightening budgets in recent years, the challenge of funding recreational services, maintenance and operations costs, and funding long term capital improvements has become greater and greater. However, in numerous public input sessions, web comments, editorials to the newspaper and stakeholder interviews it has been expressed to the Consultant Team that recreation, healthy lifestyles, community wellness and comprehensive recreational programming are high priorities, and one of the things that make Portsmouth a livable and socially connected city. Therefore, it is incumbent upon the City leadership to determine the best method of continuing to invest in recreation, through the use of limited municipal dollars, as well as through creative public / private partnerships, engagement with local and regional providers, and intelligent investment in sustainable facilities and materials to reduce the long term subsidy per recreational user while still providing an ever increasing quality of recreational experience.

The City of Portsmouth has demonstrated success in developing creative partnerships, as evidenced by the cooperation, coordination and integration of the Recreation Department and the School Athletics program. Similar cooperative efforts must be explored to create further efficiencies while maintaining all of the recreation programs the City currently offers.

Two of the main challenges facing the City of Portsmouth, in its effort to maintain current programming, are the nature of the existing facilities and the limited availability of developable land within the city limits. The existing facilities are buildings which were not designed for recreational use; they are all past their intended usable life span and absent major renovation or reconstruction, will not be able to meet the growing need for safe and engaging youth and adult indoor recreation space. Compounding this issue is the limited stock of developable land for a consolidated, purpose built youth and adult recreation and aquatics center. Similarly, the limited supply of athletic fields is a direct result of the limited supply of flat, dry land for redevelopment into a multi-field sports complex equivalent to those competition complexes available in other regional cities and towns. While there are a few opportunities for single component recreation facilities, or one time field development, the only method of reducing the annual expenditure on recreation, without a significant reduction in programming, is consolidation for efficiency.

The City of Portsmouth currently operates four different facilities, all of which are programmatically outdated, in need of significant capital improvement, suffering from deferred maintenance of systems, and require individuals to travel from one facility to another to participate in all of the types of indoor recreational programming expected by contemporary standards. Even the Spinnaker Point facility, which is in the best physical condition and most purpose built, is limited in its capacity to serve the community based on the restriction to adult usage only. In the long term, all of these facilities should be consolidated in a modestly sized, comprehensive recreation and aquatic facility which meets current codes, standards and family needs for comprehensive, multi-generational recreation, fitness, play and entertainment. While it seems difficult to discuss the construction of a new facility at a time when maintaining existing facilities is a challenge, the overwhelming data shows that an appropriately programmed, sized and operated facility can be sustained with far less subsidy per user, on a local and regional basis, than is currently being spent to maintain and operate the current facilities.

Similarly, while the capital investment is not insignificant, the operational and community benefits to acquiring the land necessary for development of a multi-use field complex are sustainable. All of the large parcels reviewed as part of this project include recreational opportunities as well as conservation and adaptive reuse opportunities which would benefit the entire community in both the short and long term. And while it may take some time to complete the development of a new field complex, it will take much less time, and investment, to convert current sod fields to synthetic turf and add artificial lighting, which could affectively add 50% more usage time to the currently available supply of fields, with a reduced costs for maintenance and upkeep on an annual basis.

In summary, there is a substantial demand for all types of recreational activities in the City of Portsmouth, and all types of recreation require short and long term investment, either directly or through creative partnering and enhanced community engagement. The following report represents the first step in establishing reasonable goals for redevelopment of existing assets, planning for investment in time and money toward the creation of replacement assets, and development of a long term strategy for providing a high level of recreational experience for all of the residents of the city and the region with an acceptable subsidy level, as part of a balance budget, in an ever challenging economic climate.

The Consultant Team has enjoyed the dialogue with the City of Portsmouth staff and residents, and looks forward to a vigorous discussion of the information provided in this report.

Scope of Consultant Services

The following section of the report is intended to provide a basic overview of the scope of services being provided by the Consultant Team. It is important that a community understand the intended goals, objectives and tasks undertaken by a consultant, as well as those tasks which are not included in the scope, in order to establish appropriate expectations relative to outcomes and final products.

Following is a summary of the consultant tasks provided as part of the Contract for Services between the City of Portsmouth and the Consultant Team. While every individual task is not necessarily noted, and some tasks evolved based on current events and community input, the general scope of the project remained consistent with the following summary:

Existing Conditions Scope of Services

- Existing Documentation Transfer - City of Portsmouth to provide, to the Consultant Team, all available information on programming at the existing facilities.
- Existing Facility Program & Physical Needs Assessment. Walk through of all existing facilities, including three (3) Recreation Centers, one (1) indoor pool, one (1) outdoor pool, and eleven (11) recreation field sites, looking at existing program usage and space allocations.
- Staffing & Program Review - Review of existing staffing levels, program schedules, enrollment, participation, and service inventory.
- Conduct first round of focus group sessions, stakeholder interviews, staff & management interviews and meetings. Dialogues focused on existing conditions, current perceptions, expectations and behaviors.

Public Input Scope of Services

- Plan, Organize & Coordinate with the City of Portsmouth three (3) Community Meetings, five (5) stakeholder interviews, and five (5) focus group sessions.
- Community Meeting #1: Open Dialogue about City of Portsmouth Recreation Facilities.
- Community Meeting #2: Outdoor Facilities Dialogue. Discuss fields, outdoor spaces & programs.
- Community Meeting #3: Indoor Facilities Dialogue. Discuss youth, adult & aquatic programming goals, priorities and opportunities.
- Five (5) stakeholder interviews, and five (5) focus group sessions. Focus of stakeholder interviews and focus group sessions will be determined based on information received in the first Community Meeting and staff review sessions.
- Public Input Process De-Scoping Session. Discussion of lessons learned, information gathered, general assessment of community meetings, stakeholder interviews, focus group sessions & general community input.

Needs Assessment / Recommendations

- Needs Assessment / Recommendations Development. Collate, evaluate, and analyze all information gathered during previous phases. Provide assessment and recommendations of physical needs for fields and facilities. Assessment will include recommended next steps including first and second priority action items for both areas.
- Presentation of Needs Assessment Report.

Next Steps / Conceptual Design Phase Proposal

- Assessment of Services by Design Team, Discussion of Next Steps, Review of Potential Scope of Services to allow for Proposal for Phase II Scope of Work.

Following are some additional notes regarding individual components of the Consultant Scope which are relevant to understanding the process and intended goals:

- The focus of the consultant scope, and this report, is specifically related to fields and facilities. This is not to suggest that passive recreation is not important, or a high priority for the City of Portsmouth and the community. The Consultant Team received extensive input relative to passive recreation needs as part of the community meetings and web comments submitted throughout the project. Further, given the tremendous opportunities for biking, hiking, paddling, and similar activities in the City of Portsmouth and Seacoast region, it would be inappropriate not to focus attention and some resources toward assuring continued support of these types of recreation. To this end, the Consultant Team coordinated their research and efforts with the Public Undeveloped Lands Assessment project, and made every effort to provide connections and enhanced opportunities for passive recreation as part of their investigations and recommendations.
- The Existing Conditions scope of service was specifically reduced, by the City of Portsmouth, based on a determination that the resources of the Consultant Team were better spent on future opportunities and recommendations, rather than existing facility studies. The City of Portsmouth indicated that there was sufficient capacity and resources within the City staff, to assess the existing facility conditions and capital improvement needs. Therefore, limited time spent and no intensive investigation was conducted by the Consultant Team, relative to facility equipment, systems, code compliance, capital needs or maintenance and replacement engineering. The scope of the Consultant Team did not include any engineering studies or estimating relative to capital improvements or maintenance requirements.
- As part of the Fields portion of the study, it was ultimately determined that “Yield Studies” would be provided as part of the process of assessing opportunities represented by different pieces of property, relative to development of new recreation fields. While not originally envisioned as part of the scope of this project, it was determined that this was the best method of illustrating the opportunities for multi-use, multi-field complexes and the limited capacity for field development on City of Portsmouth owned land. It is critical to note that these “Yield Studies” are very preliminary, and are not engineered layouts, designs, or construction documents. The intent is to demonstrate relative sizes and orientation of fields on a piece of property. Grading, drainage, environmental conditions, hazardous materials, access, utility provisions and similar details were not completed as part of the yield studies included with this report. All of these issues, as well as zoning and permitting analysis and accurate site surveys will be required as part of the development planning phase of any proposed new field complex.
- The City of Portsmouth determined, on behalf of the Consultant Team, which parcels of land would be examined for development of fields and facilities. Public and private parcels were reviewed by the City of Portsmouth staff for cost, acquisition, accessibility and similar issues and a summary of the City’s findings were provided to the Consultant Team, along with preferred and recommended parcels for development of fields and facilities. The Consultant Team did not participate in any conversations with private property owners relative to land acquisition or reuse for recreation fields or facilities purposes.
- One of the challenges in the City of Portsmouth is the limited opportunity for large scale outdoor athletic complex development with multiple fields and a comprehensive indoor recreation and aquatic facility due to the scarcity of developable land. The Consultant Team’s scope involved determination of the need for recreation services and recommendations of quantities and sizes of facilities to meet both the current and future needs expressed by the community. The scope does not include design of specific fields and facilities on specific parcels of land which are able to contain those opportunities, as well as the required parking,

access and accessory needs. The next stage in the process of recreation field and facility development will necessarily include selection and acquisition of appropriately sized and located parcels for development of these components.

- While the Consultant Team has recommended that the City of Portsmouth investigate both Public and Private partnerships as an opportunity to leverage the community’s resources, the Consultant Team scope does not include initiation, generation or discussion with any entity, business or organization related to potential partnership with the City of Portsmouth on recreation field or facility planning or development. The City of Portsmouth is responsible for determining the partnership types and opportunities most appropriate for the community and the residents.
- Given the limited scope and duration of the project, it was not possible to address all of the types of recreation needs expressed through the community input process. A significant number of comments and suggests were made relative to outdoor basketball courts, tennis courts and the need for a tennis court complex for league play, the need for squash courts, the need for additional outdoor and indoor children’s playgrounds and activities, the need for outdoor marching band practice space, and similar recreation related topics. To the extent that this report is intended to address as many types of recreation activities as possible, it is necessary, in the interest of prioritization, that some aspects of this dialogue will have to be conducted as part of the next phase of recreation facility and field planning and development.
- Following is a list of Recreational and Athletic Facilities and Fields, provided by the City of Portsmouth, to the Consultant Team, as part of the Professional Services Agreement, representing the scope of existing condition and assessment services required.

Portsmouth High School Gym
 Sherburne School Gym
 Dondero School Gym
 Little Harbour Gym
 Connie Bean Recreation Center
 Spinnaker Point Recreation Center*
 Lafayette School Ball Field
 Pannaway Field
 Alumni Ball Field
 Plains Fall Field
 Leary Ball Field
 Portsmouth High School Athletic Fields
 Sherburne School Field
 Little Harbor Feild

New Franklin Elementary Gym
 Wentworth School Gym
 Portsmouth Middle School Gym
 Portsmouth Indoor Pool
 Greenleaf Recreation Center
 South Playground Tennis Courts
 Maple Haven Field
 Clough Field
 Pease Ball Field
 Hislop Park Ball Field
 Central Little League Ball Field
 New Franklin Elementary Field and Courts
 Dondero School Field

Fields Scope

The first major component of the Comprehensive Recreation Needs Study was related to outdoor Organized Recreation Field Uses, including youth and adult casual and competitive league football, baseball, little league, softball, soccer, lacrosse, and similar team organized sports programs. In addition, some assessment of hard court outdoor programming was completed, including basketball and tennis courts. The scope of this portion of the study included:

- 1) A limited review of the existing conditions of the existing outdoor fields, including:

Lafayette School Ball Field	Maple Haven Field
Pannaway Field	Clough Field
Alumni Ball Field	Pease Ball Field
Plains Fall Field	Hislop Park Ball Field
Leary Ball Field	Central Little League Ball Field
Portsmouth High School Athletic Fields	New Franklin Elementary Field and Courts
Sherburne School Field	Dondero School Field
Little Harbor Feild	South Playground Tennis Courts
- 2) A process of public input, including:
 - Public Community Input Session on June 16, 2009
 - Public Community Input Session on December 16, 2009
 - Stakeholder Interviews (June 2009, September 2009)
 - Web Comments to the City Website
- 3) Development of a Needs Assessment
- 4) Recommendations for Improvements to Existing Fields and Development of a new Multi-Field complex at one or more of a number of Studied Sites.

Fields – Existing Conditions / Needs Assessment

The Consultant Team was able to quickly establish four pieces of information at the outset of the project: 1) the majority of existing sod fields throughout the City of Portsmouth are overused, in need of rest, drainage work, and capital improvements in the form of fencing, restrooms, parking and bleachers, 2) many of the City's fields could greatly benefit from conversion to synthetic turf and the addition of artificial lighting, 3) there is a great need for additional field stock, preferably at a single multi-field complex, and 4) that the limited availability of large sized parcels of land flat and dry enough for redevelopment into recreation fields was going to be the significant challenge to expanding the City of Portsmouth's field supply.

Documentation and anecdotal evidence indicating the shortage of competition and practice fields was provided immediately by the City of Portsmouth Recreation Department in the form of field usage studies and maintenance records, as well as during the first Public Input Meeting and early web comments where people spoke and wrote of the need to travel to surrounding communities for competitions and practice fields. Similarly, the site visits provided immediate evidence of overuse of the fields in the form of dead grass, mud strips and "burnt" areas at the middle of fields and ponding of water at depressed areas where overuse has beaten down the sod and underlying substrate.

The staff of the Recreation Department, the School Maintenance Staffs, the Little Leagues and all of the community members engaged in maintaining the fields have made a valiant effort at keeping the fields in playable condition. However, at this time there are too few fields and too many users to allow the fields to rest between uses, after rains and in the early spring and late fall seasons when they are most susceptible to damage (which inevitably results in poorer growth and sod strength throughout the year, and ultimately to greater damage during regular season usage). Further, numerous leagues and groups are currently limiting their league size due to lack of access to fields even under these heavy usage schedules.

Following is a summary of the Existing Condition and Needs Assessment Data Collected:

Field Demand Summary

- Peak Demand Season: Spring and Fall
- Peak Demand Days & Times: Weekday Late Afternoons & Early Evenings. Saturdays.
- Only 4 of the 9 game quality diamonds are lit and only 4 can accommodate Adult Leagues.
- Only 7 of the 17 total fields are lit. 5 of the lit fields are at Portsmouth High School.
- Many organizations have to limit the size of their program due to the lack of fields.
- Many organizations are heavily utilizing fields in Newington and Greenland.
- Most fields are serving as Multi-use, being heavily overused, and have no recovery time.
- Portsmouth Middle and Elementary schools are under served by the existing fields.
- Tournament play is limited due to the lack of field time and the lack of a multi-field complex.
- Amenities are limited:
 - Lack of restrooms at most fields
 - A lack of parking at fields
 - Safety issues with fields being too close to major roads

Current City of Portsmouth Fields

Field	Existing Lights	Artificial Turf	Maintenance / Upgrade Required
Leary	Y	N	Y
Alumni	Y	N	To Be Relocated
Central	N	N	Y
Hislop	N	N	Y
Plains	N	N	Y
Maple Haven	N	N	Y
Clough	N	N	Y
Lafayette	N	N	Y
Sherburne	N	N	Y
Pease	Y	N	N
Dondero	N	N	Y
New Franklin	N	N	Y
PHS Football	Y	N*	*To Be Turfed
PHS Field Hockey	Y	N	Y
PHS Soccer	Y	N	Y
PHS Softball	Y	N	Y
PHS Baseball	Y	N	N

Information gathered in part from the 2007 City of Portsmouth Ball field Condition/Use Report

Total Available Fields Summary (City of Portsmouth)

Sport	Fields
Football	1
Multi-Use Rectangular (Soccer, Lacrosse, Field Hockey, Other)	2
Softball (H.S./Adult)	2
Baseball (H.S./Adult)	2
Softball (Youth)	2
Baseball (Youth)	3
Practice/ Multipurpose	5
Total	17

Portsmouth Athletic User Group Summary

August of 2009

User Group	Sport	B	C	A	Season	Current Size	Potential Growth	Portsmouth Fields Used	# Fields	Other Fields
Portsmouth Little League	Youth Baseball	X			4/20-6/20 8/20-10/31	19 teams 230 players	20-22 teams 250 players	Plains, Hislop, Central, Lafayette, New Franklin	Game- 3 Practice-2	Greenland Newington Pickering
Portsmouth Girls Softball	Fast Pitch Softball		X		March-August	3 teams 39 players	4 teams 52 players	Sherburne Pease	2	N/A
Portsmouth Women's Softball	Slow Pitch Softball		X	X	May 13-August 26	4 teams 63 players	4-5 teams 70-80 players	Alumni Sherburne	2	Greenland
Portsmouth Men's Softball	Softball			X	May1-Aug 31 Tournaments	6 teams 100 players	6 teams 100 players	Alumni	1	N/A
Portsmouth City Soccer Club	Soccer	X			Mid-August End-October	13 teams 180 players	14 teams 175-200 players	Clough, Dondero, Lafayette, Maple Haven, New Franklin, Leary, HS	7	Newington Greenland
Portsmouth Co-ed Softball	Softball Soccer			X	Late-April Early-Aug	12 teams 240 players	12-14 teams 280 players	HS, Alumni, Clough	3	N/A
Seacoast Lacrosse	Lacrosse	X			End March Mid June			Dondero	1	Newington Greenland, Rye
Tenants Assoc at Pease	Softball		X	X	May through August	4 teams 80-100 players	8 teams 200 players	Pease -Martins Point	1	N/A
NH Sports & Social Club Seacoast Div.	Kickball Flag Football Softball			X	April-October (outdoor sports)	500 players	1000 players	Clough, New Franklin	2	New Castle, NH

Organizations Providing Information Factored into Needs Assessment:

- Portsmouth Youth Football – 220-260 players using Alumni Field, Portsmouth High School and Greenland fields.
- Portsmouth School District teams
- Other organizations such as AAU.

Comparative Field Quantity Data for Seacoast Communities

David – I can't find the chart you referenced in your notes – please forward to me.

NEEDS ASSESSMENT:

Current usage and reasonable projected growth of demand based on national trends indicates a minimum need for between three (3) and four (4) Medium (300' x 180') or Large (360' x 180') Rectangular, Multi-Use Fields with synthetic turf surfaces and full artificial lighting and between two (2) and three (3) Adult Softball Fields. These numbers assume no action is taken on adding lights at existing fields, or replacing sod with synthetic turf at existing fields. The number of required fields would be reduced by 1 to 2 fields based on improving existing fields and establishing a regular cycle of use and rest for each sod field.

Fields – Recommendations

The Consultant Team gave a public presentation of the “Fields Needs & Recommendations” portion of this report on December 16, 2009. The presentation was made to the Recreation Board, and the public was invited to attend, participate, comment and ask questions during that presentation. Following is the outline of information presented:

Presentation Outline for December 16th

1) Introductions (Carl Deimer)

- a) Evening Goal – Present needs findings for Fields and draft recommendations, receive feedback
- b) Briefly discuss Indoor facilities and next steps for study
- c) Implementation preview - Capital improvement plan?
- d) Recreation Trust – Annual Capital contributions, proceeds from eminent domain damages, etc.

2) TAT Review of Process to Date

- a) Overview of previous public meeting, site visits, interviews, conversations with City.
- b) Coordination with PULA study
- c) Scope of this study does not include biking trails, walking trails, and similar passive recreation.

3) Presentation of “Needs” Data

- a) Review of chart indicating numbers of fields used and demand of new fields
- b) Establish understanding of need for new fields & relationship between added lights and turf at existing fields and reduction of need for new fields.
- c) Provide specific # for each type of field

4) Presentation of “Base” Recommendations

- a) Replacing sod with synthetic turf
- b) Improve practice fields to take pressure off regulation/competition fields
- c) Discussion of “Issues” with turf and how they have been addressed
- d) Address utility of Field Complexes
- e) Adding lights at fields

5) Recommendations

- a) City-Owned Property
 - 1) Portsmouth High School Football Field
 - 2) Wentworth School (Middle School Replacement Requirement)
 - 3) Stump Dump (With land acquisition, a regulation softball field with lights)
 - 4) Dondero School (Current practice field to regulation field, with no lights).
 - 5) High School Athletic Field Complex - Multi-Purpose Field resurfacing with Turf
 - 6) Little Harbor mMlti-use space
 - 7) Doble Army Reserve Center
- b) New Field Development Opportunities:
 - 1) Jones Avenue Site (City-owned)
 - 2) Peverly Hill Road / Route 33 property
 - 3) Pease parcel
- c) Partnerships with Contiguous Communities

6) Open Floor Discussion / Comments / Questions

Following is the Slide Show Presentation used as the basis for the dialogue on December 16, 2009. The dialogue included information on:

- 1) Field Usage / Capacity Needs
- 2) Recommended baseline capital improvements that should be made, including added lighting, replacement of sod with synthetic turf, added lighting at selected fields, improvement of practice fields to reduce usage of competition fields, improved drainage opportunities
- 3) Field Improvements Related to the Middle School Addition, including synthetic turf at the High School Football Field and Development of a Field at the Wentworth School Site
- 4) New Athletic Field Complex Development Opportunities

As part of the slide show presentation, several important topics were addressed (the following information was presented verbally as part of the slide presentation):

The Benefits of Synthetic Turf Compared to Sod *(Refer to Appendix G of this Report for Supporting Data)*

- No need for the use of pesticides, resulting in environmental and cost benefits
- No need for irrigation, resulting in reduced cost for water
- No mowing on a weekly basis, resulting in a reduction of maintenance costs
- No fertilizers or chemicals required for maintenance, improving environmental health and reducing costs
- Synthetic turf can be specified to drain vertically so runoff drainage is not an issue
- Increased play time hours/scheduling – Synthetic Turf can be played on during all seasons. Fields do not need to ‘recover’ like natural turf fields do.
- Cost – initial costs for base prep are equal to natural turf, while materials costs are slightly higher. Cost savings for using synthetic turf are seen when comparing maintenance costs to that of a natural turf field. *(Refer to Cost Analysis Chart in Appendix Section “G”)*
- Some materials used in the manufacture of synthetic turf are recycled, including rubber tires, making it a more sustainable product and better for the environment.

A significant number of concerns have been raised regarding the use synthetic turf, specifically related to lead, material temperature and sports injuries.

- Synthetic turf and its heat levels on hot summer days may be of concern depending on level of use at the hottest times of the day. *(Refer to Reference Documents Provided In Appendix Section “G”)*
- Numerous studies have been published on the various safety issues/public concerns related to synthetic turf. Many have been skeptical of whether or not synthetic turf is harmful to children. The CPSC has documented that lead levels are not of concern. *(Refer to Reference Documents Provided In Appendix Section “G”)*
- Studies have also been done on sports related injuries and whether or not there is a relation to synthetic turf. No significant relationship has been found between the newer synthetic turf products and increases in sports injuries. *(Refer to Reference Documents Provided In Appendix Section “G”)*

Opportunities for Artificial Lighting

- Adding lighting to an existing field can increase play time. This is especially true since peak play times are usually late afternoons and evenings.
- The resiliency of synthetic turf can greatly increase overall usage and resolve scheduling conflicts when combined with lighting.
- Grouping fields together, as recommended in the attached presentation, will allow for better efficiency of lighting.

Recommended Opportunities for Field Improvement / Development

Existing Locations

The following existing field sites can accommodate increased usage without adverse field condition impacts based on the following recommendations:

Portsmouth High School Site

- The football field (the area inside of the track) has been approved for resurfacing with synthetic turf as part of the middle school project.
- The adjacent Multi-Use Fields (Soccer / Lacrosse) should be scheduled for resurfacing with synthetic turf as soon as capital is available for this work.

Former Wentworth Site

- The Wentworth Site is proposed as an Adult Softball Field, with appropriate parking, lighting, fencing, seating and similar amenities as part of the Middle School Field Replacement scope. It is understood by the Consultant Team that the replacement field will be completed and usable prior to loss of the existing field due to Middle School construction.

New Fields

The following sites were reviewed for new field development. The slides indicate the size, configuration and number of fields determined as part of the yield study. A full survey and engineering study will be required to confirm the preliminary layouts and configurations.

Stump Dump (Alternate Middle School Replacement)

- Proposed as an Adult Softball Field with Artificial Lighting
- Pros:
- Site allows for optimal softball orientation.
 - If the adjacent parcel is acquired, this site may present a good opportunity to create a sports complex, with the existing softball field to the east of this site.
- Cons:
- This is a small space with some difficult topography.
 - Vehicular access may be difficult off of route 33(?)

Jones Avenue Site

- Two (2) Proposed Large Multi-Use Fields with Lighting (360'x180')
- One (1) Proposed Medium Multi-Use Fields with Lighting (300'x180')
- Parking will be handled on the school property. The exact location and access configuration for this parking would be determined as part of the engineering study and site survey.
- A new trail from the school property will lead students to the fields through the woodland. This trail may have to cross wetlands and will need to be wide enough to accommodate a small vehicle. The vehicle will be

needed to carry sports equipment to and from the school facility. Any new trail system should be well lit to ensure safety.

- An existing trail that wraps around the baseball field can be improved through the addition of lighting, paving, and selective removal and addition of vegetation.
- The existing access road off of Jones Ave. will only be used for emergency vehicles. Improvements may need to be made to accommodate authorized vehicles.
- The yield study design is intended to avoid the capped ash landfill. Disturbing this zone is prohibited.

Pros:

- The location is adjacent to the existing high school, adding to the campus and creating a sports complex at a central location
- This project converts a contaminated site into a recreational hub for the public and high school.

Cons:

- The site includes difficult topography that may require retaining walls for fields to be located as shown
- Woodland clearing will be required
- Access from the High School campus is limited with no opportunity for direct vehicular access
- Parking for the fields may require reworking the tennis courts at the High School
- The fields are in close proximity to wetlands
- The proximity to the landfill location may lead to political and public safety concerns.

Peverly Hill Road / Route 33 Site (Option A)

- One (1) Proposed Large Multi-Use Fields with Lighting (360'x180')
- Three (3) Proposed Medium Multi-Use Fields with Lighting (300'x180')
- Percentage of total site developed for Field and Parking Use = 12%

Peverly Hill Road / Route 33 Site (Option B)

- Two (2) Proposed Large Multi-Use Fields with Lighting (360'x180')
- Three (3) Proposed Medium Multi-Use Fields with Lighting ((300'x180')
- Percentage of total site developed for Field and Parking Use = 17%

Pros:

- The Peverly Hill Road site presents a unique opportunity for athletic field development due to its location. The site is contiguous to the Nature Conservancy conservation parcel as well as the City's Great Bog. Adding this site (107 acres) would increase overall conservation land while providing the opportunity for more residents to enjoy it.
- This combination of parcels would create a recreation hub where people can park to access either the new fields or conservation land.
- Site access is proximate to Route 33.

Cons:

- The increase of traffic along Peverly Hill Road is a concern
- Site topography will ultimately require the implementation of retaining walls
- Some intrusion into the wetland buffer may be required to maximize the parcels usage.

Pease Site

- Two (2) Proposed Medium Multi-Use Fields with Lighting (300'x180')

Pros:

- The site is a relatively flat area.
- The site is proximate to a large group of potential adult users.

Cons:

- The site is relatively remote from the majority of school age programming and users.
- The site may require vehicular/pedestrian intrusion into the wetland buffer

Doble Army Reserve Site

In 2006, the City proposed a recreation reuse for this site. Specifically, a multi-use field was envisioned. Development of a field at this location, while benefiting the field shortage situation would create another stand-alone recreation facility. The City should revisit this proposed reuse in light of other multi-field complex opportunities mentioned in this report.

Following is the complete slide presentation from the December 16th Public Input Session.

City of Portsmouth
Comprehensive Recreation Needs Study

Recreation Fields
Public Input Presentation

December 16, 2009

AGENDA

RECREATION NEEDS STUDY PROGRESS UPDATE

MIDDLE SCHOOL / ALUMNI FIELD REPLACEMENT

RECREATION FIELDS PRELIMINARY RECOMMENDATIONS

QUESTIONS AND COMMENTS PERIOD

CLOSING AND NEXT STEPS

Recreation Needs Study Progress Update

Field Demand Conclusions (Summary)

- Peak Demand Season: Spring and Fall
- Peak Demand Days & Times: Weekday Late Afternoons & Early Evenings. Saturdays.
- Only 4 of the 9 game quality diamonds are lit and only 4 can accommodate Adult Leagues.
- Only 7 of the 17 total fields are lit. 5 of the lit fields are at Portsmouth High School.
- Many organizations have to limit the size of their program due to the lack of fields.
- Many organizations are heavily utilizing fields in Newington and Greenland.

Field Demand Conclusions (Summary)

(Continued)

- Most fields are serving as Multi-use, being heavily overused, and have no recovery time.
- Portsmouth Middle and Elementary schools are under served by the existing fields.
- Tournament play is limited due to the lack of field time and the lack of a multi-field complex.
- Amenities are limited:
 - Lack of restrooms at most fields
 - A lack of parking at fields
 - Safety issues with fields being too close to major roads

Recommended Field Development Based on Needs Assessment:

- 3 to 4 Rectangular Multi-Use, Artificial Turf, Lit Fields
- 2 to 3 Adult Softball Fields

Middle School / Alumni Field Replacement

Legend



Parcel Boundary



Proposed Parking Area



Synthetic Turf Multi-Use Fields



Wetland



100' Wetland



Proposed Field



Pedestrian Path (Existing)



Proposed Pedestrian (Proposed)



Existing Rail Road Tracks



Proposed Access Drive



Existing Access Drive



Restrooms

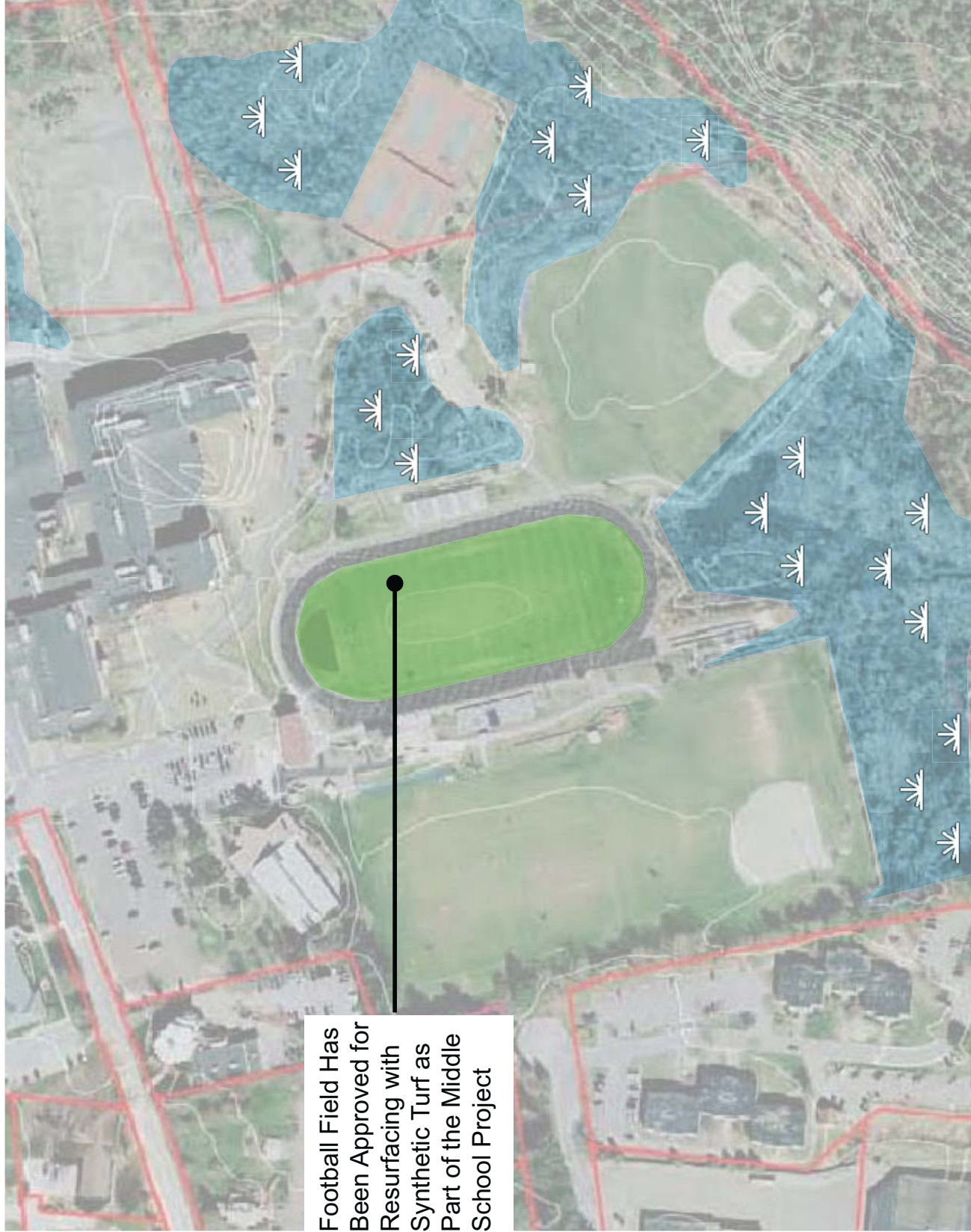
Former Wentworth School Site (Off of Woodbury Avenue) Site Context



Former Wentworth School Site (Off of Woodbury Avenue)



High School Site



Football Field Has Been Approved for Resurfacing with Synthetic Turf as Part of the Middle School Project

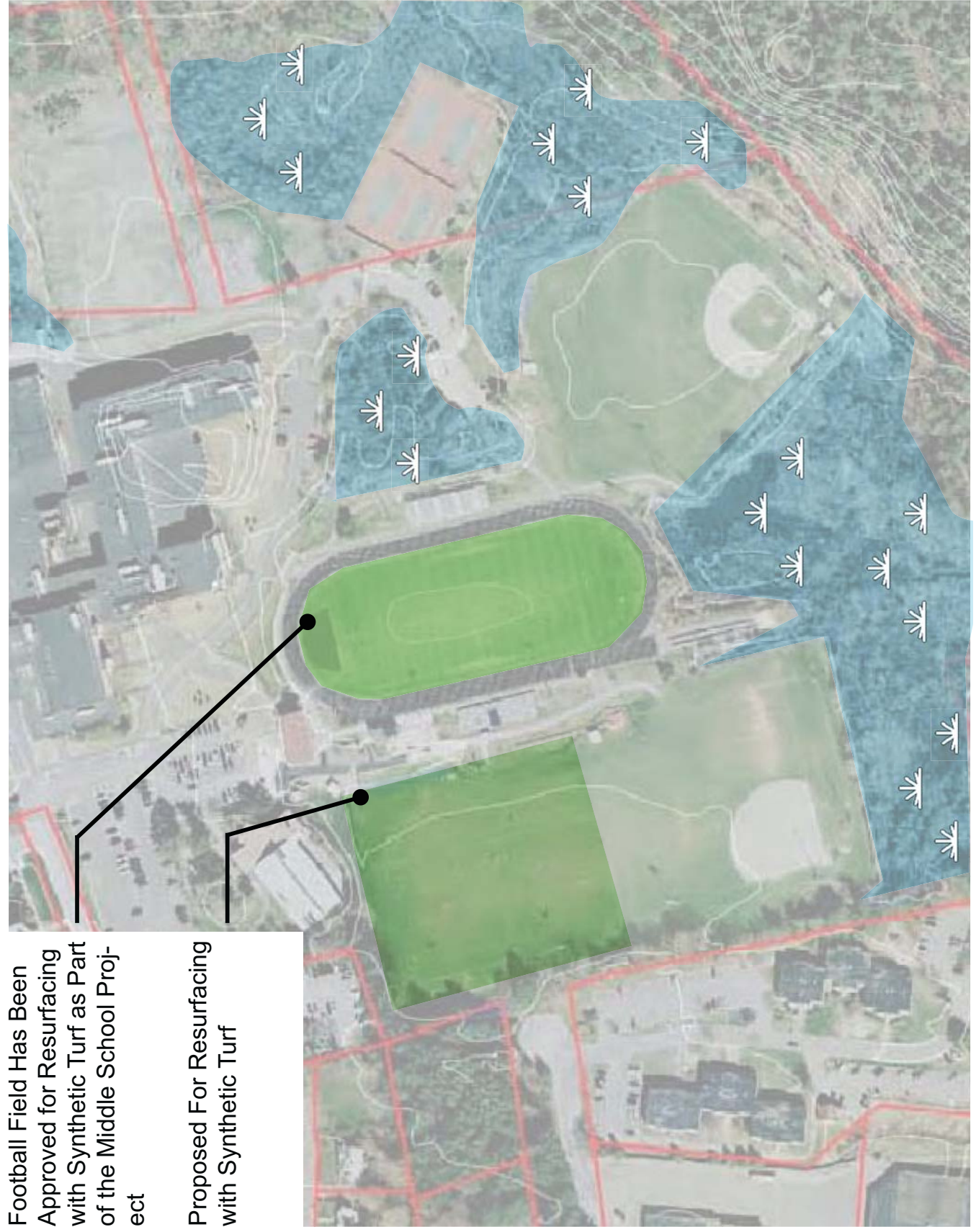
Preliminary Recommendations

1. **IMPROVING EXISTING FACILITIES FOR INCREASED USE AND PLAYABILITY**
DEVELOP A SCHEDULE OF CAPITAL IMPROVEMENTS
 - IRRIGATION & DRAINAGE**
 - RE-GRADING**
 - RE-SODDING**
 - RESTROOMS, FENCING, PARKING OPTIONS FOR EACH FIELD****EVALUATE INSTALLATION OF LIGHTS AT APPROPRIATE EXISTING FIELDS**
DEVELOP AND ADHERE TO A ROTATION FOR PRACTICE, GAME AND RECOVERY TIME
2. **REPLACE SOD WITH ARTIFICIAL TURF**
 - PORTSMOUTH HIGH SCHOOL FOOTBALL FIELD***
 - PORTSMOUTH HIGH SCHOOL MULTI-USE RECTANGULAR FIELDS**
 - CONSIDER TURF AT ALL NEW FIELD LOCATIONS**
3. **DEVELOP A MULTI-FIELD COMPLEX**

High School Site

Football Field Has Been Approved for Resurfacing with Synthetic Turf as Part of the Middle School Project

Proposed For Resurfacing with Synthetic Turf



Potential New Field Locations

- **STUMP DUMP SITE**
- **JONES AVENUE SITE**
- **PEVERLY HILL ROAD / ROUTE 33 SITE**
- **PEASE SITE**

Recommended Field Development Based on Needs Assessment:

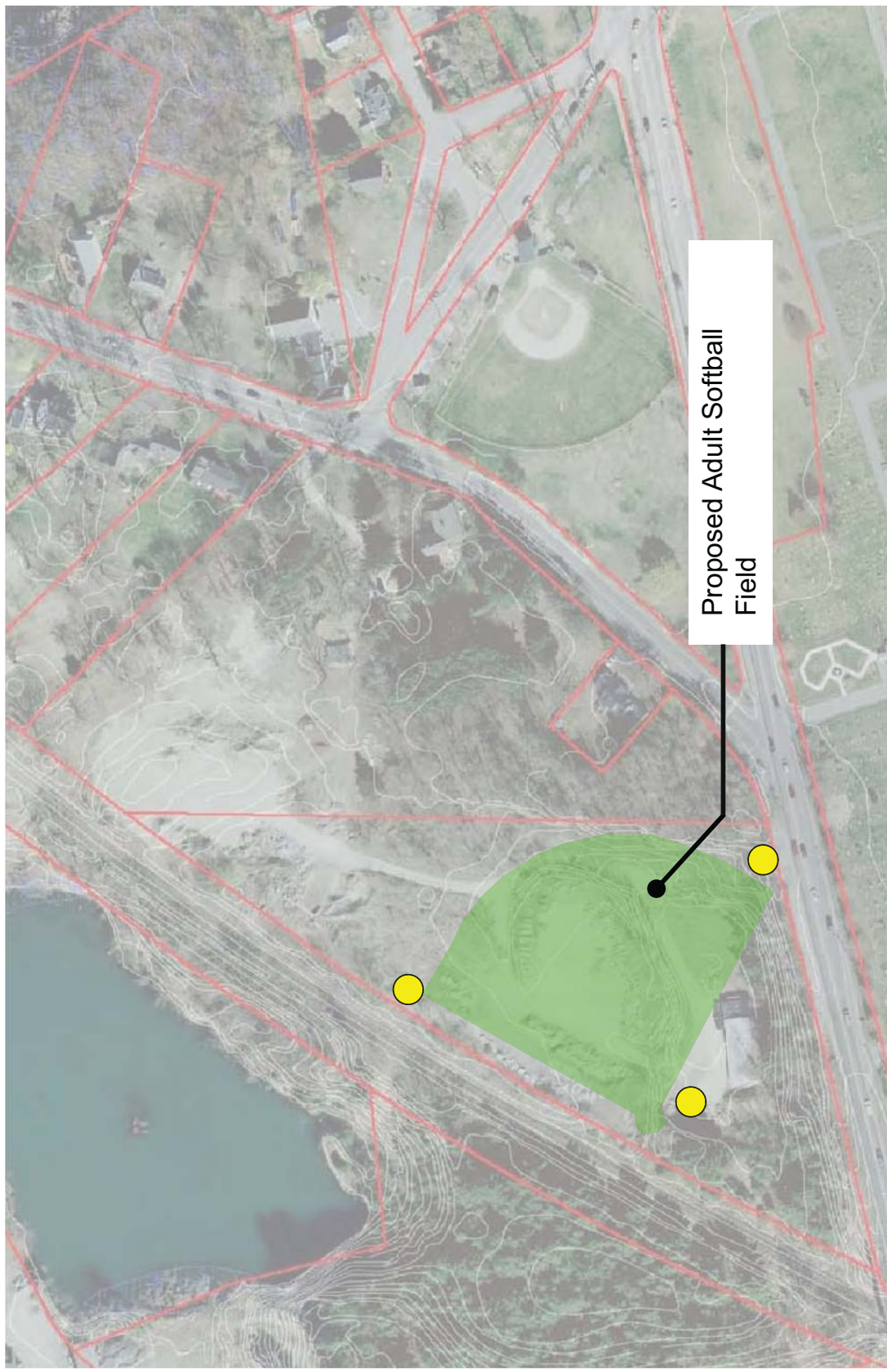
- 3 to 4 Rectangular Multi-Use, Artificial Turf, Lit Fields
- 2 to 3 Adult Softball Fields

Stump Dump Site

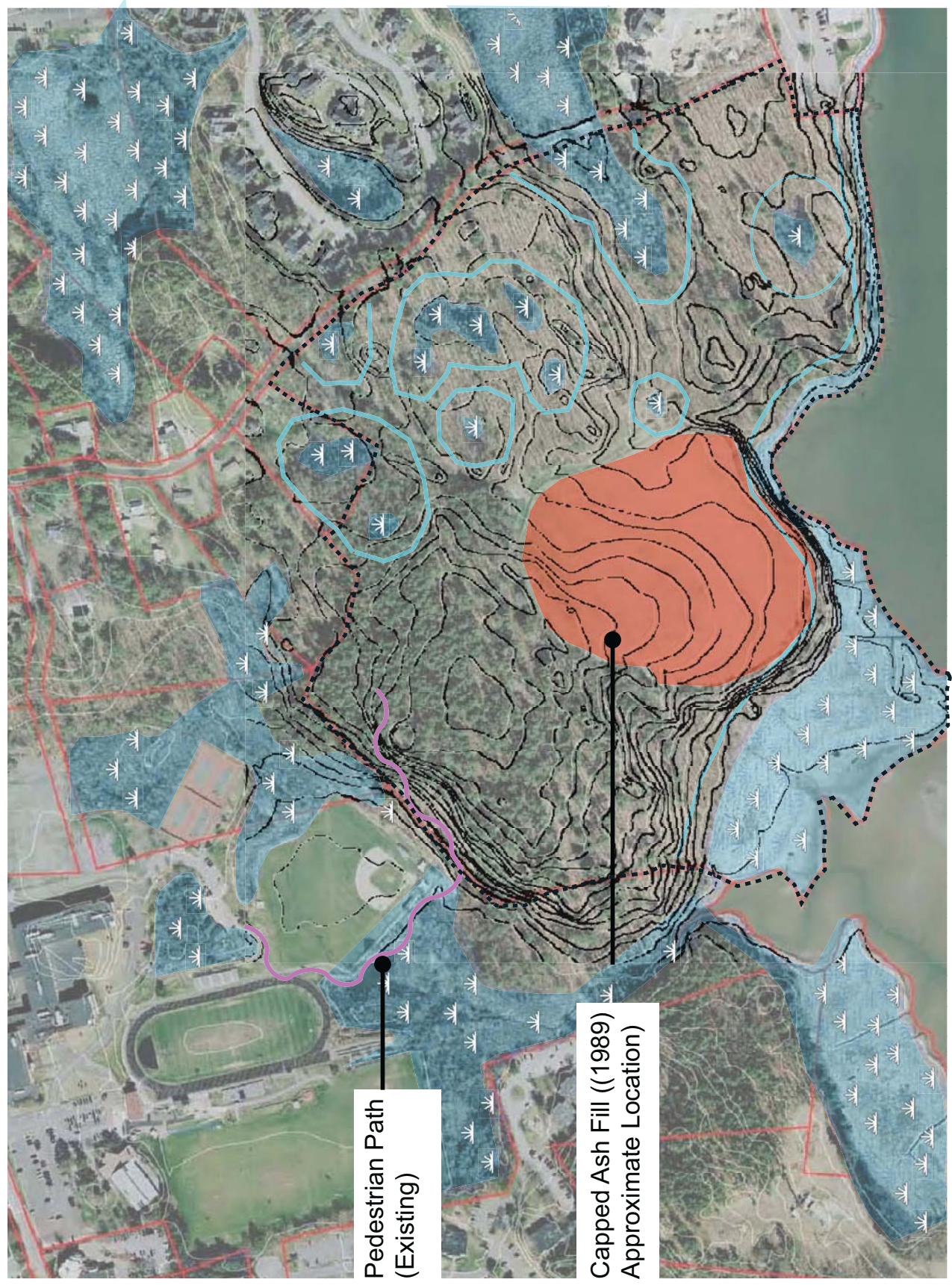
Site Context



Stump Dump Site



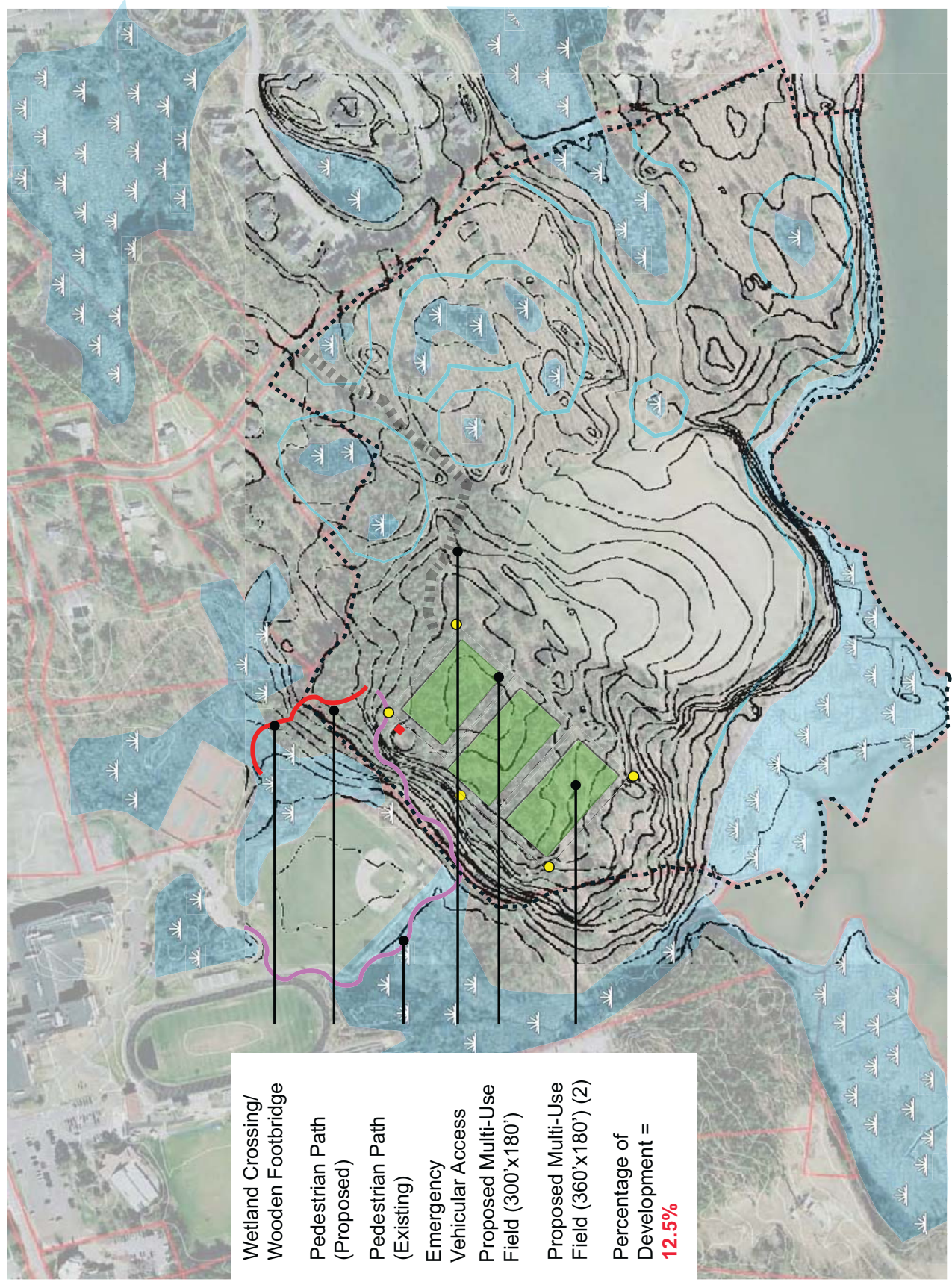
Jones Avenue Site Site Context



Pedestrian Path
(Existing)

Capped Ash Fill ((1989)
Approximate Location)

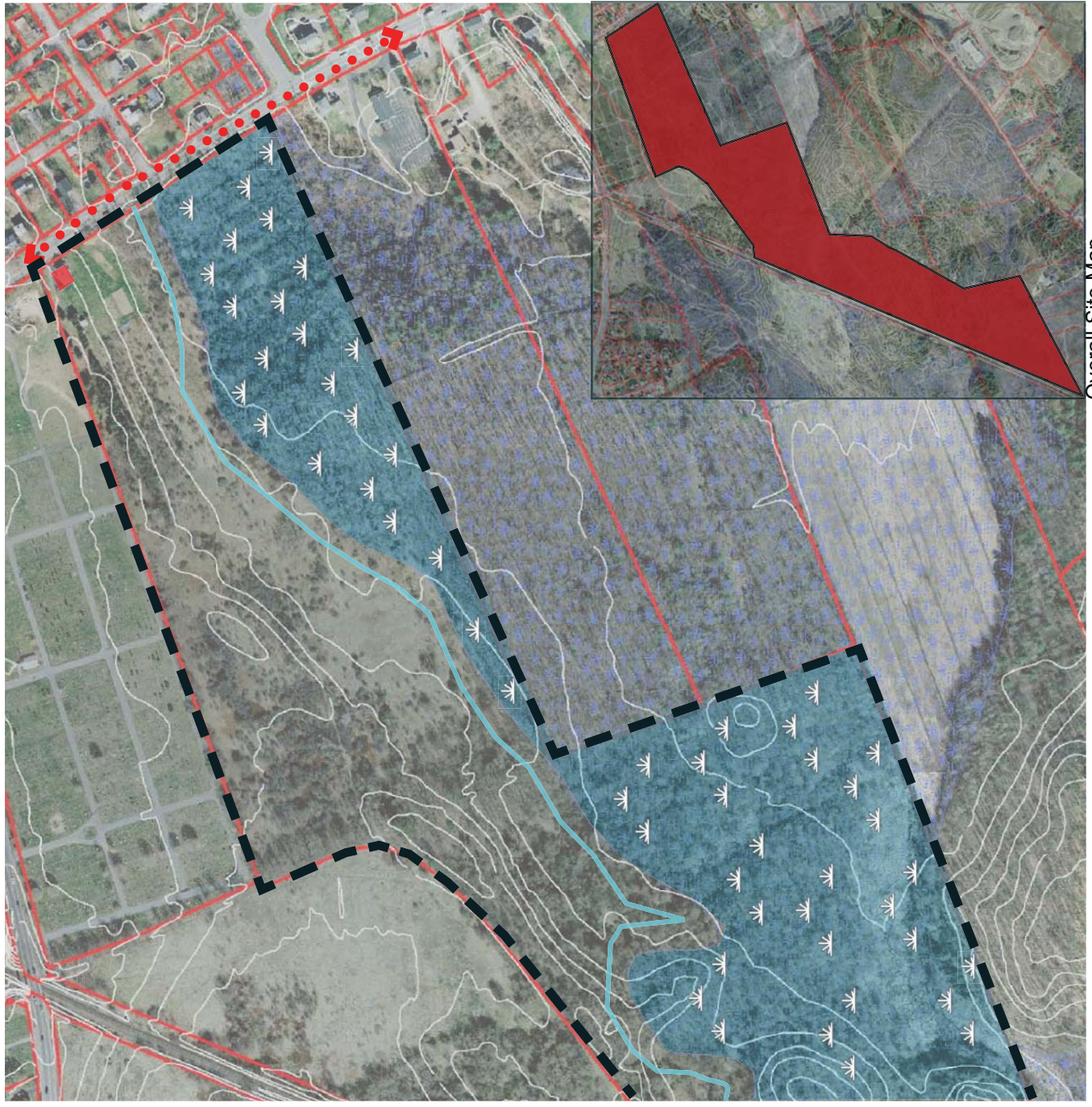
Jones Avenue Site



- Wetland Crossing/
Wooden Footbridge
- Pedestrian Path
(Proposed)
- Pedestrian Path
(Existing)
- Emergency
Vehicular Access
- Proposed Multi-Use
Field (300'x180')
- Proposed Multi-Use
Field (360'x180') (2)
- Percentage of
Development =
12.5%

Peverly Hill Road/Route 33 Site

Site Context

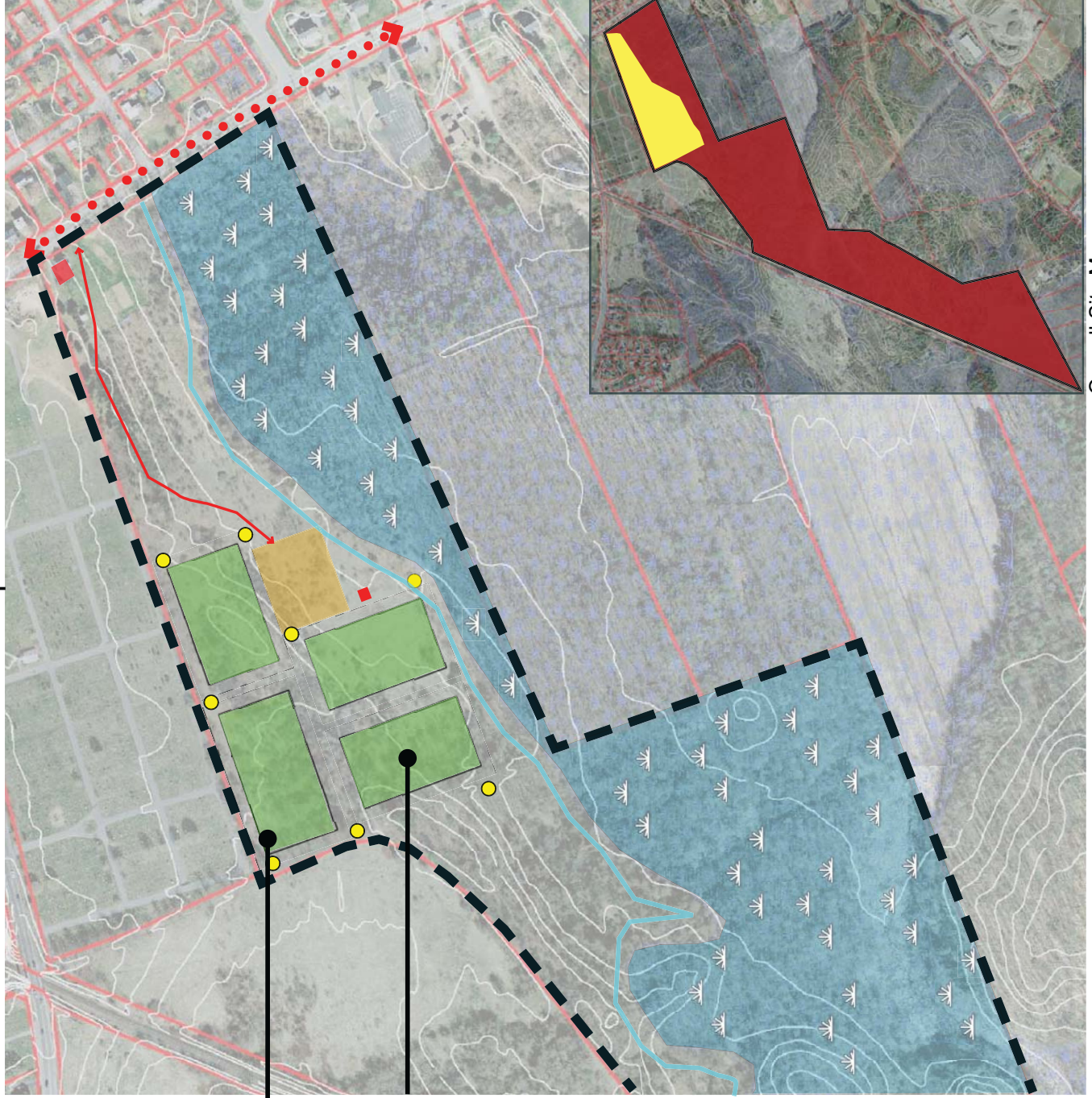


Overall Site Map



Peverly Hill Road/Route 33 Site

Option A



Proposed Multi-Use Field (360'x180') (1)

Proposed Multi-Use Field (300'x180') (3)

Percentage of Development = **12%**



Overall Site Map

Peverly Hill Road/Route 33 Site

Option B



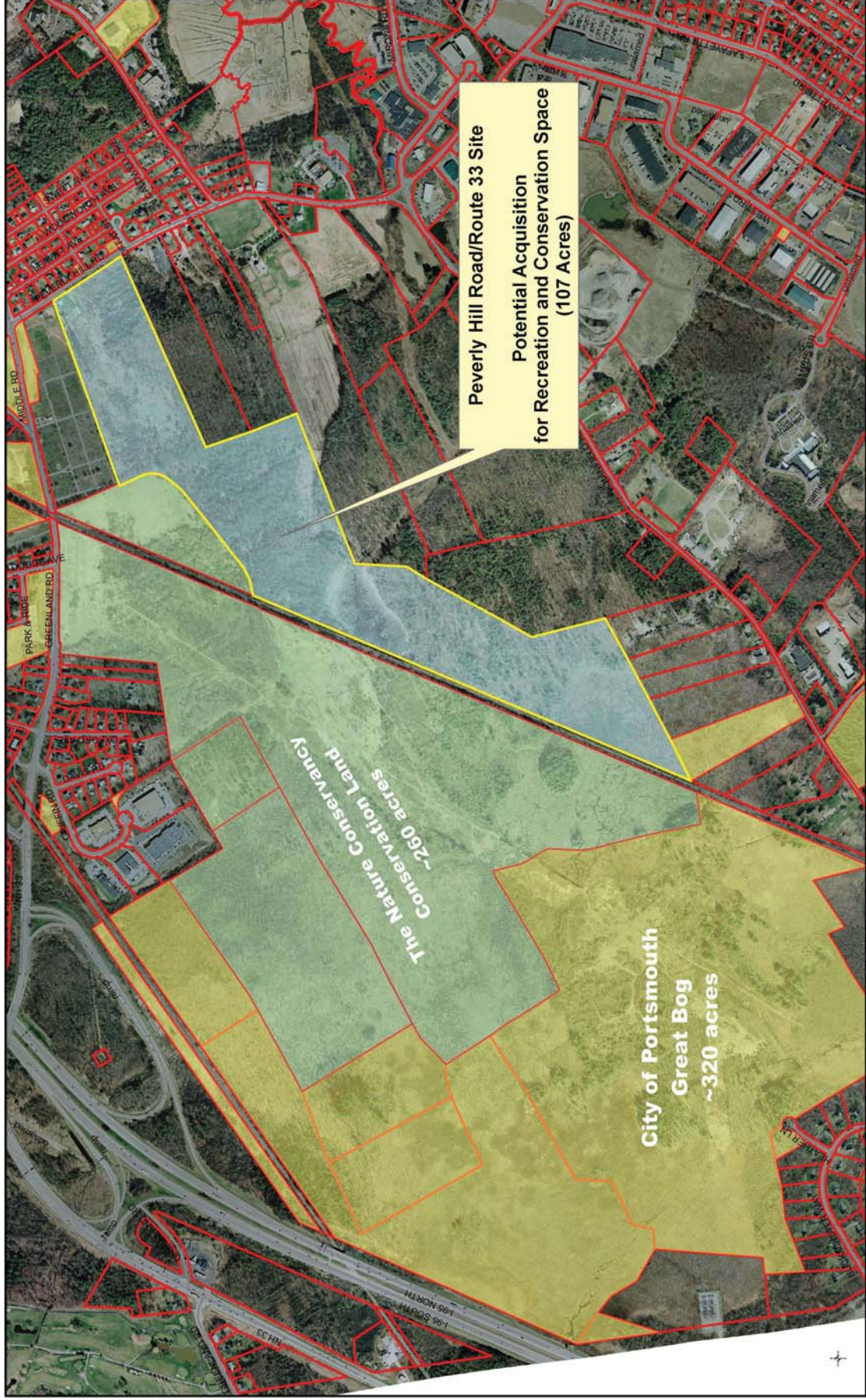
Proposed Multi-Use Field (360'x180') (2)

Proposed Multi-Use Field (300'x180') (3)

Percentage of Development = **17%**

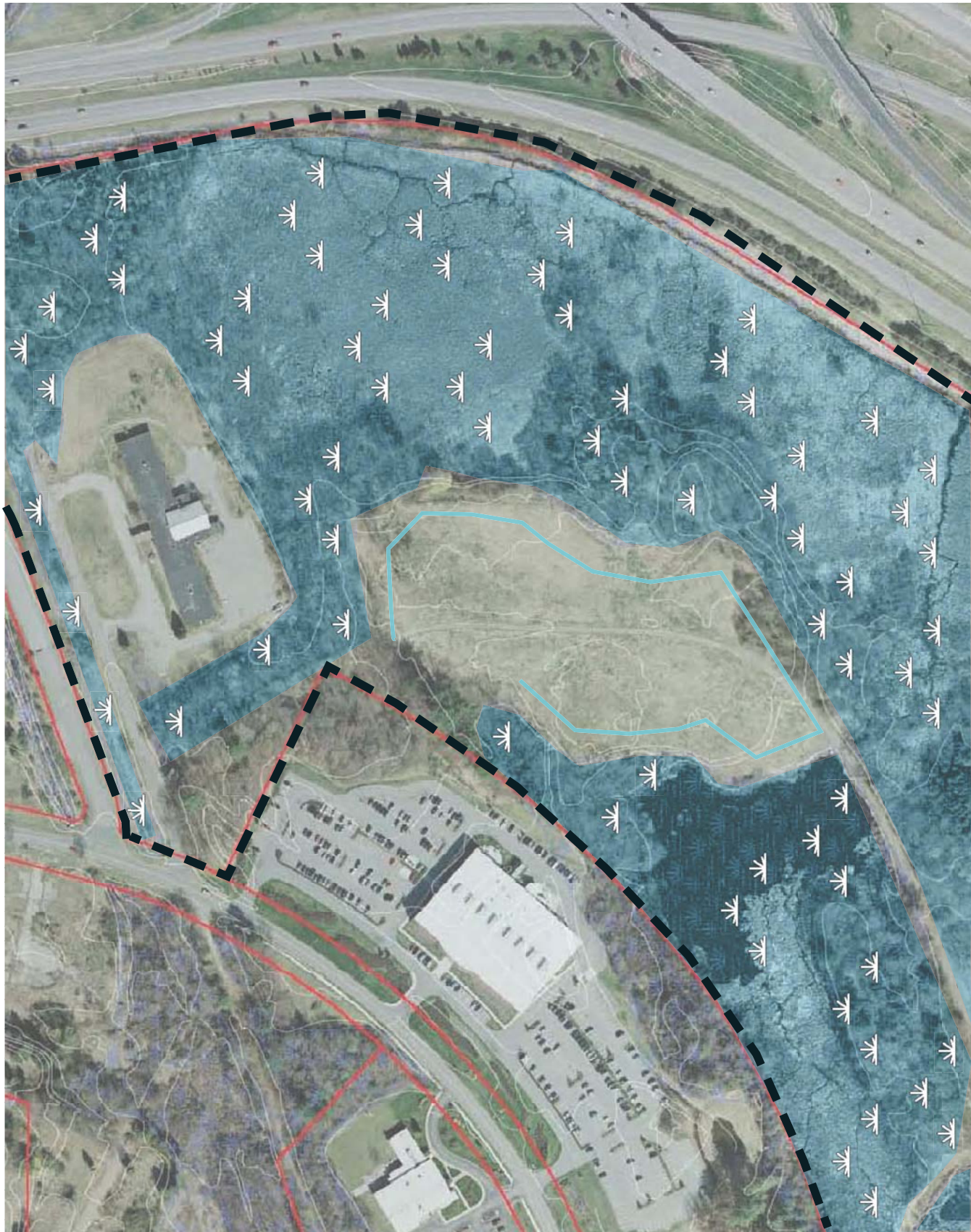
Overall Site Map

Conservation Land Context

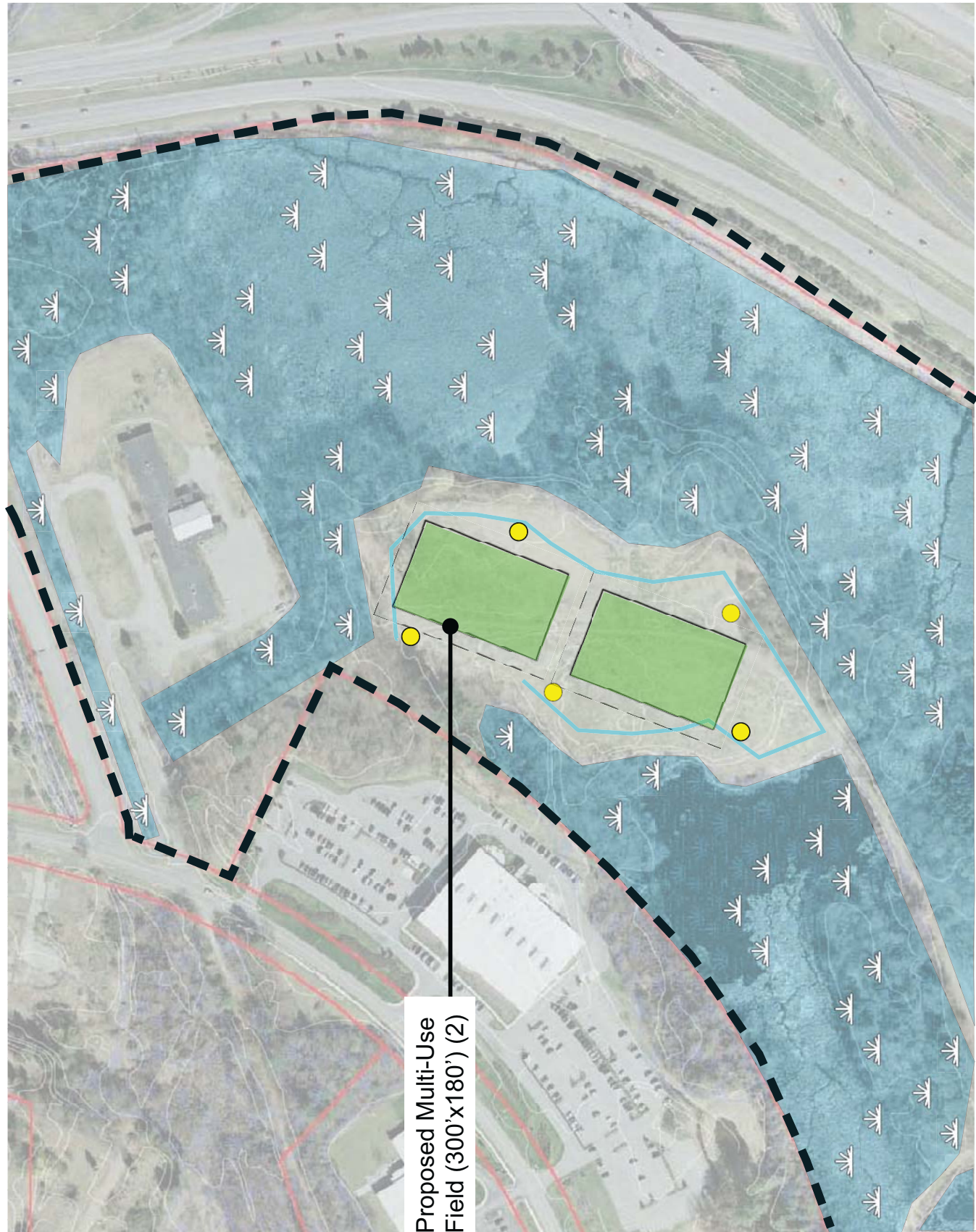


Existing Conservation Parcels Adjacent to Peverly Hill Road/Route 33 Property

Pease Site Site Context



Pease Site



Proposed Multi-Use
Field (300'x180') (2)



Questions & Comments

City of Portsmouth Comprehensive Recreation Needs Assessment Next Steps

Facilities Scope

The second major component of the Comprehensive Recreation Needs Study was related to Indoor Recreation Facilities, including the existing youth, adult and aquatics programs. The scope of this portion of the study included:

- 1) A limited review of the existing conditions of the four indoor recreation facilities
 - Spinnaker Point
 - Connie Bean Community Center
 - Greenleaf Recreation Center
 - Portsmouth Indoor Pool
- 2) A process of public input, including:
 - Public Community Input Session on June 16, 2009
 - Public Community Input Session on February 18, 2010
 - Stakeholder Interviews (June 2009, September 2009, February 2010)
 - Web Comments to the City Website
- 3) Development of a Needs Assessment
- 4) Recommendations for Indoor Facilities

It is important to note that a significant opportunity for community input and engagement was not able to be maximized due to the unfortunate timing of the February 2010 Facilities Public Input meeting less than two weeks after the City of Portsmouth had announced possible plans to close the Portsmouth Indoor Pool. While significant preliminary input was received during the first Public Community Input Session in June of 2009, and through the Web Comments and Stakeholder Interviews, the second Public Community Input Session was to have been the opportunity for specific engagement with respect to proposed short, medium and long term recreation facility solutions and options, as well as a dialogue about recreation program priorities, and needs. Due to the concurrent dialogue related to closure of the indoor pool for budget reasons, the vast majority of the second public input session was dedicated to short term options for “saving” the indoor pool and testimonials related to the importance of the Indoor Pool to the community. While this dialogue was informative, it would not have originally been scheduled for a dedicated community input session, and resulted in a loss of opportunity for the consultants to engage the community as related to other forms of indoor recreation priorities and needs.

As a result, the majority of the Facilities “Recommendations” section has been based on the comments that were received in the first input session, through the web comments, stakeholder interviews, and national and regional trends applicable to similar communities. It is therefore recommended that a more extensive community input process related to program priorities be commenced as part of the early process of design and development of the recommended comprehensive indoor recreation and aquatics center, to more specifically establish the program priorities and goals of the community.

Facilities – Existing Conditions Analysis

The initial Request for Proposal issued by the City of Portsmouth included an “Existing Conditions” scope defined as:

“Review existing recreational facilities, staffing and programs associated with the Recreation and School Departments. Conduct outreach to City staff to determine usage of existing facilities, program enrollment, and overall program participation by age, activity, and facility. Inventory existing programs and services as well as facilities (including buildings and fields).”

This aspect of the project was subsequently reduced in scope to a cursory review of the existing facilities and programs, with specifically limited responsibility for building or facility physical analysis or study. The City of Portsmouth indicated that significant time or investigation of the existing facilities and systems was not required, as the City had staff and expertise to perform this work in house. The focus of the Consultant work related to “existing conditions” was to be generally limited to program analysis and investigation of operational efficiency opportunities. The Consultant team did perform a walk-through viewing of the following City of Portsmouth recreation facilities:

- 1) Spinnaker Point Adult Recreation Center
- 2) Connie Bean Community Center
- 3) Greenleaf Youth Recreation Center
- 4) Portsmouth Indoor Pool
- 5) Pierce Island Outdoor Pool
- 6) Portsmouth High School Gym

Based on the above, the following portion of the report provides a limited scope, basic overview of the existing City of Portsmouth facilities. The Consultant Team was not retained to provide, nor has it provided a comprehensive existing condition analysis or engineering report on these facilities. Any significant redevelopment, renovation, sale, capital improvement investment, or other modification of the current use, ownership or programming of any of the above noted facilities will require a comprehensive facility analysis, engineering report, and code study prior to commencement of the intended modification.

Public Indoor Recreation Facilities

Spinnaker Point Adult Recreation Center – This facility is by far the best indoor facility that the City operates. The facility includes a gym, track, fitness area, 4 lane lap pool, aerobics room and a multipurpose room. However, the facility is operated under a 30 year lease agreement with the Spinnaker Point Condominium Association that limits the use of the facility to adults only. The center only offers memberships to Portsmouth residents while non-residents can buy a daily pass. Long term the building has a number of maintenance and physical shortcomings that will impact its use. There are approximately 1,500 members.



Spinnaker Point Adult Center

Greenleaf Recreation Center – This center was once a Coast Guard maintenance facility that the City took over and converted to a recreation facility. It has a small gym area, meeting room with a kitchen, and a multipurpose area. There is also a small outdoor skateboard park. The center serves youth and adult activities and sports. The center is relatively inexpensive to operate but the building is not in great condition and is limited in its use. The is limited opportunity for expanded recreational use at this site. Significant capital investment for expansion or renovation is unwarranted, as the size of the site limits the real opportunity for a comprehensive recreation facility and significant renovation of the existing structure is cost prohibitive based on potential yield.



Greenleaf Recreation Center



Connie Bean Community Center – Located in downtown, this building was constructed in 1915 as USO facility. Recently, due to fire code egress violations, the facility has been limited to first floor uses. Programs previously housed in this facility have been relocated to alternative sites, including both public and private facilities. The first floor does include an extremely small gym. The building is in very poor condition and most of the facility is no longer useable. It also suffers from a lack of parking. The facility was not originally designed as an indoor recreation center, and due to its age and structural configuration, there is no real opportunity for renovation for significant recreational use. Any renovation of the facility for recreation purposes would be cost prohibitive.



Connie Bean Community Center



**PER ORDER OF
CITY OF PORTSMOUTH
FIRE AND SAFETY DEPT.
NO ONE ALLOWED
UP STAIRS
THANK YOU!**

Portsmouth Indoor Pool – The pool is located on the edge of the Portsmouth High School campus but is a free standing building that features a 6 lane by 25 meter pool with a 1 meter board and a hot tub. This twenty year old facility is in need of a significant capital upgrade. The pool operates with a substantial financial subsidy as it has very little appeal to recreational swimmers. It has approximately 800 members. Additional detail related to the Portsmouth Indoor Pool can be found in the Facility Recommendations section of the report.



Portsmouth Indoor Pool



Other – In addition to the four facilities noted above, the City’s schools have a number of facilities (gyms, fields, etc.) that are utilized for community recreation purposes. Additionally, the City of Portsmouth operates a large outdoor pool and boat launch at Pierce Island. The Pierce Island facilities are an important community asset and have received significant community investment in recent years. These facilities were not part of the Consultant Team study scope.



Pierce Island Outdoor Pool

Portsmouth Service Area Providers: There are a significant number of facilities in the greater Portsmouth area that are supplying recreation, fitness, aquatics and sports activities. The following is a brief review of some of the major providers in the public, non-profit and private sector.

Town of Kittery

Kittery Community Center – This small community center building has three program rooms but use is limited to more passive recreational activities. It is also in poor condition. The Town hopes to build a new recreation center by remodeling and expanding the old Frisbe School building.

The Navy Yard in Kittery also has a small recreation center (no pool) but this facility has limited to no access to the general public.

It is significant that while the City of Portsmouth has four indoor recreation facilities, several were not designed for how they are being used (Greenleaf and Connie Bean) and all have a high level of deferred maintenance issues. In addition, the four facilities require a high subsidy level due to their limited market appeal. It is also ironic that the best of the facilities (Spinnaker Point) is not actually owned by the City and has limitations on who can use the building. Also of interest is the fact that the other communities immediately surrounding Portsmouth do not currently have true public recreation centers either. As a result, for many recreation functions Portsmouth serves as a regional provider of services.

Non-Profit Providers

There are also several non-profit facilities in the greater Portsmouth area. These include:

Seacoast Family YMCA – Located in Portsmouth, the Y has an indoor 6 lane by 25 meter pool, fitness center, outdoor pool, drop-in childcare area, nursery, kitchen, aerobics room and locker rooms. The YMCA has approximately 5,000 members but has been experiencing some financial problems in the last several years.



Seacoast Family YMCA

New Heights Adventures for Teens – New Heights provides a large comprehensive facility for teens in the area. The building is part of the Community Campus and includes a gym, climbing wall and game room.

It should be noted that there are several other large non-profit facilities that are located outside of the secondary service area including The Works Family Health & Wellness Center in Somersworth. There are also plans to build a significant indoor recreation and social services center in Exeter (Squamscott Community Commons).

Private Recreation Providers

Besides the public and non-profit facilities noted above there are several private clubs in the area. This includes the following facilities:

Gold's Gym (Seacoast Sports Club) – This club has a small indoor pool a large fitness area and squash courts.

Planet Fitness – This is a smaller store front fitness center. It only has weight/cardio equipment with no group exercise room.

Coastal Fitness – Located in Kittery this is a small fitness center.

Seacoast Sports Clubs – The primary location is in downtown Portsmouth and it features a large fitness area, gym, racquetball courts and other amenities. Seacoast Sports Clubs also now owns the Gold's Gym facility. There is also a third location in Newmarket.

In addition to these facilities, there are also a number of smaller fitness facilities, dance, martial arts and yoga studios. Many of the hotels and motels in the area also have indoor pools and even small fitness areas but these are generally only open to hotel guests. It should also be noted that there is a significant private water park (Water Country) located in Portsmouth.

It is likely that some of these existing private providers may have a concern over the possibility that a new public recreation center (if it contains fitness amenities) would adversely impact their market and they may very well oppose the project as a result. However, private fitness clubs typically serve very different clientele and usually do not compete head to head for the same users. It is conservatively estimated that well over 50% of the users of a public facility will have never been to a private facility and would have no interest in joining such a center.

This is a representative listing of alternative recreation, fitness and sports facilities in the greater Portsmouth area and is not meant to be a total accounting of all service providers. There may be other facilities located in the greater service area that have an impact on the market as well.

EXISTING CONDITIONS SUMMARY

Generally, the City of Portsmouth indoor recreation facilities, while cherished by the community, and utilized to the maximum capacity or ability based on the limitations of size, programmability and safety, are outmoded, inefficient and not conducive to a comprehensive multi-generational recreation program for an active and diverse community of the size of the greater Portsmouth area. The indoor non-aquatic recreation facilities were not designed for the recreational uses they are serving and are neither multi-use, nor age specific in design, and do not include appropriate safety features or programmability components desired by the community. Similarly, the indoor pool facility is an outdated facility that requires replacement with a comprehensive recreational aquatic facility if the subsidy level per user is to be significantly reduced, or requires significant capital investment and a commitment to regular maintenance investment on the part of the City, if it is to continue to operate for more than a few years. None of the existing facilities represent a real opportunity for significant renovation, expansion, or replacement on the existing site to meet the future long term recreation needs of the community.

MIDDLE SCHOOL REPLACEMENT OPTION

The City of Portsmouth has initiated a process whereby the new construction Middle School project could be expanded to include an additional gymnasium for youth and adult recreation and offices for the recreation staff. In light of the current economic conditions resulting in limited dollars available for recreation in the City, the creation of a recreational facility within the Middle School may be the most economically viable short term option. The Middle School option presents the following potential benefits:

- The City of Portsmouth retains some recreation services in its downtown core.
- Consolidation of Middle School and Elementary School athletics administration.
- Full utilization of new Middle School building, including during evening hours.
- Reduced operational costs (utilities and maintenance costs) assuming closure of the Connie Bean Community Center and Greenleaf Recreation Center.

There are, in addition to the benefits noted above, a few negative aspects to this proposal as well, including concerns related to parking, access and the limited type and amount of recreational programming provided. Given that this option does not address the majority of recreational programming needs lost in the event of closure of the Connie Bean Community Center, Greenleaf Recreation Center and Portsmouth Indoor Pool, it does provide significant continuing investment in indoor recreation until such time as a comprehensive recreation and aquatics facility can be developed. Therefore, the Middle School expansion option should be seriously considered as a short term solution for the recreation needs of the community, so long as the long term goal of a comprehensive recreation facility is maintained and the recommended steps and effort toward achieving that goal are followed.

Facilities – Needs Assessment

The following section of the report addresses:

- 1) City of Portsmouth Demographic Summary and Market Review
- 2) Recreation Center Trends
- 3) Community Recreation Center Benchmarks
- 4) Recreation Market Orientation
- 5) Market Segment Analysis
- 6) City of Portsmouth Recreation Needs Assessment and Market Conclusion

Demographic Summary & Market Review

The following is a summary of the basic demographic characteristics of the City of Portsmouth and the immediate surrounding area, as well as a comparison with basic sports participation standards as produced by the National Sporting Goods Association.

Service Areas: The focus of this market analysis is the City of Portsmouth proper (identified as the primary service area). It is recognized that Portsmouth already has a regional draw to its recreation facilities and as a result a larger secondary service has been identified that includes Kittery, Greenland and Rye. There may be additional users from outside this secondary service area, but this will be much more limited.

Primary service areas are usually defined by the distance people will travel on a regular basis (a minimum of once a week) to utilize a facility or its programs. Secondary service areas are usually defined by the distance people will travel on a less consistent basis (a minimum of once every other week) to utilize a facility or its programs.

Service areas can also vary in size with the types of components that are included in a facility. A center with active elements (weight cardiovascular equipment area, gym, track, etc.) will generally have a larger service area than a more passively oriented facility. Specialized facilities such as a sports field houses will have even larger service areas.

Service areas can also be based upon a facility's proximity to major thoroughfares. Other factors impacting the use as it relates to driving distance are the presence of alternative service providers in the primary service area. Alternative service providers can have an impact upon membership, admissions and penetration rates for programs and services.

Table A - Service Area Statistics & Comparison

Population Comparison:

	2000 Census	2009 Estimate	2014 Projection
Primary Service Area - Portsmouth	20,784	21,163	21,055
Secondary Service Area	37,523	39,131	39,453

Number of Households Comparison:

	2000 Census	2009 Estimate	2014 Projection
Primary Service Area - Portsmouth	9,875	10,271	10,304
Secondary Service Area	16,936	17,980	18,260

Number of Families Comparison:

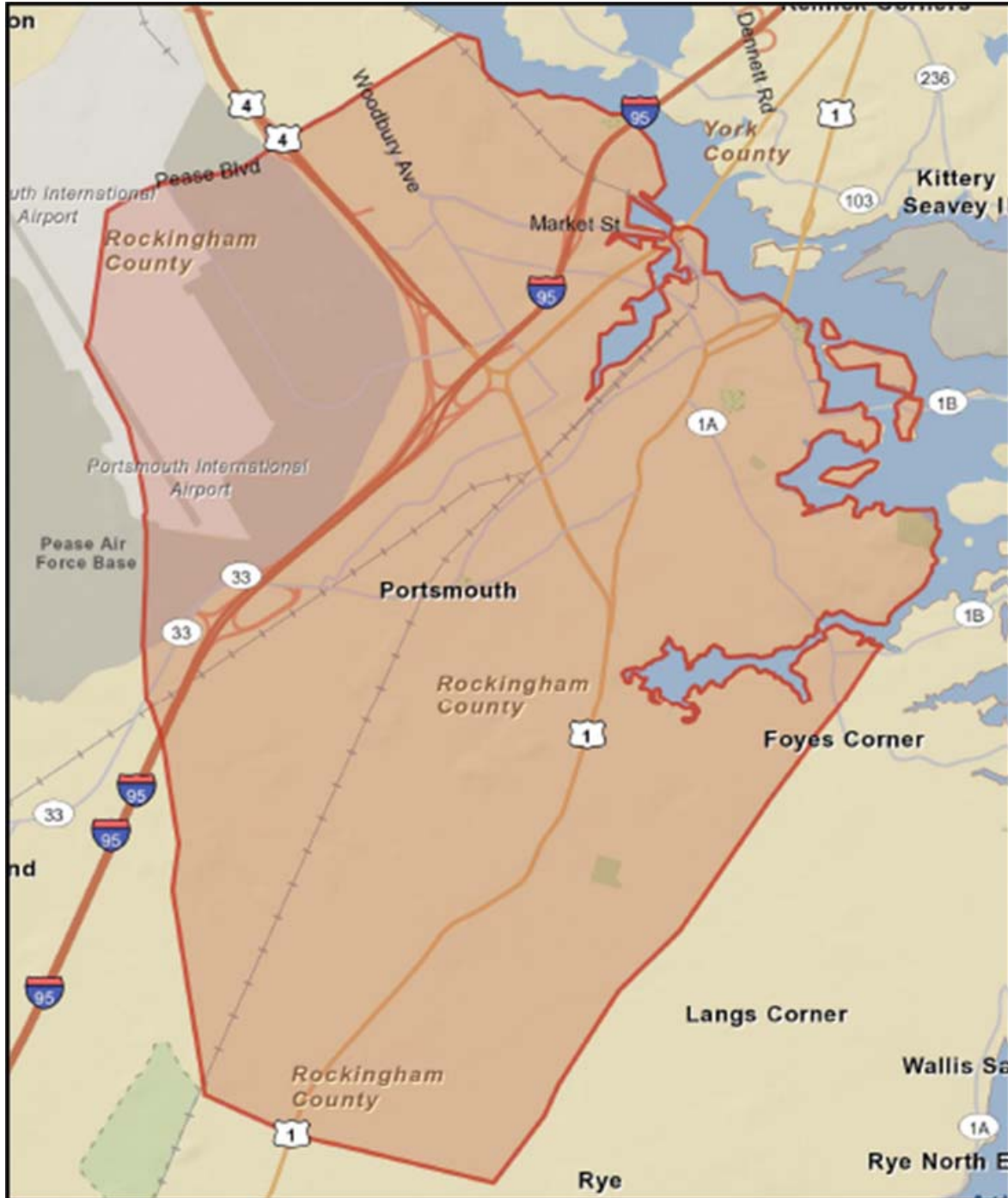
	2000 Census	2009 Estimate	2014 Projection
Primary Service Area - Portsmouth	4,862	4,932	4,886
Secondary Service Area	9,464	9,855	9,916

Average Household Size Comparison

	2000 Census	2009 Estimate	2014 Projection
Primary Service Area - Portsmouth	2.04	1.99	1.98
Secondary Service Area	2.16	2.12	2.10
United States	2.59	2.59	2.59

Source – U.S. Census Bureau and ESRI

Map A – City of Portsmouth – Primary Service Area



Population Distribution by Age: Utilizing census information for the primary service area, the following comparisons are possible.

Table B – 2009 Primary Service Area Age Distribution

(ESRI estimates)

Ages	Population	% of Total	Nat. Population	Difference
-5	1,000	4.8%	7.0%	-2.2%
5-17	2,377	11.4%	17.4%	-6.0%
18-24	1,907	9.0%	9.9%	-0.9%
25-44	6,610	31.2%	26.9%	4.3%
45-54	3,233	15.3%	14.6%	0.7%
55-64	2,548	12.1%	11.4%	0.7%
65-74	1,535	7.3%	6.6%	0.7%
75+	1,953	9.3%	6.2%	3.1%

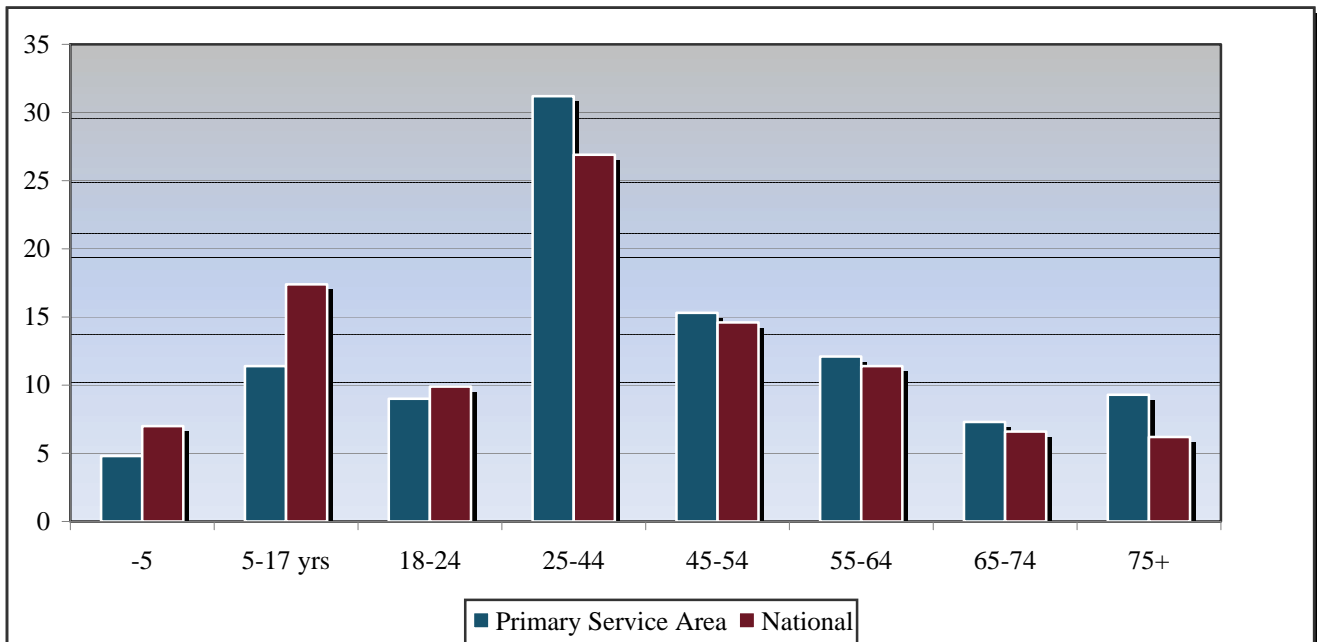
Population: 2009 census estimates in the different age groups in the primary service area.

% of Total: Percentage of the primary service area population in the age group.

National Population: Percentage of the national population in the age group.

Difference: Percentage difference between the service area population and the national population.

Chart A – 2009 Primary Service Area Age Group Distribution



City Of Portsmouth Comprehensive Recreation Needs Study

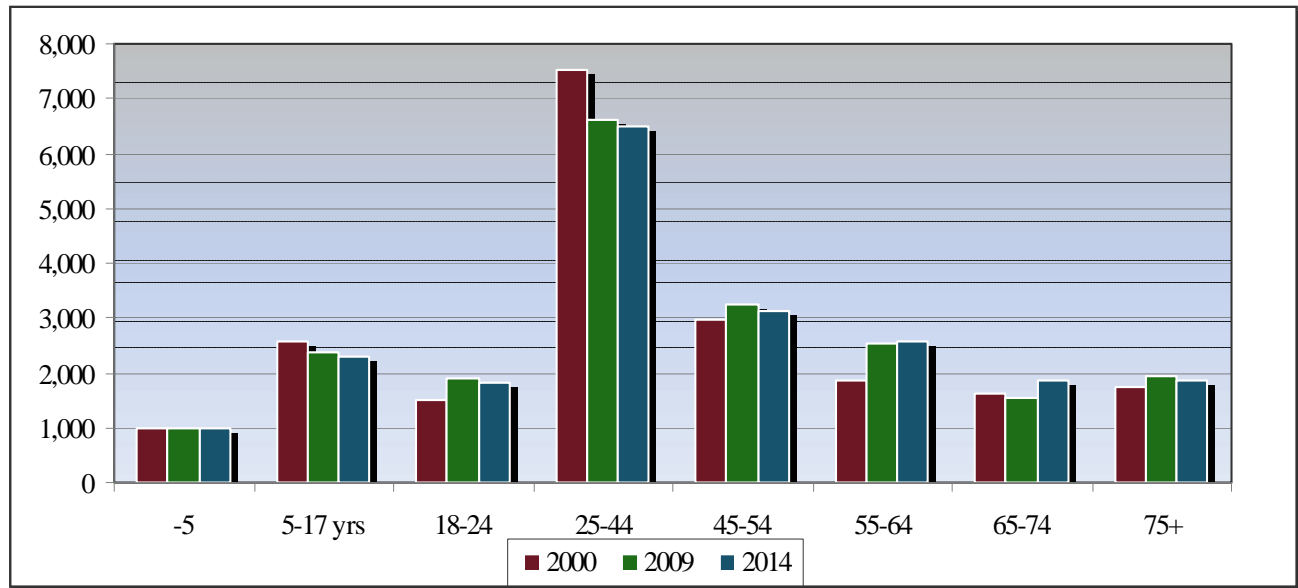
Population Distribution Comparison by Age: Utilizing census information from the primary service area, the following comparisons are possible.

Table C – 2009 Primary Service Area Population Estimates

(U.S. Census Information and ESRI)

Ages	2000 Population	2009 Population	2014 Population	Percent Change	Percent Change Nat'l
-5	1,009	1,000	998	-1.1%	14.4%
5-17	2,556	2,377	2,287	-10.5%	4.7%
18-24	1,495	1,907	1,819	21.7%	16.2%
25-44	7,526	6,610	6,513	-13.5%	0.6%
45-54	2,952	3,233	3,123	5.8%	16.2%
55-64	1,862	2,548	2,589	39.0%	64.3%
65-74	1,629	1,535	1,868	14.7%	41.3%
75+	1,755	1,953	1,858	5.9%	19.1%

Chart B – Primary Service Area Population Growth



City Of Portsmouth Comprehensive Recreation Needs Study

Below is listed the distribution of the population by race and ethnicity for the primary service area based on 2009 population estimates.

Table D – Primary Service Area Hispanic Population and Median Age

(Source – U.S. Census Bureau and ESRI)

Ethnicity	Total Population	% of Population	Median Age
Hispanic	418	1.9%	26.5

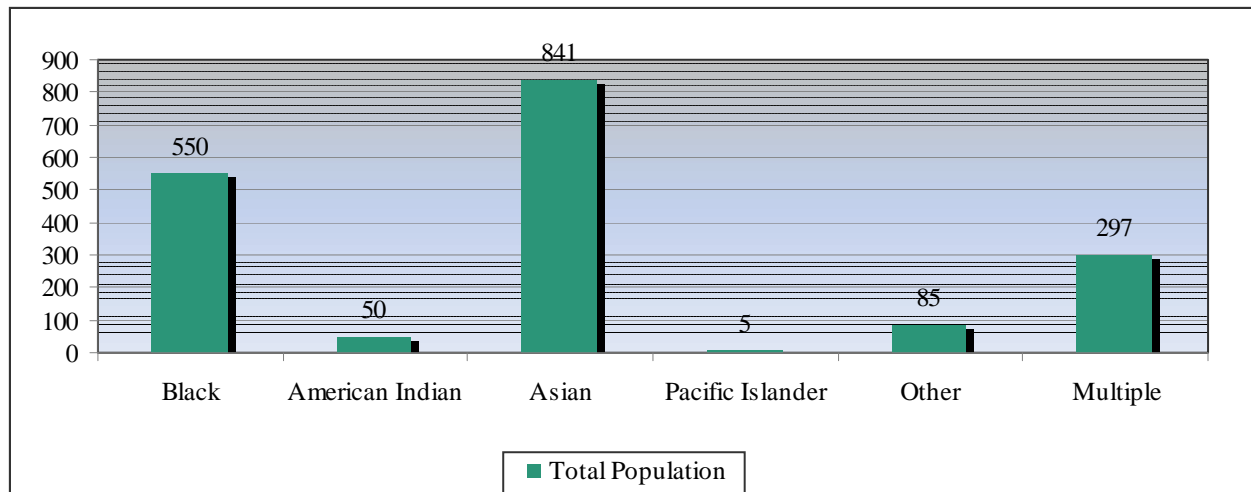
Table E – Primary Service Area Ethnic Population and Median Age

(Source – U.S. Census Bureau and ESRI)

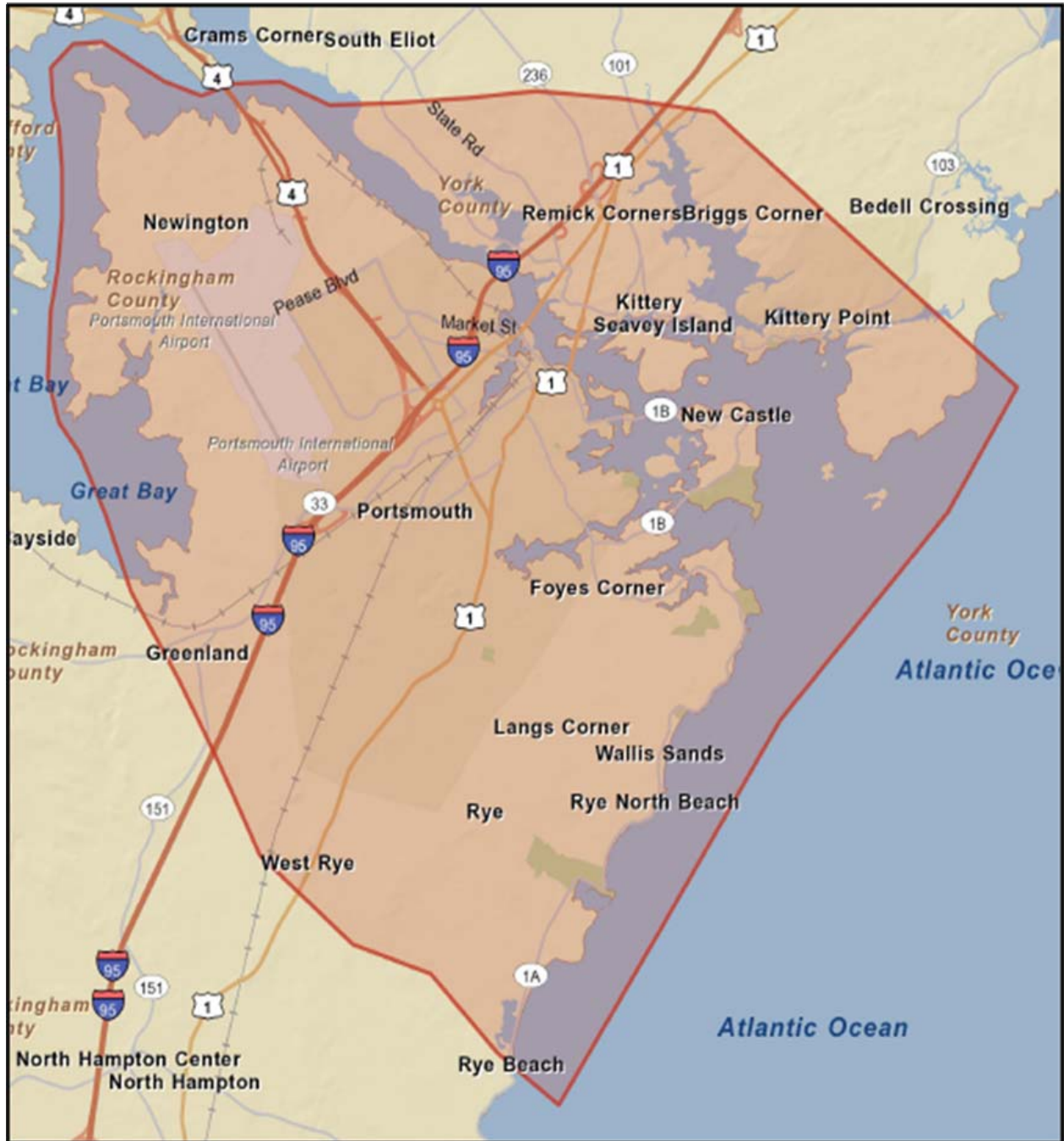
Ethnicity	Total Population	% of Population	Median Age
White	19,335	91.3%	42.1
Black	550	2.6%	35.9
American Indian	50	0.2%	33.3
Asian	841	3.9%	31.1
Pacific Islander	5	0.02%	38.8
Other	85	0.4%	24.4
Multiple	297	1.4%	25.9

2009 Primary Service Area Total Population: 21,163 Residents

Chart C – Primary Service Area Ethnic Population



Map B – Secondary Service Area



Population Distribution by Age: Utilizing census information for the secondary service area, the following comparisons are possible.

Table F – 2009 Secondary Service Area Age Distribution

(ESRI estimates)

Ages	Population	% of Total	Nat. Population	Difference
-5	1,919	4.9%	7.0%	-2.1%
5-17	5,060	13.0%	17.4%	-4.4%
18-24	3,369	8.6%	9.9%	-1.3%
25-44	10,661	27.4%	26.9%	0.5%
45-54	6,351	16.2%	14.6%	1.6%
55-64	5,140	13.1%	11.4%	1.7%
65-74	3,142	8.0%	6.6%	1.4%
75+	3,492	8.9%	6.2%	2.7%

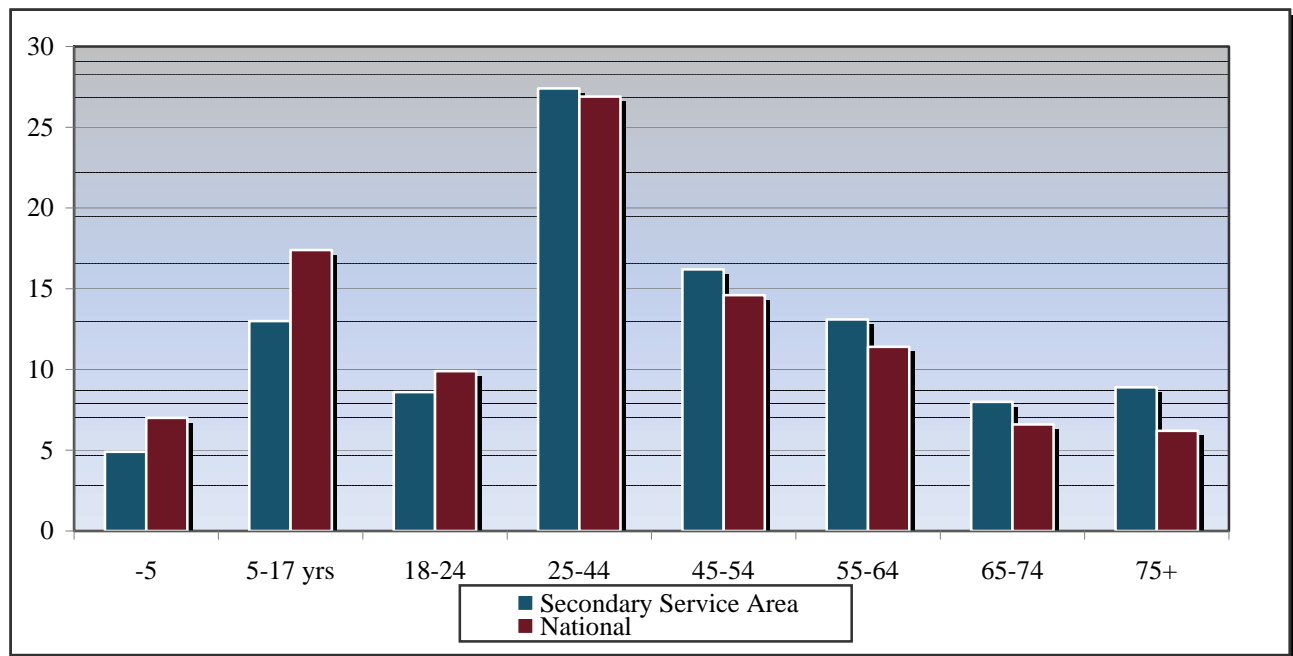
Population: 2009 census estimates in the different age groups in the secondary service area.

% of Total: Percentage of the secondary service area population in the age group.

National Population: Percentage of the national population in the age group.

Difference: Percentage difference between the service area population and the national population.

Chart D – 2009 Secondary Service Area Age Group Distribution

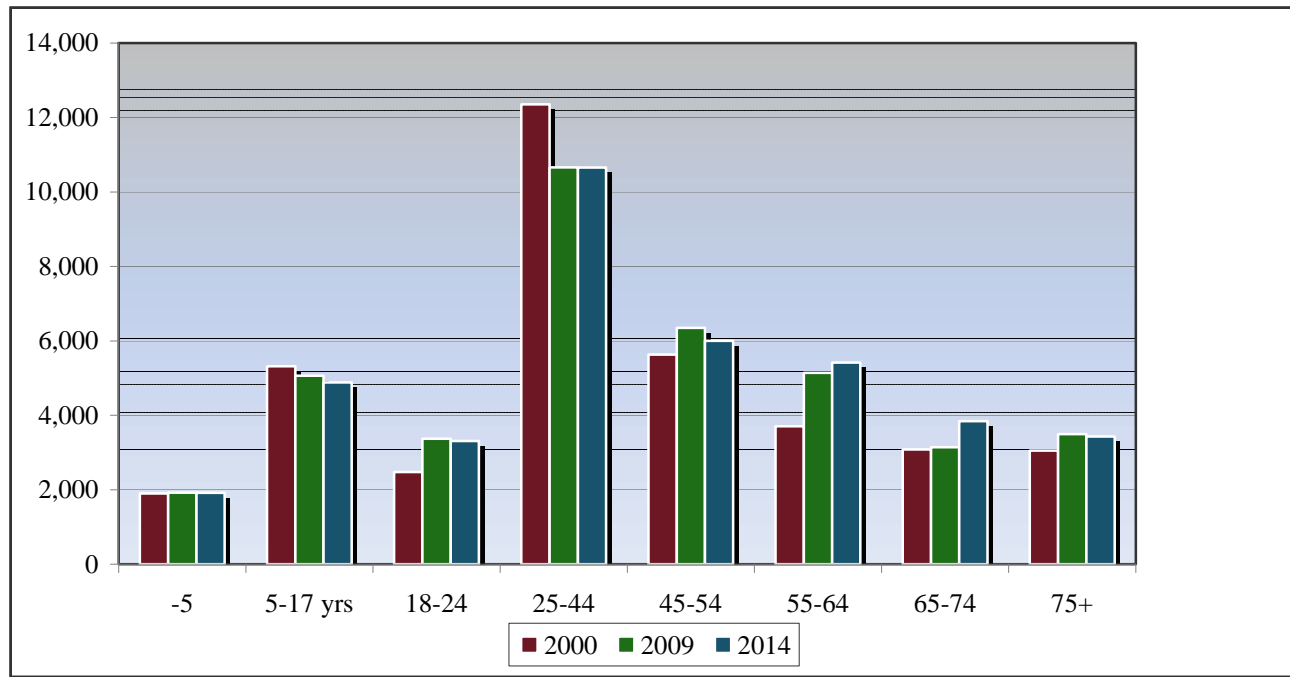


Population Distribution Comparison by Age: Utilizing census information from the secondary service area, the following comparisons are possible.

Table G – 2009 Secondary Service Area Population Estimates
(U.S. Census Information and ESRI)

Ages	2000 Population	2009 Population	2014 Population	Percent Change	Percent Change Nat'l
-5	1,899	1,919	1,915	0.8%	14.4%
5-17	5,320	5,060	4,880	-8.3%	4.7%
18-24	2,477	3,369	3,307	33.5%	16.2%
25-44	12,356	10,661	10,655	-13.8%	0.6%
45-54	5,635	6,351	6,004	6.5%	16.2%
55-64	3,705	5,140	5,418	46.2%	64.3%
65-74	3,081	3,142	3,841	24.7%	41.3%
75+	3,049	3,492	3,430	12.5%	19.1%

Chart E – Secondary Service Area Population Growth



City Of Portsmouth Comprehensive Recreation Needs Study

Below is listed the distribution of the population by race and ethnicity for the secondary service area based on 2009 population estimates.

Table H – Secondary Service Area Hispanic Population and Median Age

(Source – U.S. Census Bureau and ESRI)

Ethnicity	Total Population	% of Population	Median Age
Hispanic	733	1.9%	25.6

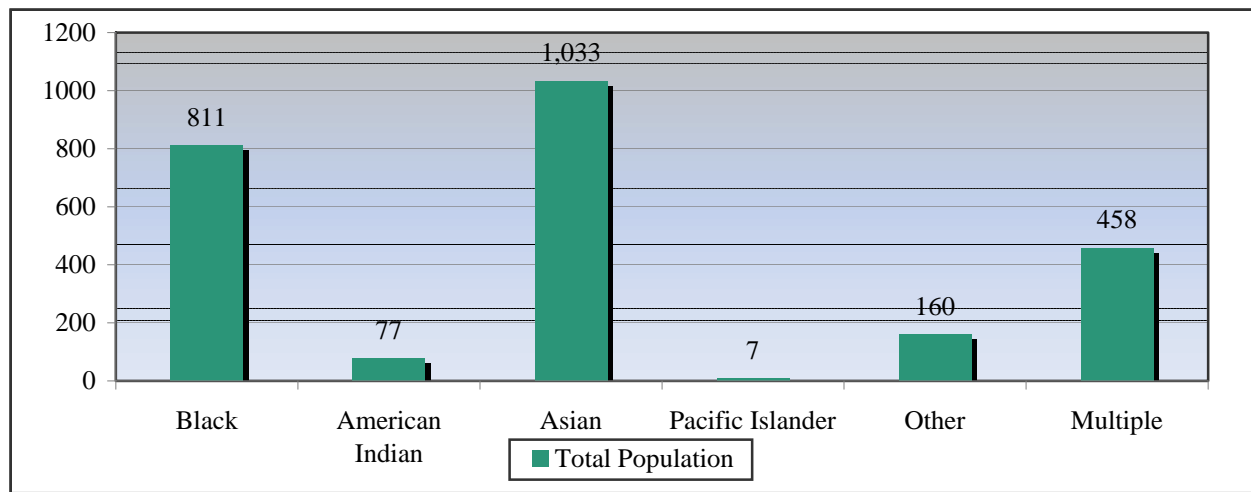
Table I – Secondary Service Area Ethnic Population and Median Age

(Source – U.S. Census Bureau and ESRI)

Ethnicity	Total Population	% of Population	Median Age
White	36,587	93.5%	43.5
Black	811	2.1%	34.3
American Indian	77	0.2%	33.2
Asian	1,033	2.6%	31.3
Pacific Islander	7	0.01%	36.3
Other	160	0.4%	23.8
Multiple	458	1.2%	24.4

2009 Secondary Service Area Total Population: 39,131 Residents

Chart F – Secondary Service Area Ethnic Population



City of Portsmouth Comprehensive Recreation Needs Study

Next, the median age and household income levels are compared with the national number. Both of these factors are primary determiners of participation in recreation activities. The lower the median age, the higher the participation rates are for most activities. The level of participation also increases as the income level goes up.

Table J - Median Age:

	2000 Census	2009 Estimate	2014 Projection
Primary Service Area	38.5	41.0	41.4
Secondary Service Area	39.7	42.5	43.0
Nationally	35.3	36.9	37.2

Chart G – Median Age

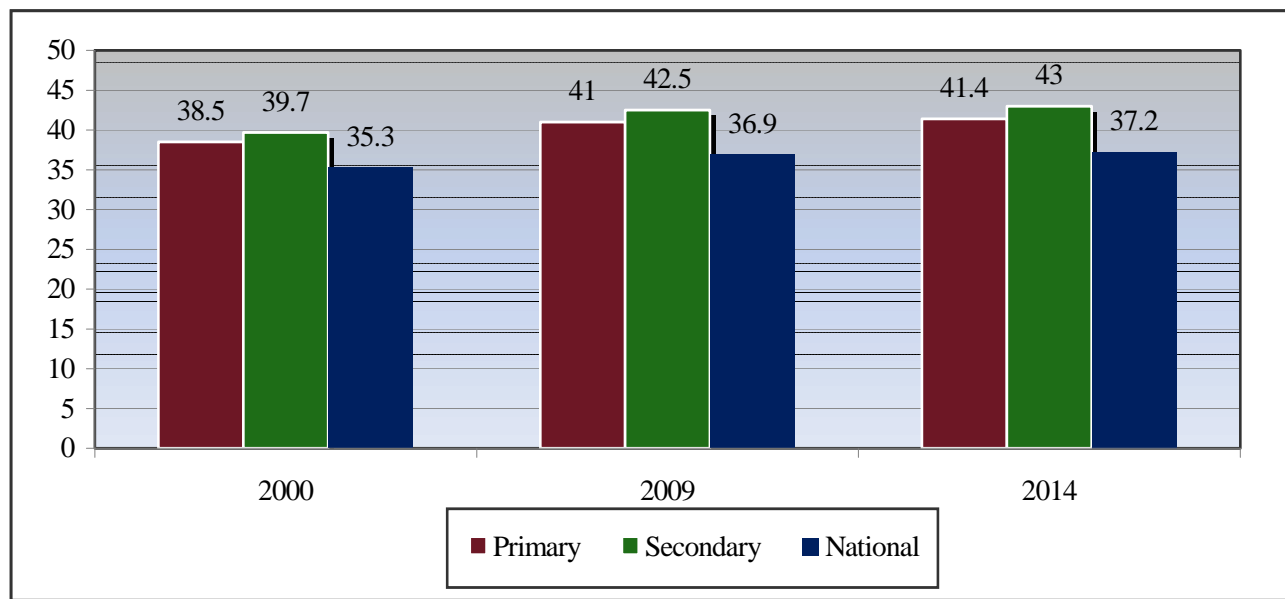
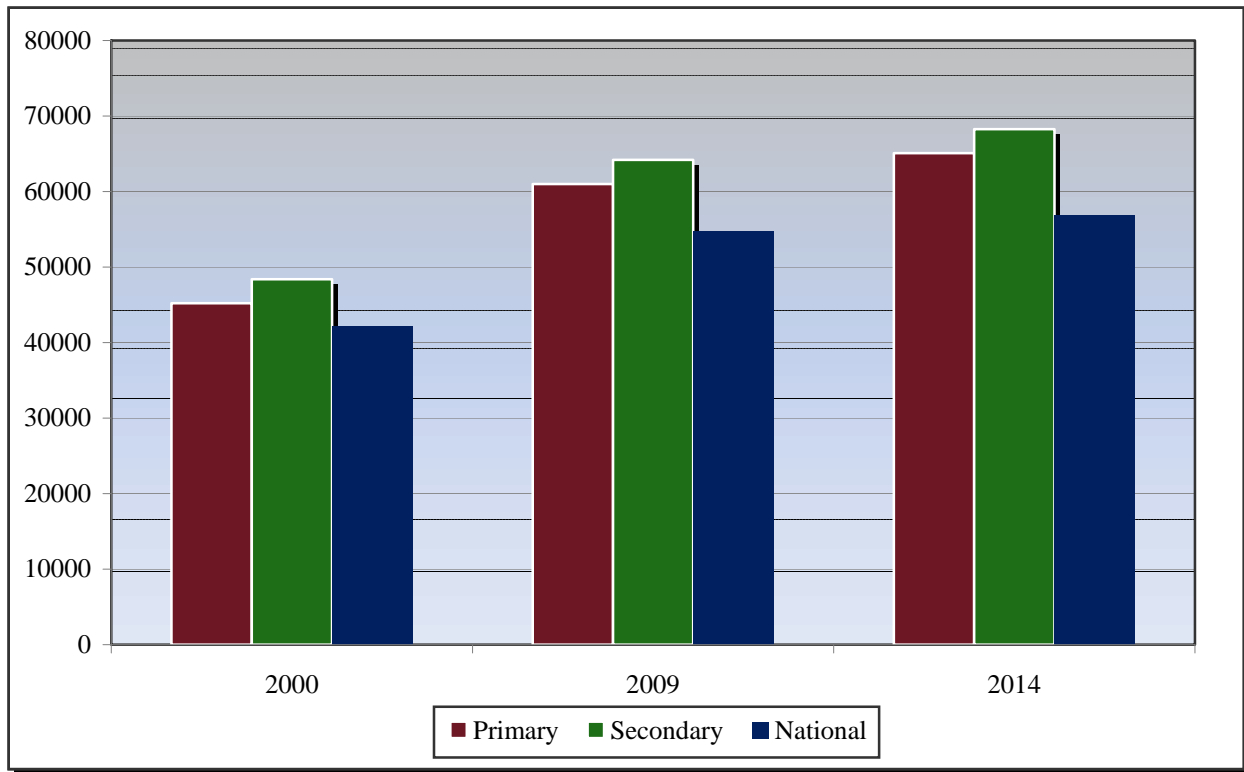


Table K - Median Household Income:

	2000 Census	2009 Estimate	2014 Projection
Primary Service Area	\$45,212	\$61,003	\$65,091
Secondary Service Area	\$48,388	\$64,203	\$68,255
Nationally	\$42,164	\$54,719	\$56,938

Chart H – Median Household Income



City Of Portsmouth Comprehensive Recreation Needs Study

In addition to taking a look at Median Age and Median Income, it is important to examine Household Budget Expenditures. In particular looking at housing information; shelter, utilities, fuel and public services along with entertainment & recreation can provide a snap shot into the cost of living and spending patterns in the services areas. The table below looks at that information and compares the primary service area to the State of New Hampshire.

Table L - Household Budget Expenditures¹

Primary Service Area	SPI	Average Amount Spent	Percent
Housing	112	\$22,496.01	30.8%
<i>Shelter</i>	114	\$17,800.68	24.4%
<i>Utilities, Fuel, Public Service</i>	104	\$4,695.33	6.4%
Entertainment & Recreation	108	\$3,483.87	4.8%

New Hampshire	SPI	Average Amount Spent	Percent
Housing	110	\$22,124.46	29.9%
<i>Shelter</i>	110	\$17,182.24	23.2%
<i>Utilities, Fuel, Public Service</i>	110	\$4,942.22	6.7%
Entertainment & Recreation	112	\$3,630.62	4.9%

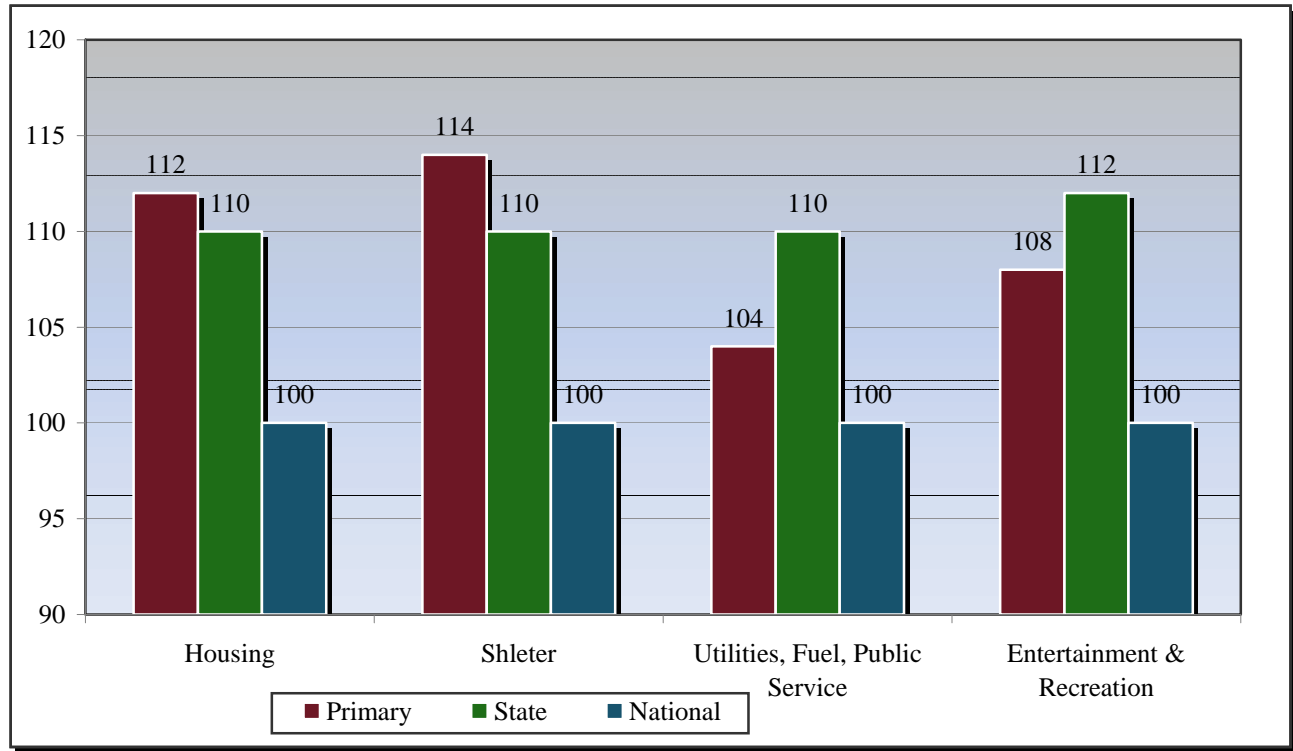
SPI: Spending Potential Index as compared to the National number of 100.

Average Amount Spent: The average amount spent per household.

Percent: Percent of the total 100% of household expenditures. **Note:** Shelter along with Utilities, Fuel, Public Service are a portion of the Housing percentage.

¹ Consumer Spending data are derived from the 2004 and 2005 Consumer Expenditure Surveys, Bureau of Labor Statistics. ESRI forecasts for 2008 and 2013.

Chart I – Household Budget Expenditures Spending Potential Index



City Of Portsmouth Comprehensive Recreation Needs Study

Recreation Activities Participation

On an annual basis the National Sporting Goods Association (NSGA) conducts an in-depth study and survey of how Americans spend their leisure time. This information provides the data necessary to overlay rate of participation onto the primary service area to determine market potential.

Comparison With National Statistics: Utilizing information from the National Sporting Goods Association and comparing them with the demographics from the primary service area, the following participation projections can be made (statistics were compared based on age, household income, regional population and national population).

Table M – Participation Rates

Activity	Age	Income	Region	Nation	Average
Aerobic Exercising	13.9%	13.8%	12.7%	13.5%	13.5%
Basketball	9.5%	12.4%	7.6%	11.1%	10.1%
Exercise w/ Equipment	25.8%	24.2%	27.3%	23.5%	25.2%
Exercise Walking	37.1%	37.5%	40.4%	36.1%	37.8%
Running/Jogging	12.7%	13.1%	12.0%	13.4%	12.8%
Volleyball	3.9%	4.2%	3.7%	4.5%	4.1%
Weight Lifting	14.1%	13.8%	15.2%	14.0%	14.3%

Age (median):	Participation based on individuals ages 7 & Up of the primary service area.
Income:	Participation based on the 2009 estimated median household income in the primary service area.
Region:	Participation based on regional statistics (New England).
National:	Participation based on national statistics.
Average:	Average of the four columns.

Anticipated Participation Numbers by Activity: Utilizing the average percentage from Table-M above plus the 2000 census information and census estimates for 2009 and 2014 (over age 7) the following comparisons can be made.

Table N – Participation Rates

Activity	Average	2000 Part.	2009 Part.	2014 Part.	Difference
Aerobic Exercising	13.5%	2,612	2,669	2,654	42
Basketball	10.1%	1,966	2,009	1,998	32
Exercise w/ Equipment	25.2%	4,889	4,995	4,968	79
Exercise Walking	37.8%	7,327	7,487	7,446	119
Running/Jogging	12.8%	2,480	2,534	2,520	40
Volleyball	4.1%	790	808	803	13
Weight Lifting	14.3%	2,768	2,828	2,813	45
TOTAL		22,832	23,331	23,202	370

City Of Portsmouth Comprehensive Recreation Needs Study

Participation by Ethnicity and Race: Participation in sports activities is also tracked by ethnicity and race. The table below compares the overall rate of participation nationally with the rate for Hispanics and African Americans. Utilizing information provided by the National Sporting Goods Association's 2008 survey, the following comparisons are possible.

Table O – Comparison of National, African American and Hispanic Participation Rates

	School District Participation	National Participation	African American Participation	Hispanic Participation
Aerobic Exercising	13.5%	13.5%	14.4%	11.4%
Basketball	10.1%	11.1%	22.4%	13.3%
Exercise w/ Equipment	25.2%	23.5%	19.9%	18.7%
Exercise Walking	37.8%	36.1%	36.0%	29.5%
Running/Jogging	12.8%	13.4%	19.8%	12.7%
Volleyball	4.1%	4.5%	5.7%	3.7%
Weight Lifting	14.3%	14.0%	13.7%	11.6%

Primary Service Part: The unique participation percentage developed for the primary service area.

National Rate: The national percentage of individuals who participate in the given activity.

African American Rate: The percentage of African Americans who participate in the given activity.

Hispanic Rate: The percentage of Hispanics who participate in the given activity.

Summary of Sports Participation: The following chart summarizes participation in various sports and leisure activities utilizing information from the 2008 National Sporting Goods Association survey.

Table P – Sports Participation Summary

Sport	Nat'l Rank ²	Nat'l Participation (in millions)	Primary Service Rank	Primary Service % Participation
Exercise Walking	1	96.6	1	37.8%
Exercising w/ Equipment	3	63.0	2	25.2%
Weight Lifting	10	37.5	3	14.3%
Aerobic Exercising	11	36.2	4	13.5%
Running/Jogging	12	35.9	5	12.8%
Basketball	14	29.7	6	10.1%
Volleyball	25	12.2	7	4.1%

Nat'l Rank: Popularity of sport based on national survey.

Nat'l Participation: Percent of population that participate in this sport on national survey.

Primary Service %: Ranking of activities based upon average from Table-M.

Primary Service Rank: The rank of the activity within the primary service area.

² This rank is based upon the 41 activities reported on by NSGA in their 2008 survey instrument.

Comparison of State Statistics with National Statistics: Utilizing information from the National Sporting Goods Association, the following charts illustrate the participation numbers in selected sports in the State of New Hampshire.

State of New Hampshire participation numbers in selected indoor and outdoor sports - As reported by the National Sporting Goods Association in 2008.

Table Q – New Hampshire Participation Rates

Sport	New Hampshire Participation (in thousands)	Age Group	Largest Number
Exercise Walking	413	45-54	45-54
Exercising w/ Equipment	181	25-34	25-34
Weight Lifting	174	25-34	25-34
Aerobic Exercising	111	18-24	25-34
Running/Jogging	11	25-34	25-34
Basketball	35	12-17	12-17
Volleyball	46	12-17	12-17

Participation: The number of people (in thousands) in New Hampshire who participated more than once in the activity in 2008 and are at least 7 years of age.

Age Group: The age group in which the sport is most popular or in other words, where the highest percentage of the age group participates in the activity. (Example: The highest percent of an age group that participates in exercise walking is 55-64.) **This is a national statistic.**

Largest Number: The age group with the highest number of participants. Example: The greatest number of exercise walkers is in the 45-54 age group. (Note: This statistic is driven more by the sheer number of people in the age group than by the popularity of the sport in the age span.) **This is a national statistic.**

New Hampshire sport percentage of participation compared with the population percentage of the United States:

New Hampshire's population represents 0.4% of the population of the United States (based on 2009 estimates from ESRI and the Census Bureau).

Table R – New Hampshire Participation Correlation

Sport	Participation Percentages
Weight Lifting	0.5%
Exercise Walking	0.4%
Volleyball	0.4%
Aerobic Exercising	0.3%
Exercising w/ Equipment	0.3%
Basketball	0.1%
Running/Jogging	0.0%

Note: Sports participation percentages refer to the total percent of the national population that participates in a sport that comes from the State of New Hampshire's population.

Recreation Expenditures Spending Potential Index: In addition to participation in recreation activities ESRI also measures recreation expenditures in a number of different areas and then indexes this against national numbers. The following comparisons are possible.

Table S – Recreation Expenditures Spending Potential Index

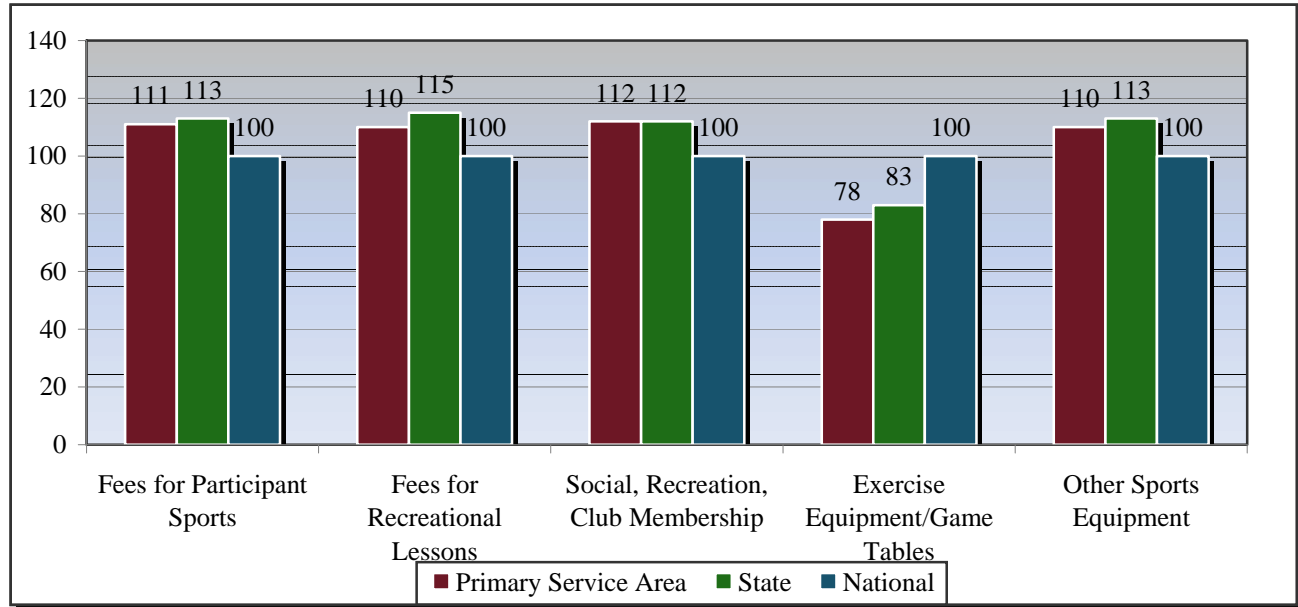
Primary Service Area	SPI	Average Spent
Fees for Participant Sports	111	\$122.65
Fees for Recreational Lessons	110	\$144.27
Social, Recreation, Club Membership	112	\$191.16
Exercise Equipment/Game Tables	78	\$77.94
Other Sports Equipment	110	\$11.98

State of New Hampshire	SPI	Average Spent
Fees for Participant Sports	113	\$125.39
Fees for Recreational Lessons	115	\$149.63
Social, Recreation, Club Membership	112	\$191.54
Exercise Equipment/Game Tables	83	\$82.53
Other Sports Equipment	113	\$12.36

Average Amount Spent: The average amount spent for the service or item in a year.

SPI: Spending potential index as compared to the national number of 100.

Chart J – Recreation Spending Potential Index



The SPI index indicates that in all areas the rate of spending is higher than the state average and the National Spending Potential Index (SPI) of 100. This information is very important when determining a price point for activities and cost recovery philosophy.

City of Portsmouth Comprehensive Recreation Needs Study

Below are listed those sports activities that would often take place either in a community recreation facility, or in close proximity to, and the percentage of growth or decline that each has experienced nationally over the last 10 years (1998-2008).

Table T – National Activity Trend (in millions)

Sport/Activity	1998 Participation	2008 Participation	Percent Change
Skateboarding	5.8	9.8	69.0%
Weight Lifting	22.8	37.5	64.5%
Running/Jogging	22.5	35.9	59.6%
Work-Out at Club	26.5	39.3	48.3%
Aerobic Exercising	25.8	36.2	40.3%
Exercising w/ Equipment	46.1	63.0	36.7%
Exercise Walking	77.6	96.6	24.5%
Soccer	13.2	15.5	17.4%
Tennis	11.2	12.6	12.5%
Swimming	58.2	63.3	8.8%
Basketball	29.4	29.7	1.0%
Billiards/Pool	32.3	31.7	-1.9%
Baseball	15.9	15.2	-4.4%
Hockey (ice)	2.1	1.9	-9.5%
Volleyball	14.8	12.2	-17.6%
Softball	15.6	12.8	-17.9%

1998 Participation: The number of participants per year in the activity (in millions) in the United States.

2008 Participation: The number of participants per year in the activity (in millions) in the United States.

Percent Change: The percent change in the level of participation from 1998 to 2008.

RECREATION CENTER TRENDS

Due to the increasing recreational demands there has been a shortage in most communities of the following spaces.

- Gymnasiums
- Pools (especially leisure pools)
- Weight/cardiovascular equipment areas
- Indoor running/walking tracks
- Meeting/multipurpose (general program) space
- Senior's program space
- Pre-school and youth space
- Teen use areas

As a result, many communities have attempted to include these amenities in public community recreation centers. Leisure pools (with slides and interactive water features) that appeal to younger swimmers and non-swimmers as well as families and seniors have become extremely popular and are being built in conjunction with or instead of conventional pools. Weight/cardiovascular space is also in high demand and provides a facility with the potential to generate significant revenues (along with the leisure pool). Gyms, due to their flexibility and versatility are needed for both youth and adult activities.

The success of most community recreation centers is dependent on meeting the recreational needs of a variety of individuals. The fastest growing segment of society is the senior population and meeting the needs of this group is especially important now and will only grow more so in the coming years. Indoor walking tracks, exercise areas, pools and classroom spaces are important to this age group. Marketing to the younger more active senior is paramount, as this age group has the free time available to participate in leisure activities, the desire to remain fit, and more importantly the disposable income to pay for such services.

Youth programming has always been a cornerstone for recreation services and will continue to be so with an increased emphasis on teen needs and providing a deterrent to juvenile crime. With a continuing increase in single parent households and two working parent families, the needs of school age children for before and after school child care continues to grow as does the need for preschool programming.

The ever increasing demand for programming has put a real squeeze on the number of indoor recreation facilities that are available. Recreation has historically utilized school facilities during non-school hours for its programs and services. However, the limits of using school facilities, the growth in school sports, and the lack of daytime program space has pushed communities to build separate recreation centers or partner with schools to enlarge facilities. Even with these new centers, use of school buildings has continued to be strong and has allowed for the growth in programs and services.

As more and more communities attempt to develop community recreation centers the issues of competition with other providers in the market area have inevitably been raised. The loudest objections have come from the private health club market and their industry voice IHRSA. The private sector has vigorously contended that public facilities unfairly compete with them in the market and have spent considerable resources attempting to derail public projects. However, the reality is that in most markets where public community recreation centers have been built, the private sector has not been adversely affected and in fact in many cases has continued to grow. This is due in large part to the fact that public and private providers serve markedly different markets. One of the other issues of competition comes from the non-profit sector (primarily YMCA's but also JCC's, and others), where the market is much closer to that of the public

providers. While not as vociferous as the private providers, the non-profits have also often expressed concern over public community recreation centers. What has resulted from this is a strong growth in the number of partnerships that have occurred between the public and non-profit sector in an attempt to bring the best recreation amenities to a community.

COMMUNITY RECREATION CENTER BENCHMARKS

Based on market research conducted by Ballard*King and Associates at community recreation centers across the United States, the following represents the basic benchmarks.

- The majority of community recreation centers that are being built today are between 65,000 and 75,000 square feet. Most centers include three primary components A) A pool area usually with competitive and leisure amenities, B) Multipurpose gymnasium space, and C) Weight/cardiovascular equipment area. In addition, most centers also have group exercise rooms, drop-in childcare, and classroom and/or community spaces.
- For most centers to have an opportunity to cover all operating expenses with revenues, they must have a service population of at least 50,000 and an aggressive fee structure.
- Most centers that are between 65,000 and 75,000 square feet have an operating budget of between \$1,500,000 and \$1,800,000 annually. Nearly 65% of the operating costs are from personnel services, followed by approximately 25% for contractual services, 8% for commodities, and 2% for capital replacement.
- For centers that serve a more urban population and have a market driven fee structure, they should be able to recover 70% to 100% of operating expenses. For centers in more rural

areas the recovery rate is generally 50% to 75%. Facilities that can consistently cover all of their operating expenses with revenues are rare. The first true benchmark year of operation does not occur until the third full year of operation.

- The majority of centers of the size noted (and in an urban environment) above average daily paid attendance of 800 to as much as 1,000 per day. These centers will also typically sell between 800 and 1,500 annual passes (depending on the fee structure and marketing program).
- It is common for most centers to have a three-tiered fee structure that offers daily, extended visit (usually punch cards) passes, and annual passes. In urban areas it is common to have resident and non-resident fees. Non-resident rates can cost 25% to 50% higher than the resident rate and are usually a topic of discussion amongst elected officials. Daily rates for residents average between \$3.00 and \$6.00 for adults, \$3.00 and \$4.00 for youth and the same for seniors. Annual rates for residents average between \$200 and \$300 for adults, and \$100 and \$200 for youth and seniors. Family annual passes tend to be heavily discounted and run between \$350 and \$800.
- Most centers are open an average of 100-105 hours a week, with weekday hours being 5:00am to 10:00pm, Saturdays 8:00am to 8:00pm and Sundays from noon to 8:00pm. Often hours are shorter during the summer months.

Note: These statistics vary by regions of the country.

MARKET ORIENTATION

Based on the demographic makeup of the service areas and the trends in indoor recreation amenities, there are specific market areas that need to be addressed with such community facilities. These include:

General:

- 1. Drop-in recreation activities** - Critical to the basic operation of any community recreation center is the availability of the facility for drop-in use by the general public. This requires components that support drop-in use and the careful scheduling of programs and activities to ensure that they do not dominate the center and exclude the drop-in user. The sale of annual passes and daily admissions, potential strong revenue sources for a center, requires a priority for drop-in use.
- 2. Instructional programming** - The other major component of a community recreation center's operation is a full slate of programs in a variety of disciplines. The center should provide instruction for a broad based group of users in a number of program areas. The primary emphasis should be on teaching basic skills with a secondary concern for specialized or advanced instruction.
- 3. Special events** - There should be a market for special events including kid's birthday parties, community organization functions, sports tournaments and other special activities. The development of this market will aid significantly in the generation of additional revenues and these events can often be planned for before or after regular operating hours or during slow use times of the year. Care should be taken to ensure that special events do not adversely impact the everyday operations of the center.
- 4. Community rentals** - Another aspect of a center's operation is providing space for rentals by civic groups or organizations as well as the general public. Gyms and multi-purpose rooms can be used as a large community gathering space and can host a variety of events from seminars, parties, receptions, arts and crafts sales and other events. It is important that a well-defined rental fee package is developed and the fee schedule followed closely. Rentals should not be done at the expense of drop-in use or programming in the center.
- 5. Social welfare programs** - An emerging area for many centers is the use of space for social service activities and programs. Special population activities, teen assistance programs, childcare and other similar uses are now common in many facilities.

MARKET SEGMENT ANALYSIS

1. **Families** - Within most markets an orientation towards family activities is essential. The ability to have family members of different ages participate in a variety of activities together or individually is the challenge.
2. **Pre-school children** - The needs of pre-school age children need to be met with a variety of activities and programs designed for their use. From drop-in childcare to specialized pre-school classes, a number of such programs can be developed. Interactive programming involving parents and toddlers can also be beneficial. It is significant that this market usually is active during the mid morning time frame, providing an important clientele to the facility during an otherwise slow period of the day. For parents with small children who wish to participate in their own activities, babysitting services are often necessary during the morning and early evening time slots.
3. **School age youth** - Recreation programming has tended to concentrate on this market segment and this age group should be emphasized at a center as well. This group requires a wide variety of programs and activities that are available after school or during weekend hours. Instructional programs and competitive sports programs are especially popular, as well as drop-in use of the facility.
4. **Teens** - A major focus of many community recreation center projects is on meeting the needs of teenagers in the community. There is a great debate among recreation providers throughout the country on how to best provide recreation programming for this age group. Some believe that dedicated teen space is required to meet their needs while others find that it is the activities and approach that is more important. Serving the needs of this age group will often require the use of many areas of the center at certain "teen" times of use.
5. **Seniors** - As the population of the United States and the service area continues to age, continuing to meet the needs of an older senior population will be essential. As has been noted, a more active and physically oriented senior is now demanding services to ensure their continued health. Aqua exercise, lap swimming, weight training and cardiovascular conditioning have proven to be popular with this age group. Again, the fact that this market segment will usually utilize a facility during the slower use times of early to mid-day also is appealing. Providing services for this age group should be more of a function of time than space.
6. **Business/corporate** - This market has a variety of needs from fitness/wellness and instruction, to recreation and social. The more amenities and services that can be offered at one location the more appeal there is to this market segment.
7. **Special needs population** - This is a secondary market, but with the A.D.A. requirements and the existence of a number of recreation components, the amenities will be present to develop programs for this population segment. Association with health care providers and/or other social service agencies will be necessary to fully reach this market.
8. **Special interest groups** - This is a market that needs to be explored to determine the use potential from a variety of groups. These could include school functions, social service organizations and adult and youth sports teams. While the needs of these groups can be great, their demands on a center can often be incompatible with the overall mission of the facility. Care must be taken to ensure that special interest groups are not allowed to dictate use patterns for the center.

CITY OF PORTSMOUTH RECREATION NEEDS ASSESSMENT AND MARKET CONCLUSION

Below are listed some of the market opportunities and challenges that exist with the City of Portsmouth's indoor recreation facilities.

Opportunities

- The City of Portsmouth currently has four indoor recreation facilities that are geographically spread throughout the city. This increases capital maintenance costs and the negatively impacts the cost of operation, while limiting the revenue potential at each location. Consolidation of indoor recreation facilities into a single facility will be more cost effective for the City.
- Recreation programs are not able to expand and grow due to facility limitations. Intergenerational programs as well as family based activities are difficult to offer in the current facilities. Cross marketing opportunities are also greatly inhibited.
- There is an ever increasing demand for recreation programs and services in the area. The existing City facilities cannot adequately service this need.
- The City already serves as a regional provider of recreation services and the development of a single, regionally focused recreation center will further enhance this situation. It will also allow for increased usage and revenue from non-residents as well as partnerships to possibly be formed with other communities and providers.
- The City's existing indoor recreation facilities have significant use limitations due to their layout and design and also have extensive capital improvement needs.
- Specific recreation facility concerns are:
 - Spinnaker Point Adult Recreation Center – This facility is not owned by the City making the investment of significant public capital improvement dollars unwise. The requirement for adult usage only severely limits the programming and use capabilities of the center and the lack of non-resident memberships does not allow the facility to have a regional draw. The building does have multiple recreation amenities under the same roof (pool, gym, track, and fitness) which creates a broader range of interest. The site itself is limited and does not allow for any significant facility expansion and parking will also be an issue. For the near future the facility can serve an important role in the community but should not be counted on as a long term solution to the indoor recreation needs of the area.
 - Greenleaf Recreation Center – This center is limited in size and has been altered from its original uses to function as a recreation center. With limited market appeal, and a building that is in need of significant upgrades, this center should not be seen as a viable recreation center in the near future.
 - Connie Bean Community Center – Despite its presence in the downtown area, this building is no longer in good enough physical condition to serve as a public recreation center. A significant

portion of the structure is no longer useable and there is an extreme shortage of parking. The City should move its recreation operations out of this building as soon as possible.

- Portsmouth Indoor Pool – This facility suffers from a number of factors including a need for extensive capital improvements. A stand alone, indoor, flat water (no recreational or fun features) aquatic center will almost never be cost effective to operate and will require large, on-going, annual subsidies. The pool currently has a limited market appeal to recreational swimmers and as a result has a relatively narrow focused user group. The City should be careful about investing significant capital dollars to ensure long term operations without first determining if a new pool can be integrated with other indoor recreation amenities (either existing or new).
- There are very limited, public based, indoor recreation facilities within the immediate Portsmouth market area.
- The need for additional indoor recreation spaces has been identified by the public through the stakeholder sessions and community meetings.
- Combining City/school recreation/sports facilities is a viable approach to meeting the needs of both entities as long as the needs of both groups can be met without compromising one over the other.
- Despite the presence of a number of other providers in the market, the fact that a new comprehensive recreation center would primarily replace existing City facilities, would limit its impact on the local market.
- There are opportunities to develop partners with other organizations and providers to develop additional indoor recreation facilities. Possible partnerships include other communities, non-profits (New Heights, YMCA, etc.), the private sector, and hospital/wellness providers.
- A new, comprehensive indoor recreation center should be able to significantly reduce the current operational subsidy level that the City is obligated to pay to keep the existing four recreation facilities open. This assumes that the existing facilities will be closed when a new center opens. It is even possible that a new center maybe able to cover its entire cost of operation through fees generated by the facility.
- An indoor recreation center improves the quality of life in a community and often serves as an economic development engine.

Challenges

- The population is older with a higher median household income level but a high cost of living. These demographic characteristics will impact the support and use of an indoor public community recreation facility.
- There are a number of existing sports, fitness and recreation facilities in the greater Portsmouth area who may oppose the development of a new public recreation center.
- Finding an appropriate site to support a significant indoor recreation facility will be a challenge. A central location that allows for easy access for people throughout the Portsmouth region is essential as is a location that is large enough to provide not only for the building itself but also for adequate parking. Ideally a site that allows for both the recreation center and outdoor playing fields to be located together should be found.

- Developing a recreation center that has a strong regional focus and appeal will require partnerships from other organizations in the area. Establishing true equity partnerships will be difficult.
- Funding not only the development but the operation of an indoor recreation center will have to be clearly defined. It should be expected that the center will still operate at a financial deficit every year.
- With the financial constraints facing the City and the fact that many of the City's existing indoor recreation facilities are in need of significant capital improvements, timing for the development of any new facilities will be difficult to match up with possible closures of existing facilities.

Project Direction

Based on the information gathered from the study, the following is the recommended direction for indoor recreation facilities in Portsmouth.

- **Step 1**
 - Close Connie Bean Community Center and Greenleaf Recreation Center.
 - Replace with a new gym as part of the new Portsmouth Middle School project.
 - It is recognized that the new gym is not a total replacement for the closure of the two facilities but with a direct connection to the school's gyms and other amenities there should be the ability to better utilize community resources for recreation. It should be noted that this concept of combining public recreation facilities with schools has worked successfully across the country including Medina, Ohio; Clayton, Missouri; and Clearfield, Utah.
 - Ideally the closure of the two facilities should not occur until the new middle school and community gym is completed.
- **Step 2**
 - Determine the future role of the existing Portsmouth Indoor Pool.
 - In an effort to keep the pool open, user fees should be increased by 10% to 20% across the board and additional aquatic programming added to the center (if possible) to help reduce the current operating subsidy. However, this will only have a small impact on the overall operational shortfall.
 - An extensive capital investment should not be made in this facility unless the City is committed to keeping the pool open for at least another 10 years and is willing to continue to subsidize the operation of the pool at a high level.
 - If the pool has to be closed, the City will need to work with other local aquatic facilities (primarily the YMCA) to move as many programs and services as possible. The City may

need to provide a small level of operational funding to ensure that the aquatic needs of the community are being adequately met.

- A new stand alone indoor aquatic center should not be constructed by the City as it will never be cost effective to operate.
 - A new indoor aquatic center should be developed with other active use indoor spaces such as fitness areas, indoor track, and gym.
 - An indoor aquatic center to be operationally cost effective will need to have not only a conventional 6 to 8 lane by 25 yard pool but also a leisure pool to attract the recreational swimmer. It is significant that no such indoor pool currently exists in the Portsmouth market.
 - If there is not the financial means to develop a City owned and operated indoor aquatic center then developing a partnership with other organizations such as the YMCA to improve or add aquatic features should be studied.
- Modify the current lease on the Spinnaker Point Adult Center to allow for individuals of all ages to use the facility. Non-residents should also be permitted to purchase annual memberships. Concerns of possible overuse can be controlled through limiting the number of non-resident memberships that are sold.
 - Recognize that Spinnaker Point Adult Center is not a viable long range solution to the indoor recreation needs of the community.
 - The City does not own the building and has 20 years or less remaining on the current lease.
 - There are a considerable number of physical improvements that are needed to the building. Extensive renovations or improvements should not be made unless the City intends to extend the lease.
 - The amenities in the building are not well laid out to effectively and efficiently operate the building and deliver recreation services.
 - Site limitations and parking concerns do not allow this facility to be expanded in a significant way.
- **Step 3**
 - Develop a new multigenerational public recreation center with a strong regional focus in Portsmouth. It is recognized that this step could be well into the future (5 plus years).
 - Close all other public indoor recreation facilities (Spinnaker Point and the Portsmouth Indoor Pool) but continue to operate the Pierce Island Outdoor Pool and the community gym in the middle school.

- While the new center will require substantial capital to develop, there should be a substantial operational savings from the current level of funding required to operate the existing four facilities. It is possible that a new center with the right components and fee structure will be able to cover its total cost of operation.
- Even with the development of a new comprehensive recreation center there will still be strong use of school facilities for recreation purposes.
- Since this will be a regionally based recreation center having a site that allows easy access for outlying communities will be essential. The site will have to be large enough to accommodate the planned facility, possible future phases, the required parking, and ideally outdoor playing fields.
- Possible key components in a new multigenerational recreation center could include:
 - Aquatic center with competitive and leisure pools
 - Fitness area with weight/cardio space and group exercise room(s)
 - Gymnasium
 - Indoor track
 - Community rooms that can be used by use for meetings, rentals and a variety of recreation programs.
 - Youth activities area
- It is clear that this project will require partnerships. It should be expected that multiple partnerships will be necessary. Partnerships can be categorized into three possible levels.
 - Primary or Equity Project Partners – These would be the main partners in the project who have the most interest, the ability to fund, and a willingness to be a part of the development and operation of the facility.
 - Seacoast Family YMCA
 - Other communities
 - Hospital or health care organization
 - Other non-profits or foundations
 - Secondary Project Partners – These organizations have a direct interest in the project but not to the same level as a primary partner. Capital funding for the project is unlikely but there can be some assistance with program and service delivery.
 - Other communities
 - Private recreation providers
 - Non-profits
 - Support Partners – These organizations support the development of a Portsmouth Recreation Center but would see limited to no direct involvement in the development or operation of the center.
 - Sports organizations
 - Community based organizations
 - Business and corporate community

- Funding the capital construction of the center will be a major hurdle. It is highly likely that multiple funding sources will need to be utilized for the project. Some basic options include:
 - City taxes
 - Larger taxing district
 - Partnerships
 - Fundraising
 - Grants and endowments
 - Naming rights and sponsorships

- To begin the planning for a multigenerational public recreation center in Portsmouth a comprehensive feasibility study will need to be conducted.

Facilities – Facility Recommendations

The following section of the report is divided into two components:

- 1) A comprehensive report on the City of Portsmouth Indoor Pool Facility, including existing condition summary, needs assessment, short term recommendations, and a long term future aquatic program vision.
- 2) A long term recreation facility planning recommendation for a single comprehensive indoor recreation facility including a recreation aquatics program, youth, teen and adult fitness space and programs, and a summary of similar sized community facilities.

Facilities – Facility Recommendations

The following section of the report is divided into two components:

- 1) A comprehensive report on the City of Portsmouth Indoor Pool Facility, including existing condition summary, needs assessment, short term recommendations, and a long term future aquatic program vision.
- 2) A long term recreation facility planning recommendation for a single comprehensive indoor recreation facility including a recreation aquatics program, youth, teen and adult fitness space and programs, and a summary of similar sized community facilities.

Facilities – Facility Recommendations

Portsmouth Indoor Pool – Natatorium Facility Evaluation

EXECUTIVE SUMMARY

The purpose of this evaluation and report is to examine the existing conditions of the pool with regard to swimming pool structure, interior finishes, mechanical room or plumbing systems condition and updates for maintenance and operational programs

The basis of understanding for this evaluation was that the City of Portsmouth is verifying the present condition and ensuring that reviewed systems are being maintained and to assess the future maintenance life cycle expenses or issues to the existing pool. This study is a component of a comprehensive review of all recreational facilities.

The report finds that over all the indoor pool is in fair working order but has outperformed the normal operational service life of many similar facilities. Current maintenance practices have allowed the pool to continue to operate despite the age, physical and programming limits of the existing facility. The aluminum structure was lined with a PVC lining system and the interior gutter coated to add service life. The original aluminum inlet recirculation lines were replaced. In general, the facility suffers from a moderate degree of overly deferred maintenance upgrades and overly delayed capital improvement investment. Opportunities exist for reducing annual operations costs through modernization of equipment, installation of more energy efficient heating and humidification systems, and integration of sustainable design energy and operations systems. However, given that a scheduled capital investment program for annual improvements on a system by system basis was not implemented previously, it may be economically infeasible to make large scale system changes and upgrades at this time, without a commitment to long term operation for investment pay-back. It is important to note that the facility will always be economically limited, involving a significant municipal subsidy per user, due to the limited potential for expanded programming and integration with other indoor recreation programs.

The swimming pool is currently used for lap swimming and diving, swim training, learn to swim classes and fitness programmatic activities. The pool was state of art when it was initially installed, but has fallen behind in design and programming expectations, as compared to typical contemporary aquatic facilities. Staff and management efforts have been made to maintain the greatest operational efficiency and serve the evolving expectations for contemporary fitness and multi-generational programming.

OBSERVATIONS OF THE EXISTING AQUATIC CONDITIONS

- .1 Pool finishes
- .2 Gutter system and surge area
- .3 Piping and recirculation system
- .4 Filtration systems
- .5 Pool water heating equipment
- .6 Chemical feed and control system
- .7 Pool Structure
- .8 Decks and Deck equipment
- .9 Review areas of potential corrosion in the metal parts of the natatorium

FACILITY EVALUATION

The intent of this aquatic facility evaluation is to determine the present condition of the lap/program pool and whirlpool located at the Portsmouth Indoor Swimming Pool, outline further areas of investigation and recommend repairs or other appropriate recommendations. The investigation included interviews with present operational and maintenance staff members, visual examination of the pool including the examination of the mechanical facilities, pool structure for the indoor pool in a full and operating condition, recirculation system, filters, chemical feed and control systems, deck areas and deck equipment. During the facility visit on June 16, 2009 with the recreational review team and various members of the Portsmouth Operational Staff we learned that there had been some concern about the pool mechanical systems and the long term natatorium structural components.

This report provides a summary of the existing aquatic systems currently located at the facility. The facility evaluation will be reported in the following format:

GENERAL AQUATIC ISSUES

- A. Natatorium
- B. Lap/Program Pool
- C. Whirlpool Spa

GENERAL MECHANICAL ROOM ISSUES

A. Pool Mechanical Room

GENERAL OBSERVATIONS

The indoor facility consists of one competition/program pool of a 25 yard configuration. The Competition/program pool has 6 lanes in a 25 yard main course with a deep end portion with 1 diving board. The swimming pool interior finish is a PVC lining system. The pool is surrounded by a red colored coated deck which is generally in good condition that has some areas that do not drain properly. The pool was operating at the time of the evaluation. Review of the mechanical room illustrated that it was in moderate condition and that the maintenance staff has been trained and operates the facility using appropriate judgment for operating the sanitation and filtration systems.

The pool lining system is somewhat faded which is normal for this PVC lining type. There is a concern about the adhesion of the lining at the gutter level and especially on entry walk zones.

The translucent roof/ceiling has been covered over on the north side due to extreme leaking. There are areas that continue to leak and there will be eventual failure if the pool roof is not replaced at some time.

It also appeared that there has been some significant corrosion occurring to the entire structure. This is often observed in facilities that do not appropriately operate the building HVAC system or a facility that does not have a properly designed HVAC system.

DETAILED OBSERVATIONS

GENERAL AQUATIC ISSUES

A. Natatorium

1. The natatorium appears to be well maintained from an organizational, cleanliness and maintenance perspective.
2. The deck drainage around the pool and at the diving board side of the pool does not function in a code compliant manner.
3. The translucent ceiling should be repaired to provide a clean finish appearance.

4. The No Diving and Depth Marker signage is not compliant with the Health Departments Regulations.
5. The Dehumidification and HVAC system for the room is not to the standard in the industry.
6. There is corrosion around the lintels of the natatorium windows. This should be investigated to determine if this is a transference issue or an air quality issue and repaired appropriately.

B. Lap/Program Pool

1. The interior finish of the pool is a PVC lining system that was installed many years ago. This lining system has been well cared for but is beginning to show its age. There are areas where the lining system is being secured with PVC strips. I would suggest that the lining system be removed the pool structure evaluated and then a new lining system installed in the pool and gutter system.
2. The diving board water depths need to be confirmed to ensure the depths are compliant with health code requirements and standards of the industry.
3. The diving board hardware should be replaced due to corrosion damage if the diving board is to remain operational.

GENERAL MECHANICAL ROOM ISSUES

A. Pool Mechanical Room

1. The filter/balance tank has been recoated with epoxy several times and appears to be in operational condition considering its service age. This open tank does create humidity levels in the room that will shorten the service life of the other equipment in the room. Some type of cover should be placed over this open tank to reduce the evaporative loss.
2. One of the operational gauges should be replacing for clearer understanding of system operations. This would include: flow meter, influent and effluent gauges.
3. To extend filter runs and energy conservation, consideration should be given to using a slurry feed system to introduce filter media into tank. This could extend filter run times.
4. When the filter vessel reaches the end of its service life a regenerative media filter should be considered for spatial and conservation requirements.

CONCLUSIONS AND RECCOMENDATIONS

The Portsmouth Indoor Swimming Pool Natatorium was an extremely leading edge design when it was constructed. This facility has been adequately maintained and some of the innovative measures used to keep the facility operating are very ingenious. It appears that at some time there were some maintenance short falls and there seems to be several deferred maintenance items. In order to further extend the service life and provide the best user experience for any remaining operational time, the following recommendations should be followed:

1. Immediately repair or replace damaged building structural components and roofing.
2. Repair or replace PVC lining system.
3. Replace pool and whirlpool circulation systems and sanitation system.
4. Provide supplemental UV sanitation system .
5. Replace building HVAC and distribution system.
6. Develop an annual budget for maintenance and repair.

An analysis of how long this facility will be in operation, pending near term full replacement, and a reasonable schedule of investment, if warranted, should be analyzed and capital investment made as appropriate, based on that analysis of operational expectations versus return on investment.

AQUATIC PROGRAM FUTURE VISION

During the presentations and meetings, the need for a community aquatic center was overwhelming positive. A community aquatic center is an amenity that helps to weave the threads of a community and enhance the quality of life, family, togetherness, and wellness of its residents. It serves a multi-generational public including seniors, parents, teenagers, young children, toddlers, and infants. There is recreational value that meets the needs of each demographic in a community.

The Aquatic Center responds to the very basic needs and interests of the consumer. Aquatic facilities due to the broad appeal to communities for educational needs, fitness and recreational represent one factor in a complex interdependent relationship of factors that determine the quality of life a community offers to its citizens. Its emphasis is based upon the premise that the swimming pool visitor is primarily interested in a quality leisure experience that includes high entertainment and social values. The right blend of entertainment, along with the traditional aquatic requirements of competitive swimming, exercise and fitness, has proven successful for communities of all sizes.

Consensus has shown that it was necessary to provide an aquatic center that appeals to a broad spectrum of users rather than serving just a specific user group. The design team discussed the versatility of various components to help provide the City with a facility that is multi-generational and used by the entire community. This provides a better opportunity for a steady income stream for the facility

Providing the greatest amount of programming opportunities for the users in the available space and in the City's budget is the optimal plan. The design team encouraged the City and representatives of potential user groups to think outside the box during programming.

INTERGENERATIONAL AQUATIC USEAGE

Definition: Play /pleɪ/ :to engage in (*a game, pastime, etc.*)

Play is a dynamic process that develops and changes as humans grow and evolve. The simple act of play actually becomes increasingly more varied and complex. It is an essential and integral part of a child's development and physical growth. The demands on today's children are much different from previous generations and

consequently there is less play time in their lives. It is our responsibility as “professionals of fun” to understand this important lifelong skill and how to integrate play into our designs, facilities, and programming.

Youth at Risk

Watch the news. “Studies show early signs of heart disease found in US children. One in seven school aged children has three or more risk factors predisposing them to deadly cardiovascular conditions. 65% of all children 10 to 18 years cannot pass a minimum standard of fitness. One out of every four teenagers is dangerously overweight!” Additionally, drowning remains the second-leading cause of unintentional injury-related death for children ages 1 to 14 years, according to the U.S. Centers for Disease Control and Prevention. This is largely due to a lack of access to recreational water activities.

We continuously preach exercise, but how do we “force” children to exercise? Perhaps we simply make it more fun. Humans have a natural affinity to water and it is associated with fun in many instances; bubble baths, open fire hydrants on a hot day, running through the sprinkler, and spending time at the lake or the ocean. This may account for census results that have proven swimming is only second to walking over all other recreation activities.

In order to understand what aquatic trends will become popular and how to design for multi-generational programming we must first look at the fundamentals and benefits of play, what motivates an individual to participate, and how each age group plays in the water.

Physical development

Swimming can improve strength, balance and improve flexibility. It provides an aerobic benefit that is relatively injury free in comparison to other sports. “The water’s unique properties allow the pool to provide an environment for people of all abilities” states the Aquatic Exercise Association. “Buoyancy creates a reduced impact exercise alternative that is easy on the joints, while the water’s resistance challenges all the muscles. Water lends itself to a well-balanced workout that improves all major components of physical fitness- aerobic training, muscular strength and endurance, flexibility and body composition.” It is also a sport that can be a lifetime activity; participants may be 1 or 101 years old.

Social development

Through social play children, and adults, learn to cooperate and appreciate the importance of taking others' needs and feelings into account. Playing together fosters awareness and understanding of a variety of values and attitudes. These great strides in development all happen while the person is laughing and establishing friendships; while they are having fun. Water is a safe sport for children of all ages and proficiency levels. Learn to swim and aqua classes can be socially enjoyable while at the same time provide fitness benefits.

Psychological and emotional development

A water sport promotes fitness and cultivates a positive attitude. An accomplishment of finally mastering the back float or competing in a swim meet can help to increase self esteem. Spend some time at a pool and count the times you hear "Watch me mom!" Playing in the water promotes increased energy levels and promotes children to strive for physical achievement.

Water is iconic to stress relief; soothing waterfalls, gentle rains, calm waters. Swimming forces you to regulate breathing and allows more oxygen to flow into muscles. The warm water of a wellness pool or whirlpool can help to calm nerves, stimulate cardiovascular circulation, and soothe the mind and body.

Age Groups – How They Play

Each age group plays and responds differently to areas of the pool and its amenities. An accomplished aquatic designer understands the "play needs" of each generation and translates this into their pool designs. This ensures that there are multiple options for everyone to engage users at the pool.

Understanding the needs for multiple programming spaces is another design consideration often overlooked by an inexperienced team. Knowing what areas can double as teaching spaces, training areas and recreational swim/buy outs and rentals, while still meeting guest's needs is an acquired skill. For example, current channels or lazy rivers can be used for resistance or assistive walking classes during one time of the day and can then be used as a recreational river to serve another group. Warm water wellness pools provide a place for therapy and rehabilitation but also present adequate and appropriate depth and temperature for learn-to-swim lessons.

Ultimately, it is important to provide a safe environment for any type of play, especially in the water. Supervision is imperative in any type of design. Understanding how these facilities operate help the design team to properly place offices, observation and seating areas for easy maintenance and safety.

0 to 3 Years

Concentrating on their own needs, infants play alone while toddlers will play side by side. They engage in activities that stimulate their senses. Playing involves physical activity and it is closely related to the development and refinement of a child's motor skills and coordination process. Infants intuitively prefer high contrast edges and patterns and respond best to primary colors. The interactive play structures available today address to this theory and are popular within this age group. Modest sized water spray features initiate the quest for interacting with water in motion and stimulates rudimentary fantasy play. Infants respond visually and smaller toddlers will approach and interact.

Many babies learn to swim before they walk because of the buoyancy they encounter in the water. Infant and toddler swim classes are also often the first social experience outside of the home. The zero depth edge of the pool presents a gradual, non-threatening entrance into warm water. Aquatic classes in the leisure and shallow water pools such as splash time and parent and tot classes are popular amongst this age group.

3-5 Years

This age group plays in small groups, uses props, pretend plays and does it passionately with no absolute goals in mind. Blissful. Individually they are building confidence and socially they are learning to share and cooperate. In the water they respond to interactive play including small dumping buckets, floatables and children's slides. Slides that accommodate several children at once are timeless. The 3-year-old initially rides with the assistance of a parent, as they become more daring they go down in pairs holding hands, and eventually they are racing their peers down the same slide.

Aquatic lessons should be fun and kept to smaller numbers, say five children per class. In the pre-school level skills will range from kicking their feet at the edge of the pool to swimming up to 25 yards on their front and back.

5 to 8 Years

At this age kids begin to play formal and informal games with their peers. There may be a winner, per se, or just the common goal of accomplishing a task (e.g. hopscotch). This play helps them to refine their social skills and understand cooperation, teamwork and competition. Role playing is popular amongst this age group and imitating their role models is a popular pastime (playing house). Providing a multi-level play structures with props such as ropes, ladders, cubby spaces, and interactive play will encourage their imagination.

It is imperative to a child of this age to be challenged and be provided the opportunity to demonstrate their talents and abilities (*"Watch me dad!"*). The leisure, activity pools and lazy rivers facilitate this type of play. It takes courage to ride the flume slide for the first time, engage in a game of water basketball, or hold your best friend's hand down the adventure channel and navigate an inflatable obstacle course.

Aquatic programming begins to take the form of children's masters and diving classes. Students begin to build upon their learned abilities moving onto the next level in their swimming abilities. It is still important to continue to offer learn-to-swim classes, especially in underserved populations where children have not had the benefit of aquatic recreation.

8 to 13 Years

At this age we become more organized and structured. Achievement becomes more important and we are starting to set goals and milestones for ourselves. The activity pool, with deeper water, provides the challenging environment. Flume slides, mat racer slides, activity pools, floatables, net walks, water basketball, aqua climbing walls, surf simulators, rope swings, etc. The more exciting and challenging the more appealing the activity becomes. Studies also show that playing can enhance the learning process - the more physical the play— moving, stretching, and resistive – the better.

Programming includes junior lifeguarding, advanced swimming and diving. These help to build endurance, strength, speed and increase overall fitness levels. An activity night or designated swim night with peers is attractive as this age group is beginning to thrive socially outside the family unit.

Teens

It is common knowledge that during our teenage years our socialization moves from our families to our peer groups. We channel our energy (fun) into specialized clubs, youth groups, volunteer activities, and team sports. The complexity has moved from blissful play to that of self awareness and social standing.

In addition to the entertainment value of the challenging environments of their previous peer group, teenagers desire separate social spaces. This often difficult-to-please demographics do not want to always hang out with mom and dad. An aquatic craze among those participants is the “Teen Zone”. This is a separate, yet very visible, section of the deck or grass area that is programmed for this specific group. Within their “own space” they can socialize, enjoy popular music, engage in social interactive activities like ‘rock and roll band, guitar hero or others” and just hang out to be social.

Aquatic programming for this age group could include lifeguard and instructor training, and competitive swim groups.

Adults

We have a big lesson to relearn here. Play. Some where along the way we concluded that grown up play is viewed as a weakness and the successful people just work; we need permission to play again. We have just agreed that play is a mind and body integration and social necessity. Play is a relaxed spontaneity that should be embraced, even into adulthood.

Adults should revisit what fun was for them as a child. Many adults that were involved in competitive swim groups are seeking out adult swim master programs. Water exercise, aerobics, water polo, aqua jog and resistance walk programs translate into fun adult programming. Adults have fun on waterslides too.

Parents

The pool is an ideal opportunity for parents of young children to meet like minded people who share common interests. Take a quick scan over the pool area and you will find moms and dads congregating in the zero depth area with their tots. It is also common to find parents floating down the lazy river with a baby or sleeping child strewn across their lap. It is also pretty cool to be able to tell your friends that you beat your dad down the mat racer slide.

Aquatic programming to support the parent network is important; parent/infant, parent/toddler and adult swim classes.

Active Ageing Adults

Swimming is one of the best exercise and social environments available to seniors. It is safe and easy on the body, allowing people to move their bodies without bearing their weight. It is an ideal way for seniors to get in shape and improve their overall well being. For some disabled and seniors, water gives them a sense of freedom as they freely move around in the water.

An aquatic fitness class is a great social outlet for seniors. Warm water lap lanes and wellness pools provide popular warm water activities such as silver sneakers, aqua restore (stay young with water) low impact aqua fitness, aqua walking, and underwater bikes. Vortex and lazy rivers offer assistive walking opportunities and whirlpools and social benches offer social spaces enjoyed by this age group.

Do not forget about the non-aquatic amenities in any age group, let alone seniors. Areas that promote socialization outside of class, a café or comfortable deck seating are ideal. This is an attractive amenity that promotes return guests.

How People Play Together

Multi-generational recreation and fitness provide something for everyone under one roof; swimming is ageless. It is often said that families that play together, stay together. For example, recreational swimming provides seniors occasion to frequent the aquatic facility with their children and grandchildren. Teenagers can challenge their younger siblings or parents to a game of basketball in the water. Or we can just relax together floating down the lazy river.

It is interesting to watch the interaction between age groups; best friends, rivals, siblings, parents, and grandparents. This is where a cross over into each area of the pool occurs and where we find a social interaction between generations. Water brings together generations and allows everyone an opportunity to benefit individually and together.

Multi-generational pool amenities

Americans love to swim. The traditional competitive venues are seeing a movement to include leisure components in their facilities. A variety of surveys and studies conducted throughout the nation have provided us with the conclusive evidence of the importance of swimming as a leisure activity. Swimming is now only second to walking as the most popular exercise in the United States, with more than 368 million annual visits to swimming pools. Swimming, however, ranks first among all ages as the most popular recreational activity in the nation.

Combining competitive and leisure components into one facility creates a partnership that includes a full spectrum of activities that compliment each other well. A community aquatic facility is an amenity that helps to weave the threads of a community and enhance the quality of life, family, togetherness, and wellness of its residents. It serves a multi-generational public including seniors, parents, teenagers, young children, toddlers, and infants. There is recreational value that meets the needs of each demographic in a community.

The Aquatic Center responds to the very basic needs and interests of the consumer. Its emphasis is based upon the premise that the swimming pool visitor is primarily interested in a quality leisure experience that includes high entertainment and social values. The right blend of entertainment, along with the traditional aquatic requirements of competitive swimming, exercise and fitness, has proven successful for communities of all sizes.

Pool Type / Program Type Analysis

Competitive Pools

Competitive pools provide swimmers a place to practice and compete, as well as a venue for other water activities. While competitive pools must be rectangular, deeper and cooler than recreational pools, they also can accommodate fitness lap swimming, lifeguard training classes, swim instruction, water polo, synchronized swimming and countless other activities.

The competition pool would have minimum 7'-0" wide lanes for competition. It would be the regulation length for USA Swimming and high school use.

- Lower Use Component
- Extends Program Opportunities
- Competition
- Wellness, Fitness Orientation
- Deep Water Component
- Encourages Local Support

Programming Opportunities:

- Competition Venues
- Aerobics
- Floatables Recreation
- Lap Swimming
- Life Saving
- Diving
- Deep Water Activities
- Swim Lessons
- Facility Rentals

Age Use	None	Limited	Moderate	Excellent
Tots (0-5)	X			
Children/Youth (5-12)			X	
Teens/Young Adults (13-25)			X	X
Adults			X	
Seniors		X		

Leisure / Recreational Pools

Zero depth is probably one of the most popular features of the modern swimming pool. The zero depth entry is a shallow sloped entry that enables users of all ages, abilities and comfort levels to access the pool at their own speed. It is designed with passive and active zones for a graceful entry and shallow water play, respectively. User studies have shown that 47% of guests are in water less than 36". The zero depth area has become a popular area for adults to socialize and play with their young toddlers, while keeping an eye on their older children.

Warm water is another important distinguishing element that is credited to the appeal of leisure pools for recreation, education and fitness use. Water temperatures in the range of 84 to 88 are important for user comfort in these pools and have been a significant contribution in the multi-faceted programs offered for inter-generational appeal.

People enjoy spraying, squirting, bubbling and falling water. The industry has responded with a variety of creative and highly entertaining water features. Participatory or interactive water features are those where a child or adult can actually control the water with various chains, squirt guns, valves etc.

They are designed on a separate pumping system so that they can be turned off during programming and passive use times where spraying water is less desirable.

City Of Portsmouth Comprehensive Recreation Needs Study

- Shallow Water Play
- Family/Youth Orientation
- Safe, Accessible, and Secure
- Interactive Water Play

Programming Opportunities:

- Recreational
- Water Familiarity
- Interactive Activities
- Learn to Swim

Programs	None	Limited	Moderate	Excellent
Recreational				X
Instructional			X	
Wellness/Fitness			X	X
Competitive	X			

Age Use	None	Limited	Moderate	Excellent
Tots (0-5)				X
Children/Youth (5-12)				X
Teens/Young Adults (13-25)			X	
Adults			X	
Seniors			X	X

Waterslides

The popularity of waterslides is obvious evidence of the influence of commercial waterparks on the community aquatic center. Body and tube flume slides are major components of community center pools. Drop, bowl and speed slides offer guests an exciting experience. The quickness of the ride and fast moving lines translate into a higher capacity attraction. The slide is a colorful architectural element that adds thrill and excitement to the facility. The slide plunge pool is also an ideal location to host learn to swim and other programmatic classes when the slide is turned off.

For the younger children and toddlers, many creative kiddie slides are available. Many of them can be incorporated with a facility theme or mascot. One is only limited by their imagination.

- Fun and Exciting!
- High Capacity Feature
- Moving Water
- Multiple Ride Options
- Multiple Experience Levels
- Plunge Pool Programming Opportunities

Programs	N o n e	Limited	Moderate	Excellent
Recreational				X
Instructional			X (plunge pool)	
Wellness/Fitness			X (plunge pool)	
Competitive		X		

Age Use	None	Limited	Moderate	Excellent
Tots (0-5)	X			
Children/Youth (5-12)			X	X
Teens/Young Adults (13-25)				X
Adults				X
Seniors		X		

Vortex / Lazy River

The vortex/lazy river feature in a facility services a multi-programming option. The vortex can be used as a recreational component during one part of the day and as a programmable amenity for exercise and rehabilitation during another part of the day.

Lazy Rivers and vortex channels can offer both passive and active areas. They can serve as an alternative to the high energy areas of the FAC where guests can enjoy a relaxing float through the winding river. The river can also incorporate exciting features with rapids, squirting, dumping and splashing water. The current channel is multipurpose, serving the youth of all ages. In addition to its history as a fun leisure component for all, the current channel today is more often used for the therapeutic benefit of water walking with or against the current.

Water walking, resistive and assistive, free suspension floating, and swimming against the current in channels and vortexes meets all of these physical fitness components. Facilities that have incorporated these amenities into their designs have been able to program their facilities to include water walking, water aerobics, fitness training and adult exercise classes into their programming offerings. It has served as an exceptional wellness and quality of life motivation in reaching segments of the community that are not usually served in the recreational aquatic center environment. It also opens up the facility for use by those who need aquatic exercise the most. Those groups are the senior population, residents with disabilities and those recovering from surgery, illness or injury.

Underwater Bench Seating

Located in 3'- 6" of water, the underwater bench seating area is an ideal location for users to passively enjoy being in the pool. The majority of the bench is free of spraying water so that users can relax and enjoy social time without having to get their hair wet. Depending on the time of day, this area is frequented by moms and tots, teens, and the active senior population.

- Relaxing
- Social
- High Capacity
- Moving Water
- Group or Individual Use
- Social Capacity

Programming Opportunities:

- Recreational
- Water Exercise
- Water Therapy
- Learn to Swim
- Kayak/Canoe

Programs	None	Limited	Moderate	Excellent
Recreational				X
Instructional			X	
Wellness/Fitness				X
Competitive	X			

City Of Portsmouth Comprehensive Recreation Needs Study

Age Use	None	Limited	Moderate	Excellent
Tots and Toddlers (0-5)		X		
Children/Youth (5-12)				X
Teens/Young Adults (13-25)				X
Adults				X
Seniors				X

Whirlpool

The Whirlpool provides therapeutic benefits of warmth and water and serves as a social spot within the pool. Whirlpool/Spa- The whirlpool can be used by families or just adults, depending on the temperature programmed by the facility. Several community centers include two whirlpool spas to accommodate both groups of users. It is the ideal place to relax after a swim competition, water walking or water aerobics class. The whirlpool is equipped with therapy jets.

Programs	None	Limited	Moderate	Excellent
Recreational				X
Instructional	X			
Wellness/Fitness				X
Competitive	X			

Age Use	None	Limited	Moderate	Excellent
Tots and Toddlers (0-5)	X	X		
Children/Youth (5-12)				X
Teens/Young Adults (13-25)				X
Adults				X
Seniors				X

Wellness / Therapy

The therapeutic warm pool will be shallow area of the pool (and can be a separate pool) that also can be used for children's swim classes and a variety of aquatic classes. Warm water has the ability to relax muscles and decrease pain, often important during rehabilitation. Water has buoyancy and resistance that can help individuals who are physically functioning at a lower level, as well as individuals who are high level athletes.

The benefits of a wellness pool include:

- Decrease pain
- Improve and maintain fitness
- Increase joint mobility and muscle flexibility
- Improve endurance and tolerance to activity
- Improve muscle strength and tone
- Improve circulation and respiration
- Simply relax, unwind and foster social interaction leading to better mental health
- Multi-program for fitness classes and learn-to-swim instructional programs

Programs	None	Limited	Moderate	Excellent
Recreational		X		
Instructional				X
Wellness/Fitness				X
Competitive	X			

Age Use	None	Limited	Moderate	Excellent
Tots and Toddlers (0-5)		X		
Children/Youth (5-12)			X	
Teens/Young Adults (13-25)				X
Adults				X
Seniors				X

Additional Support Spaces

Spectator Seating: Seating on the deck is provided in most municipal pools. Temporary athlete and spectator seating on the deck is best provided by aluminum tip and roll bleachers which may be removed or tipped up when not in use (see photo). This equipment is loose and may be added at any time rather than during initial construction. Some facilities want to provide a raised spectator gallery, which is the best location for viewing competitive events. An upper viewing area was discussed during the meetings. A separated spectator seating area is preferred by competitive users and spectators for a better event experience.

Birthday party/meeting rooms – It is recommended adding two rooms of approximately 300 SF each should have hard surfaced floors for birthday parties and other activities. These rooms would need to be located in close proximity to the pool area for prime viewing of the pools.

Family Changing Rooms – In addition to locker rooms for men and women, modern recreation centers provide family dressing areas that allow families to change together as well as ADA accessible changing. During rehabilitation, spouses often assist each other during periods of temporary or permanent disability. The spaces included are corridors with oversize family lockers and changing rooms with diaper changing tables, showers, lavatories and toilets.

Facilities – Facility Recommendations

Long Term Recreation Facility Planning

LONG TERM RECREATION FACILITY PLANNING

The current economic conditions leading up to 2010 has taken its toll on a lot of communities throughout the United States. Park and Recreation departments have all felt the pinch, and cutting staff or closing facilities has been common. This is a fact of life communities have all had to deal with. However, most of the communities with newer indoor recreation facilities have not seen a dramatic drop in attendance and in fact many are seeing an increase in use. Most families are looking for activities that are close to home and reasonably priced. Community recreation centers fulfill this niche perfectly.

Looking into the future is very important during these troubled times, and taking planning steps now, to ensure that when the economy does return, the City will be poised to move quickly in improving the services that are offered to its citizens. Having a plan to implement will help in this effort.

In the long term, the project team recommends that the City consider the consolidation of many of their distributed indoor recreation venues into a central community recreation center. With the Portsmouth Indoor Pool in its last stage of life and Connie Bean and Greenleaf in a similar situation, there is a strong rationale for closing these and developing a comprehensive Community Recreation Center to replace and expand these services.

Around the country, the project team has seen these facilities spring up in many communities. There are many examples and models that have been and continue to be sustainable. A good example is the recently built facility in Erie, Colorado. The town is in a somewhat rural location north of Denver. Its roots lie in the coal mining industry. Their population in 2004 was about 11,000 compared to Portsmouth's at about 21,000. Erie has some nearby communities that can be included in their primary service area and increases the population base to about 17,000. Portsmouth has a much larger service area population with its surrounding towns that are within a 15 minute drive. With a larger tax base, Portsmouth is in a much better position to recover the operating expenses as can be seen below in the Cost Recovery / Subsidy Matrix.

The town of Erie initiated a feasibility study to determine what the community wanted to include in their facility. A survey was sent out to determine what people felt was important and needed. It also asked if the community would support a new tax to pay for this facility. The survey indicated that there was a definite need and support for a tax that would pay for the facility.

Data from the survey was the basis of the initial program of spaces that was used in the preliminary design. Using this program and a site that was donated to the town, a conceptual design was developed along with a project cost model. Using these tools, the town put the project to the voters to give them the final say in moving the project forward. As the survey suggested, there was overwhelming support at the polls for the project. Upon passage of the tax measure, the town had the architect develop the preliminary plans to the next level for construction.

The facility opened in 2008 and has been a rousing success. The local community has embraced the facility. In its first year they had more than 180,000 guest visits and registered more than 37,000 in their recreation programs. The facility is 64,000 square feet and includes a full size gymnasium, 10,000 sf aquatics area, 2 racquetball courts, an aerobics/dance room, 1/12 mile elevated running track, and a fitness and weights exercise area.

City Of Portsmouth Comprehensive Recreation Needs Study



Gymnasium & Track



Aquatics



Free Weights



Cardio Atrium

Also included are three connected community meeting rooms that can be opened up into one large room. At one end is a raised stage area for lectures and simple performances. Along with these meeting rooms is a catering service kitchen that will allow catered meal services for guests renting the community rooms. Adjacent to this is an active adult lounge that caters to the 60+ crowd. The senior programs include educational programs, lunch meals, off-site trips, bridge groups, quilting, and wellness programs. The facility also includes a youth exercise/game area filled with active use gaming equipment, such as game bikes, DDR systems and the new NEOS exercise system. A short term babysitting facility is also included with an adjoining indoor and outdoor play area.

City Of Portsmouth Comprehensive Recreation Needs Study



Community Rooms



Youth Exercise/Games



Babysitting



Lobby

The financial picture for the Erie Community Center continues to perform better than projected, considering the fairly small population that supports it. From preliminary results, this past year of operation shows that the Community Center has operated with a recovery rate of 56%. Revenue produced by the center was about \$1,355,000 and expenses of \$2,412,000 leaving a subsidy of \$1,057,000. Although this subsidy sounds like a lot, it includes all of their recreational programming for both indoor and outdoor programs as well as all of their recreational maintenance. Use of the Erie Community Center has increased in the last year in spite of the economy. The project team is seeing that most families are looking for activities closer to home and spending less money on out of state travel. The result is that local communities are seeing higher than usual participation rates in their recreational programs.

Below is a matrix that illustrates some typical cost recovery statistics for a number of comprehensive community recreation facilities. As the chart indicates, most facilities are requiring fairly small subsidies and only Erie has lumped all of their recreation related expenses into

City Of Portsmouth Comprehensive Recreation Needs Study

the cost of operating the community center. The project team suspects their recovery rate would be in the 60-70% range if it were calculated in a similar fashion to the other centers.

Community Recreation Center Cost Recovery / Subsidy Matrix

Facility Name	City / Community Size	Facility Size (SF)	Recovery Rate	Subsidy (\$)	Notes
Trails Rec. Center	Colo. 40,000	78,000	95%	-\$150,000	2008 data
Paul Derda Rec. Center	Colo. 43,000	85,000	93%	-\$134,000	2008 data
North Boulder Rec. Center	Colo. 35,000	62,000	95%	-\$50,000	2008 data
Apex Rec. Center	Colo. 115,000	156,000	111%	\$357,000	2008 data
Gypsum Rec. Center	Colo. 12,000	59,000	97%	-\$27,000	2010 projection
Erie Community Center	Colo. 17,000	64,000	56%	-\$1,057,000	Includes all rec. services
Perinton Community Center	NY 44,000	60,000	71%	-\$339,000	2008 data
Greater Plymouth Comm. Ctr.	PA 17,000	64,000	95%	-\$104,000	2008 data
Freindship Community Center	PA 45,000	62,000	101%	\$21,000	2009 data
The Center of Clayton	MO 16,000	81,000	97%	\$77,000	2005 Data

Note; The first six facilities listed are located in Colorado, the next facility in western New York, two in Pennsylvania, and finally a jointly used center attached to a high school in Missouri.

The long term solution for indoor recreational services should be the consolidation of recreation facilities. It is a sound business plan for the future. By combining all of these uses into one facility, Portsmouth will not only save in personnel costs, but there are savings in utilities, savings in multiple uses of meeting spaces, and there is a synergy that happens when you gather so many community services in one place. For many, the community center becomes the iconic focus or image maker for the city.

Appendices of Collected Data

- A. List of Existing Conditions Documents / Data Received
- B. City of Portsmouth / Comprehensive Recreation Needs Study Consultant Agreement
- C. Public Input Session Notes
- D. City of Portsmouth Stakeholder Meeting Notes
- E. Field User Group Questionnaires / Stakeholder Interview Attendance Sheets
- F. Web Comments
- G. Synthetic Turf Data

A. List of Existing Conditions Documents / Data Received

A list of documents, data, printed materials, and similar background information provided to the Consultant Team as part of the Existing Conditions Scope of Work.

The City of Portsmouth initially provided a significant amount of data related to the existing facilities, fields, programming, use data, and operations data. In addition, various groups provided flyers, programming and background information on their organizations and needs, through the course of the study period. In the interest of reduced paper volume, the actual materials are not being duplicated and bound as part of the final report. Rather, following is a list of the materials provided. Copies of the actual materials are available via specific request through The City of Portsmouth Planning Department.

Existing Conditions Document List	
<i>City of Portsmouth Documents</i>	
	City of Portsmouth, New Hampshire- Master Plan
	City of Portsmouth, New Hampshire- Master Plan- Existing Conditions and Trends
	City of Portsmouth-Planning Dep. Drainage Analysis-Multipurpose Fields
	Comparison of Select Census 2000 Data
	Memorandum-TAT
	City of Portsmouth Recreation and Non-Recreation Land Parcel Assessment Spreadsheet
	Economic Development for City of Portsmouth, New Hampshire
	Municipal Service Providers
	Greenleaf Recreation Center
	Sponsored Programs
	Special Events
	Connie Bean Community Center-Current Programming
	Private Fitness Providers within 15-20 Mile Radius
	Spinnaker Point Recreation Center
	Spinnaker Point Recreation Center Membership
	Spinnaker Field House Management Agreement
	Recreation Department
	Expenses & Revenues
	2009 Recreation Data
	2007 Recreation Data
	City of Portsmouth Parcel Information for Rec. Study
	Doble Information
	City of Portsmouth Misc. Maps- Field Yields on Various Parcels
	City of Portsmouth Misc. Maps- High School, Indoor Pool and Greenland
	Parcels_91
	Letter from State of New Hampshire-Portsmouth Middle School Construction Project
	City Owned Undeveloped Land-PULA_area

Promotional Fliers	
	The Works Annual Guide-Program and Services
	The Works-Camp Guide
	Seacoast Family YMCA- Fall and Winter Program Guide
	Portsmouth Recreation Department Program Newsletter-Fall/Winter/Spring
	Portsmouth Recreation Department Program Newsletter-Summer/Spring
	Activate Portsmouth #1
	Activate Portsmouth #2
	New Hampshire Cities and Towns With Ice Rinks
	Portsmouth Judo Club Information Sheet
	Athletic Field Use in Portsmouth
	Spinnaker Point Recreation Center Brochure
Drafted Documents	
	ALTA/ACSM Land Title Survey Plan of Land in Danvers & Benerly, MA
	City of Portsmouth-Dep. of Public Works Engineering Div.-Connie Bean Community Center Floor Plans
	City of Portsmouth Housing Authority Greenleaf Ave. Building Renovation-Proposed Floor Plan
	ESMT Portsmouth Site Plan and Location Map
	Community Swimming Pool Complex Floor Plan-Portsmouth, New Hampshire
	Existing Conditions Plan of 83 Peverly Hill Road LLC- Philip Stokel
	Conceptual Submission Plan of 83 Peverly Hill Road LLC- Philip Stokel
	Conceptual Residential Development Plan of 83 Peverly Hill Road LLC- Philip Stokel
	Kittery Comprehensive Plan Update-Public Facilities and Open Space
	Kittery Master Plan Document
	Portsmouth Department of Public Work- Neighborhood Associations New Hampshire
Tax Map Information	
	Tax Map 101-Urban Portsmouth, New Hampshire
	City of Portsmouth Tax Map Index
	Tax Map-TempRural Portsmouth, New Hampshire
Indoor/ Outdoor Pool Info.	
	Pierce Island Pool-(Photos, Swim Lesson Info., Schedule Info., Membership)
	Pierce Island Outdoor Pool Program
	Portsmouth Indoor Pool Program
	Estimates- (Indoor Pool/Interior & Exterior Envelope/Building Status)

B. City of Portsmouth / Comprehensive Recreation Needs Study Consultant Agreement

Following is a copy of the executed agreement between the City of Portsmouth and the Consultant Team performing the Comprehensive Recreation Needs Study. For report brevity, the 81 pages of appendices are not attached.



CITY OF PORTSMOUTH

Community Development Department
(603) 610-7232

Planning Department
(603) 610-7216

PROFESSIONAL SERVICES AGREEMENT CITY OF PORTSMOUTH, NEW HAMPSHIRE

THIS AGREEMENT IS MADE THIS 12th day of May, 2009 by and between the **CITY OF PORTSMOUTH**, of 1 Junkins Avenue, Portsmouth, NH 03801 ("City") and **THE ARCHITECTURAL TEAM, INC.**, 50 Commandant's Way at Admiral's Hill, Chelsea, MA 02150.

The City and The Architectural Team, Inc. do mutually agree as follows:

A. DESCRIPTION OF SERVICES

This Agreement establishes the scope of services, schedule of work, and fees for a Comprehensive Recreational Needs Study for the City of Portsmouth, New Hampshire. The project scope will include, at a minimum, the work outlined in **Exhibit A, Fee/Scope of Services**. All work shall be completed in accordance with the project approach and sub-consultants described in **Exhibit B, Qualifications Package**. The assets under review as part of this study include those listed in **Exhibit C, Recreational and Athletic Fields and Facilities**.

City of Portsmouth Responsibilities:

David Moore, Assistant Community Development Director, will serve as project manager for the City of Portsmouth, under the direction of the City Manager, Deputy City Manager, Public Works Director, and Recreation Director. City staff will provide The Architectural Team, Inc. with available municipal reports and other information. The City will be responsible for notifying residents of the meetings, including mailing costs.

- B. PROJECT SCHEDULE.** The Architectural Team, Inc.'s performance of this Agreement shall commence immediately following the signing of this Agreement. The Architectural Team, Inc. shall complete all work in its entirety by **November 18, 2009**.

A tentative project schedule by task is included in **Exhibit D**. All deviations from this schedule shall be agreed to in writing between the parties.

- C. PROJECT TEAM.** In addition to The Architectural Team, Inc., the team of subconsultants shall consist of the firms and individuals listed in **Exhibit B, Qualifications Package**, including Barker Rinker Seacat Architecture, Copley-Wolff Design Group, Ballard*King Associates and Water Technology, Inc. The Project Manager, Mark Rosenshein, and the subconsultant team members as needed or required in the scope of services, will attend meetings with City staff and facilitate all public meetings. Substitution of project personnel shall only be allowed by express written permission from the City. Should the City have concerns with regard to the performance of any member of the team, the City reserves the right to request a change in The Architectural Team, Inc. personnel and/or subconsultants assigned to the project.

- D. PROJECT BUDGET.** The Architectural Team, Inc. shall, in accordance with applicable standards of care, complete all tasks set forth in **Exhibit A, Fee/Scope of Work**, for a total fixed fee not to exceed **\$53,820**. This fee does not include reimburseable expenses for printing, copying, telephone, mail & similar reimburseable costs. These expenses, which may be invoiced at a rate of direct cost plus 10%, shall not exceed \$5,000. The Project Fee and Expense Schedule is set forth at **Exhibit A, Fee/Scope of Services**.

The City of Portsmouth is responsible for posting all public meetings, advertisements, and mailing costs.

If the City authorizes additional meetings, site visits or work beyond that specified in **Exhibit A, Fee/Scope of Work**, fees will be billed at the hourly personnel rates set forth in **Exhibit A** and **Exhibit B, Qualifications Package** (Section 6); direct expenses (without mark-up) are reimburseable. Any such additional work shall be agreed to in writing and signed by both parties prior to execution of work.

- E. PAYMENT.** The Architectural Team, Inc. shall submit monthly invoices detailing work performed and estimated percentage of task completion for City approval. Invoices shall be payable net 30 days from time of approval. The Architectural Team, Inc. shall be responsible for all payments to any consultant subcontractor and shall certify at the end of the project that all payments due to any subcontractor or supplier as a consequence of this Agreement, have been made in full before final payment is released by the City.
- F. CONFLICT OF INTEREST.** No officer, employee or agent of the City, or any other person who exercises any functions or responsibilities in connection with the City, shall have any personal or financial interest, direct or indirect, in this Agreement; and The Architectural Team, Inc. shall take appropriate steps to assure compliance.
- G. GOVERNING LAW.** The terms of this Agreement shall be governed by the laws of the State of New Hampshire. Jurisdiction and venue shall lie in Rockingham County Superior Court.
- H. INDEMNIFICATION.** The Architectural Team, Inc. will indemnify and hold harmless the City from any and all losses, claims, costs, expenses, actions, causes of action, damages and obligations caused by negligent acts or omissions and/or any violations of applicable law or regulations by The Architectural Team, Inc., its officers, employees, agents, applicants or beneficiaries.

For purposes of this Agreement, any officers, employees, agents, applicants or beneficiaries of The Architectural Team, Inc. act in an independent capacity and are not officers or employees or agents of the City.

I. TERMINATION OF AGREEMENT

1. Termination of Agreement for Cause. If through any cause, The Architectural Team, Inc. shall fail to fulfill in a timely and proper manner its obligations under this Agreement; or, if The Architectural Team, Inc. shall violate any of the covenants, agreements or stipulations of this Agreement, the City shall thereupon have the right to terminate this Agreement by giving written notice to The Architectural Team, Inc. of such termination and specify the effective date of such termination. The parties shall have all remedies available by law.
2. Termination for the Convenience of the City. The City may terminate this Agreement at any time for any reason by giving at least thirty (30) days notice in writing to The Architectural Team, Inc. If the Agreement is terminated by the City for its convenience, the City shall pay The Architectural Team, Inc. for all work satisfactorily completed up to the date of termination.

- J. AMENDMENTS.** This Agreement may be amended only by written agreement executed by both parties.
- K. SEVERABILITY.** If any provision of this Agreement is held to be invalid, illegal, or unenforceable, the remaining provisions shall remain in force.
- L. OWNERSHIP OF INFORMATION.** All information including but not limited to data, documents, photos, computer records, marketing and promotional materials, and other materials of any kind acquired or developed by The Architectural Team, Inc. or its subconsultants pursuant to this Agreement shall be the property of the City.
- M. INSURANCE REQUIREMENTS.** Contractor shall maintain insurance in the amounts as set forth in the insurance certificate found at **Exhibit E.** City of Portsmouth shall be named as an additional insured.
- N. LIMITATION OF LIABILITY.** The total amount of all claims the City may have against The Architectural Team, Inc. and that The Architectural Team, Inc. may have against the City under this Contract or arising from the performance or non-performance of the services under any theory of law, including but not limited to claims for negligence, negligent misrepresentation and breach of contract, shall be limited to the lesser of \$500,000 or the limits of insurance coverage if such coverage is available. The City's sole and exclusive remedy under this Contract for any claim, demand or suit for damages shall be directed and/or asserted only against The Architectural Team, Inc. and not against any of The Architectural Team, Inc.'s employees, officers or directors. The Architectural Team, Inc.'s sole and exclusive remedy under this Contract any claim, demand or suit shall be directed and/or asserted only against the City and not against any of the City's employees, officers or directors.

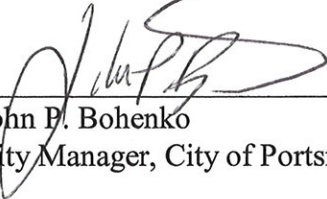
- O. **LIMITATION OF CONSEQUENTIAL DAMAGES.** The parties liabilities to each other with respect to any claims arising out of this Contract, shall be limited to direct damages arising out of the services, there being no liability for any consequential loss, injury or damage incurred, including but not limited to, claims for loss of use, loss of profits and loss of markets.

- P. **PROJECT COMMUNICATIONS.** All contact with the press, the public, committees, boards, commissions and other third parties shall be coordinated with the City of Portsmouth. Press inquiries should be directed to the City Manager or his designee unless direction is given otherwise. Communications to the public shall be reviewed and approved by the City of Portsmouth prior to issuance.

Neither The Architectural Team or the City of Portsmouth shall not be required to obtain permission for reuse of images, plans, and other specific work products resulting from this project. This obligation shall survive the termination and or completion of this agreement.

IN WITNESS WHEREOF, the City and The Architectural Team, Inc. have executed this Agreement as of the date first above written.

CITY OF PORTSMOUTH

BY: 
 John P. Bohenko
 City Manager, City of Portsmouth

The Architectural Team, Inc.


BY: 
 Robert J. Verrier, AIA, NCARB,
 Vice-President and Managing Principal



EXHIBIT A
FEE/SCOPE OF SERVICES

Scope of Services Proposal

Consultant Legend: The Architectural Team (TAT)

Barker Rinker Seacat Architecture (BRS)

Ballard * King Associates (B*K)

Copley Wolff Design Group (CWDG)

Water Technology (Wt)

Consultant Participation:

In Person (-IP)

By Telephone (- BT)

Task #	Duration	Scope Description (Task & Products)	Participating Consultants
0.1	1 Day	Project Commencement	
		Kick-off meeting. Review Proposed scope of work plan. Confirm schedule, durations, select preliminary calendar dates for significant community events & meetings, confirm public input process requirements, request preliminary documentation of existing facilities, define documentation requirements. Discuss project vision, goals and objectives. Identify project constraints & parameters, potential partners, community stakeholders, etc.	TAT – IP
		Existing Conditions Scope of Services	
1.1	1 Day	Existing Documentation Transfer (Data Dump) City of Portsmouth to provide to TAT, as soon as possible, all available program on the existing facilities. Includes previous studies, existing program information & schedules, 2005 Master Plan, 2007 Ballfield Conditions / Use Study, 2009 – 14 Capital Improvements document, current budget information, current staffing schedule. Full & specific list to be determined at kick-off meeting.	TAT – IP
1.2	3 Days	Existing Facility Program & Physical Needs Assessment. Walk through of all existing facilities, including three (3) Recreation Centers, one (1) indoor pool, one (1) outdoor pool, and eleven (11) recreation field sites, looking at existing program usage and space allocations.	TAT – IP CWDG – IP WT – IP
1.3	2 Day	Staffing & Program Review. Review of existing staffing levels, program schedules, enrollment, participation, and service inventory.	TAT – IP B*K – IP
1.4	2 Days	Conduct first round of focus group sessions, stakeholder interviews, staff & management interviews and meetings. Dialogues focused on Existing Conditions, current perceptions, expectations and behaviors.	TAT – IP BRS – IP B*K – IP
Total	30 Days	Total Existing Conditions Scope of Services	All Consultants



Task #	Duration	Scope Description (Task & Products)	Participating Consultants
Public Input Scope of Services			
2.0	2 Days	Plan, Organize & Coordinate with the City of Portsmouth three (3) Community Meetings, five (5) stakeholder interviews, and five (5) focus group sessions. Stakeholder interviews and focus group sessions will be scheduled on the same (or within one day of) Community Meeting dates to allow efficiency of time.	TAT – IP BRS – BT B*K – BT CWDG – BT
2.1	1 Day	Community Meeting #1: Open Dialogue about City of Portsmouth Recreation Facilities. (SWOT Assessment: Strengths, Weaknesses, Opportunities, Threats) Main focus: Listening to the Community Discuss Existing Conditions	TAT – IP BRS – IP B*K – IP
2.2	1 Day	Community Meeting #2: Outdoor Facilities Dialogue. Discuss fields, outdoor spaces & programs. Focus on existing conditions, with presentation of “potentials” based on photographs of successful spaces and designs in other communities. Create a community needs, goals, and wishes prioritization list.	TAT – IP CWDG – IP
2.3	1 Day	Community Meeting #3: Community Open House. Presentations of National Slide Tour of facilities, concepts, programs & spaces. Display “what if” photographs and concepts.	TAT – IP BRS – IP CWDG – IP WT – IP
2.4	5 Days	Five (5) stakeholder interviews, and five (5) focus group sessions. Focus of stakeholder interviews and focus group sessions will be determined based on information received in the first Community Meeting and staff review sessions.	B*K – BT
2.5	1 Day	Public Input Process De-Scoping Session. Discussion of lessons learned, information gathered, general assessment of community meetings, stakeholder interviews, focus group sessions & general community input.	All Consultants
Total	60 Days	Total Public Input Scope of Services	All Consultants



Activity #	Duration	Scope Description (Task & Products)	Participating Consultants
Needs Assessment / Recommendations			
3.1	30 Days	Needs Assessment / Recommendations Development. Collate, evaluate, and analyze all information gathered during previous phases, including existing facility program assessments, community meeting exercises, and data gathered in stakeholder and focus group sessions. Provide assessment and recommendations of physical needs for fields and facilities. Assessment will include recommended next steps including first and second priority action items for both areas (facilities and programming). Specific scope of assessment will be determined based on information received during the public input and existing facility program process.	All Consultants
3.2	1 Day	Presentation of Needs Assessment Report. 10 copies of full report. Presentation of data to City of Portsmouth & their selected participants. Coordination of dissemination to the community in accordance with City of Portsmouth direction.	All Consultants
Total	30 Days	Total Needs Assessment Scope of Services	All Consultants
Next Steps / Conceptual Design Phase Proposal			
4.0	1 Day	Assessment of Services by Design Team, Discussion of Next Steps, Review of Potential Scope of Services to allow for Proposal for Phase II Scope of Work.	All Consultants

C. Public Input Session Notes

Following are the notes taken during the June 16, 2009 public input session and June 17, 2009 meeting with the City of Portsmouth.

Notes: June 16 Public Input Session – Ken Ballard

1. Judo – Grow Program, 1,200sf with office space
2. Recreation soccer league on Wednesday nights 10-20 players – have no real place to play, dedicated soccer not available
3. Indoor pool important
4. Judo club member, local access for kids to hang out and have fun
5. No ice rink – Durham, Exeter...not in Portsmouth
6. Lacrosse – not dedicated, started 12-200 kids youth, every sport is growing – fields are lacking due to success of teams are of interest - @ High School level, 5 teams
7. Aquafitness – 55 to 88 years old, please continue programs
8. Portsmouth Band – Damage to fields
9. Kids aerobics – too much overlap – bad conditions at greenleaf, too much sharing – judo, aerobics 100-150 kids – location now is bad – facility is crappy
10. Parking is a problem everywhere
11. Aquatic and rec. center – Avon rec. center, Colorado
12. Consolidation of wet and not wet – aquatic center's not just a pool
13. Green facility
14. Babe Ruth – 220 kids – one field available 100% capacity – regulation – program is growing
15. Basketball league at CONTE
16. Multiple pools for rec. and competition
17. Pool not big enough for all uses – need compromise, dry side activities – Add daycare
18. Creative dancing solutions
19. Squash courts – needed in Portsmouth – 75 people in Seacoast Squash Association
20. Locate in downtown area for synergy – no dedicated parking
21. Fields built poorly
22. Land – ball fields – not built in cons. Land – inadequate trails find the right land for active uses – cons. Comm. Study of ex. Dancers – marry these two studies together
23. BB – middle school: 45 minutes of practice time – too short
24. Seacoast lacrosse – 200 kids – used other town fields
25. Youth football – uses high school fields – not enough access to fields
26. Open spaces – sustainability – passive recreation – trails – education nature deficit – unorganized sports – missing an opportunity
27. Co-ed softball league (250 players) 50% residency rule now at 57% residence – 80-90 res turned away due to lack of fields – willing to work on fields – subcommittee of league directors to sort out the issues – good networking
28. Need an indoor facility the MUST! In central location
29. “New Heights” not used too much – not enough sharing BB fields
30. “New Heights” lighted field not used too much
31. Skateboard as rec. facility – open park – shared facility
32. Limited resources – look at downtown first – multiple uses
33. Tennis – leverage – High school requires minimum 6 courts, maybe turn ex. 6 into 10 courts – south mill are substandard only for practice. Consider junior courts, lighting, bathrooms, 3 private facilities indoors
34. Low costs are good for membership
35. Kittery town council – multi-town facility – aquatic center
36. Aquatics – multi-purpose, multi-use facility – using secure facility – swim team
37. Tradeport – softball league at Pease – 4 teams – one field 200 companies – 5,000 employees – employee benefits – field is too small – 2 nights now, could go to 4. Employees spend money!!!

38. Skateboard park at Leary Field – shoehorn – move multi-fields at stump dump at comm. Campus at Pease, more bike lanes on road, no rinks – 2 sheets of ice, multi purpose aquatic facility and rink
39. Softball commish for state – Portsmouth has one field regulation, no replacement for middle school field
40. Ex. Softball field at high school – too wet
41. Leagues maintain the field (middle) and city taking two fields away
42. Survey to all the associations for trends and usage
43. Lacrosse – not enough space for practice – not in Portsmouth
44. Look at national trends for growth and decline!
45. Hockey outside of town – good revenue generations
46. Soccer city soccer – not an off season program, centrally located complex of fields – 50 players, summer, Greenland
47. No “fan” baseball facility – go to other towns
[Need to understand regional assets] JZ
48. Lighting isn’t too good at Leary
49. Artificial turf fields – grass too limited for time committee needs to be bound for land
50. USE PEASE LAND!!!
51. Go vertical on dancing decks
52. Partnership with others [Seacoast]
53. Build good stuff – SEACOAST UNITED?? CHEAP BUILDING?
54. Rec. programs lose money – not make money!
55. Look at demographics – go with facility with overlaps, biggest bang for the buck – pools affect many people
56. Look at non-car transportation!
57. Skate park to tough to access as is – need a place to go
58. Youth football – one regulation field for region [SAU 00-51], 1- 8 grades = 260 players – all games at high school field.
20 – 90 players, fields are all shaved – overused – no rest
59. Identify, recognize, pay for and develop fields in town
60. Evaluate short term solutions – evaluate all ex. Facilities cheaper to renovated even schools first
61. Renovate all the fields first – drainage poor, grass is sparse at best – top priority
62. Field house – dancing, must use, field on top, pool – giant buildings
63. Quality of life issues, broader context, competitive edge for growth – attract business – reach out to seniors, broaden study
64. Conbean – package city hall land to pay for \$

Notes: June 16 Public Input Session – Dave Hammel

INDOOR ACTIVITIES

- Judo – Want to grow program
More space +/- 1,200sf
High ceilings
- Youth activity center/ Connie Beam
- Hockey – Largest city in NH without facility
- Aerobics – Poor facility/no heat/energy inefficient
Greenleaf Center – poor location
Spinnaker Pt. – Poor parking
- Need a comprehensive Comm. Rec. facility with both wet and dry activities
- Consolidate facilities
- Fitness equipment, gym, track, child care, indoor play, community meeting space, good parking
- Squash courts – no local courts, nearest court – Exeter Academy
- Locate as close to downtown as possible, shared use parking available – make the most of what we have

AQUATICS

- Indoor pool – important for community
- Pool use for all ages and seniors
- Provide both a comp. pool and a rec. pool
Warm and cool water
- Consolidate city's pools – more efficient
- Kittering would like to promote combined facility
- Multipurpose facility – team use with weight training – promote competition
- Multipurpose pool – rec. water and competition

FIELDS/OUTDOOR

- Rec. Soccer – Additional fields
- Lacrosse - lack of fields and programs are growing, high turnout, but not all are able to participate
- Marching Band – make sure available for their use
- Baseball - Need at least 1 additional field
- Preserve our open space/ passive use of our natural spaces. Do not develop ball field on the open spaces
- Seacoast Lacrosse – Only one field is available in Portsmouth
- Football – only access after high school is done. Need more fields for youth
- Planning needs to be sustainable – Passive uses in natural areas
- Co-ed Softball – 200 players/50% residency requirement, turned down teams due to lack of field space, due to loss of middle school field will be worse
- Soccer – 50 players over the summer – too many players on only one field. Can't grow the teams

INDOOR

- Basketball – Court access is very limited for practice
- Connie Beam is well loved and used, New Heights Gym
- Downtown location is important
- Need indoor skating – hockey, at least 1 rink
- Hockey – centrally located – good for tournaments
- Build vertical – over parking – fields on parking
- Build anything very well and substantial – lasting


- Indoor pool – good facility
- Downtown location – improve transportation to overcome parking challenge
- Assess existing facilities/renovate
- World class fieldhouse over parking and indoor pool at the high school
- Value of a community asset – attract new residents, wellness is important
- Use middle school for replacement of Connie Beam and combine City Hall and sell City Hall land to help pay for new facilities

FIELDS/OUTDOOR

- Skateboarding – need to upgrade to a great street course
- Loss of fields need to be replaced – understand that land is an issue
- Tennis – 6 public, 4 at high school (need 6 for tournaments), middle school courts are substandard, spectator/coaching friendly – terraced
- Softball teams – employee co-ed teams – more than city has fields
- Skateboard park – use area at middle school fields that is not being used
- Use artificial turf on fields
- More bike lanes in the city needed for safety
- Softball – Only one field in Portsmouth and fields around the state are much better. Don't take away the middle school field
- Provide a survey of sports groups and get growth information
- Lacrosse – fastest growing sport in the nation
- Fall baseball – no facilities – don't build near wetlands
- Artificial fields – as many as possible, versatile – huge open space, Pease?
- Rec. programs generally lose money but provide valuable service – health benefits – utilize what we have
- Skate park – need better facility
- Football/Lacrosse – Practice fields are inadequate/competition with other sports
 - Football – 220 to 260 players, 70-90 varsity players
- We need public/private partnerships to acquire and develop new fields
- Assess existing fields for utilization/renovate them in the short term with top priority

Notes: June 17 City of Portsmouth

1. Maintenance addendum
2. Health risks for turf addendum
3. Many infrastructure projects first
4. Try for a \$5m bond for recreation within 6 months of report due
5. Are there any grants available??
6. Partnering with non-profits??? Seacoast chair and subcommittee of board not to exec. Director, have lost some \$ - land rich
7. Regional = parochial with each abutting town
8. Fair market value for land sale to city from Seacoast
9. STOKEL PROPERTY [18AC] of 33 route = wetland issue, cemetery, minimal neighborhood! 18AC of upland near Brooks? Wetland limited
10. PEASE – FAA requires fair market leases only [NO SALE OF LAND]
11. Look at Pease just due diligence in report for recreation
12. YMCA partnership
13. Watercountry – partner on an indoor facility
14. WIRTH LOT = 3 levels of parking and indoor facility above, is this reasonable??
15. Possible to expand P.H.S. pool into ex. Field!
16. YMCA possible expansion and partnering with low resident costs
17. Greek church land at P.H.S. for parking
18. No parking garage at P.H.S.
19. Conservation – Jones ave. site 60AC closed, landfill 3AC = Sagamore creek, behind P.H.S. site many trails and vernal pools, Tidewatch – condos [NIMBY]
20. Contingent wants native master plan
21. Wentworth School = replica at alumni field
22. Rye Airfield skateboard
23. Internal meeting with city
24. Another meeting with Team
25. Get wetland planner (city) involved
26. Don't want a panel with people holding us up!!
27. Some land at Spinnaker
28. City to get us more documentation for land
29. What about gas plant?? [JZ]
30. No conversations with anyone without city involvement
31. City to get us target land opportunities
32. Replicate Alumni Field at Greenleaf facility
33. Talk to hospital – wellness and land



1

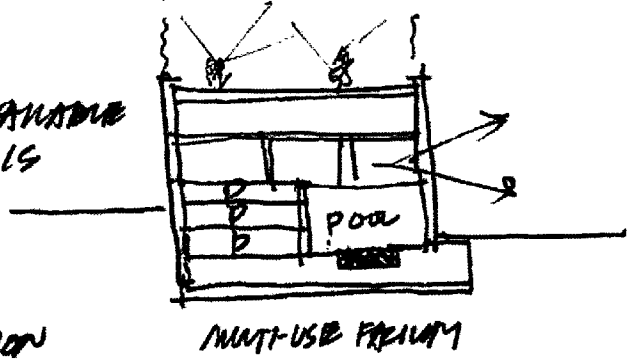
6/16/09

PORTSMOUTH REC. STUDY

COMMUNITY MEETING NOTES


COLUMBUS PLAZA GROUND.

- ① JUDO - GYM PROGRAM PROOF WITH OFFICE SPACE
- * ② RECREATION SOCCER LEASIBLE ~ USED. NIGHTS 10-20 PLAYERS
NO REAL PLACE TO PLAY - DEDICATED SOCCER NOT AVAILABLE
- ③ INDOOR POOL IMPORTANT
- ④ JUDO CLUB MEMBERSHIP, LOCAL ACCESS FOR KIDS TO HANG OUT AND HAVE FUN.
- ⑤ NO ICE RINK - DUNHAM, EXETER, ... NOT IN PORTSMOUTH STATED
- * ⑥ LACROSSE - NO DEDICATED 12 → 200 KIDS YOUTH
EVENTS GROWING → FIELDS ARE LACKING DUE TO SUCCESS OF TEAMS AND INTEREST - @ H.S. LEVEL 5 TEAMS.
- ⑦ AQUAFITNESS - 55-88 YRS. OLD - PLEASE CONTINUE PROGRAMS.
- * ⑧ PORTSMOUTH BAND - DAMAGE TO FIELDS
- ⑨ KIDS AEROBICS - TOO MUCH OVER LAP - BAD CONDITIONS @ GREENLEAF
TOO MUCH SPARING - JUDO → ARENAS 100-150 KIDS.
LOCATION NOW IS BAD - FACILITY IS HAPPY.
- ⑩ PARKING IS A PROBLEM. EVERYWHERE
- ⑪ AQUATIC and REC. CENTER → AVON REC. CENTER, COLORADO.
- ⑫ CONSOLIDATION OF WET and NON WET → AQUATIC CENTERS NOT JUST A POOL
- ⑬ GREEN FACILITY
- * ⑭ BADGE RUTH - 220 KIDS - ONE FIELD AVAILABLE
100% CAPACITY - REGULATION - PROGRAM IS GROWING
- ⑮ BASKETBALL LEAGUE @ CONTE
- ⑯ MULTIPLE POOLS for REC. and COMPETITION
- ⑰ POOL NOT BIG ENOUGH for ALL USES. → NEED COMPLIM. DIV. SIDE ACTIVITIES.
ADD = DAY CARE
- ⑱ CREATIVE PARKING SOLUTIONS



6/16/09

making places measurable



PORTSMOUTH REC. STUDY


(COMM. MEETING)

②

- (19) SOFTBALL COUNTS - NEED IN PORTSMOUTH - 75 PEOPLE IN SEABOARD SOFTBALL ASSOC.
- (20) LOCATE IN DOWNTOWN AREA FOR SYNERGY - NO DEDICATED PRACTICES
- * (21) FIELDS ~~EXIST~~ BUILT POORLY
- * (22) LAND → BAY FIELDS → NOT BUILD IN CONS. LANDS → INDAVUE TRANS FIND THE RIGHT LAND FOR ACTIVE USES → CONS. COMM. STUDY OF EX. PARCELS → MARRY THESE TWO STUDIES TOGETHER
- (23) BB → MIDDLE SCHOOL: 45 MIN. OF PRACTICE TIME - TOO SHORT
- * (24) SEACOAST LACROSSE = 200 KIDS → NEED OTHER TOWN FIELDS
- * (25) YOUTH FOOTBALL → USES HIS. FIELDS → NOT ENOUGH ACCESS TO FIELDS
- * (26) OPEN SPACES → SUSTAINABILITY → PASSIVE RECREA → TRANS - EDUCATION NATIVE DEFICIT → UNORGANIZED SPACES → MISSING AN OPPORTUNITY
- * (27) COED SOFTBALL LEAGUE (250 PLAYERS) 50% RESIDENCY RATE NOW @ 51% RESIDENCY → 80-90 RES. TURNED AWAY DUE TO LACK OF FIELDS → WILLING TO WORK ON FIELDS → SUBCOMMITTEE OF LEAGUE DIRECTORS TO SORT OUT THE ISSUES → GOOD NETWORKING
- (28) NEED MORE LAND - NEED AN INDOOR FACILITY THE MOST! IN CENTRAL LOCATION
- "
(29) NEW HEIGHTS NOT USED TOO MUCH → NOT ENOUGH SHANNON BB FIELDS
- * (30) NEW HEIGHTS LIGHTED FIELD NOT USED TOO MUCH
- (31) SKATEBOARD AS REC. FACILITY - OPEN PARK - SHARED FACILITY
- (32) LIMITED RESOURCES → LOOK @ DOWNTOWN FIRST → MULTI USES
- (33) TENNIS - LEVERAGE → H.S. PLAY REQUIRES MIN. 6 COURTS MAYBE TURN EX. 6 INTO 10 COURTS → SOUTH SIDE NO SUBSTANDARD ONLY FOR PRACTICE. CONSIDER JUNIOR COURTS, LIGHTING, BATHROOMS 3 PRIVATE FACILITY/INDOORS
- (34) LOW COSTS ARE GOOD FOR MEMBERSHIPS

6/16/09

making places more desirable



POTTSBOROUGH RECREATION CENTER

(COMM. MEETING)

- 35 KITTERY TOWN COUNCIL → MULTI TOWN FACILITY → AQUATIC CENTER.
- 36 AQUATICS - MULTIPURPOSE, MULTIUSE FACILITY → USING SECOND FACILITY - SWIM TEAM
- * 37 TRADEPORT → SOFTBALL LEASE @ PEASE → 4 TERMS → ONE FIELD 200 COMPANIES - 5,000 EMPLOYEES → EMPLOYEE BENEFITS FIELD IS TOO SMALL → 2 NIGHTS NOW → COULD GO TO FOUR EMPLOYEES SPEND MONEY!!!
- * 38 SKATEBOARD PARK @ LEARNY FIELD → STRETCHON MOVE MULTI-FIELDS @ STUMP DUMP @ COMM. CAMPUS @ PEASE MORE BIKE LANES ON ROADS NO LINKS → 2 SHEETS OF ICE MULTI PURPOSE AQUATIC FACILITY + RINK
- * 39 SOFTBALL COMMISSION - IN STATE → POTTSBOROUGH HAS ONE FIELD REGULATION NO REPLACEMENT FOR MIDDLE SCHOOL FIELD
- * 40 EX. SOFTBALL FIELD @ HIS. → TOO WET
- * 41 LEAGUES MAINTAIN THE FIELD (MIDDLE) and CITY TAKING THE FIELD AWAY
- 42 SURVEY TO ALL THE ASSOCIATIONS FOR TRENDS and USAGE
- * 43 LACROSSE → NOT ENOUGH SPACE FOR PRACTICE → NOT IN POTTSBOROUGH
- * 44 LOOK @ NATIONAL TRENDS FOR GROWTH and DECLINE!
- 45 HOCKEY OUTSIDE OF TOWN → GOOD REVENUE GENERATORS.
- * 46 SOCCER CITY SOCCER - NOT AN OFF SEASON PROGRAM CENTRALLY LOCATED COMPLEX OF FIELDS 50 PLAYERS ~ SUMMER ~ OVERLAND
- 47 NO FAN BASE BALL FACILITY → GO TO OTHER TOWNS
- 48 [NEED TO UNDERSTAND REGIONAL ASSETS] JZ
- 48 LIGHTING ISN'T TOO GOOD @ LEARNY
- * 49 ARTIFICIAL TURF FIELDS → GRASS TOO LIMITED FOR TIME COMMITTEE NEEDS TO BE BOLD FOR LAND
- * 50 USE PEASE LAND!!!


6/16/89
making places memorable

PORTSMOUTH REC. STUDY

COMM. MEETING

④

- ⑤1 60 VERTICAL or PARKING DECKS
- ⑤2 PARTNERSHIP w/ OTHERS [SEACREST]
- ⑤3 BUILD GOOD STUFF - ~~FOR~~ SEACREST UNITED ?? CHEAP BUILDING?
- ⑤4 REC. PROGRAMS LOSE MONEY - NOT MAKE MONEY!
- ⑤5 LOOK @ DEMOGRAPHICS → GO WITH FACILITY WITH OVERLAPS
BIGGEST BAND \$ IN THE BUCK → POOLS AFFECT MANY PEOPLE
- ⑤6 LOOK @ NON-CAR TRANSPORTATION!
- ⑤7 SKATEPARK TOO TOUGH TO ACCESS, as is. → NEED A PARK TO GO!
- ⑤8 YOUTH FOOTBALL → ONE REGULATION FIELD for REGION
[SAU 50-51] 1-8 GRADES = 260 PLAYERS → ALL GAMES
@ HIS. FIELD → HIS. 20-90 PLAYERS.
FIELDS are ALL SHARED → OVERUSED → NO REST
- * ⑤9 IDENTITY, RECOGNIZED, PAY FOR and DEVELOP FIELDS. in TOWN.
- * ⑥0 EVALUATE SHORT TERM SOLUTIONS → EVALUATE ALL EX. FACILITIES
CHEAPER TO RENOVATED EVEN SCHOOLS FIRST.
- * ⑥1 RENOVATE ALL THE FIELDS FIRST → DRAINAGE POOL
GRASS IS SPARSE AT BEST → TOP PRIORITY
- * ⑥2 FIELDHOUSE - PARKING, MULTI USE, FIELD ON TOP, POOL → GIANT BLOB.
- ⑥3 QUALITY OF LIFE ISSUES, BROADEN CONTEXT, COMPETITIVE EDGE FOR
GROWTH → ATTRACT BUSINESS → REACH OUT TO SEASONS.
BROADEN STUDY.
- ⑥4 CONGRESSION → PACKAGE CITY WITH LAND TO PAY FOR \$



CITY OF PORTSMOUTH MEETING

6/17/09

21 WENTWORTH SCHOOL = REPUKA @ ALUMNI FIELD

22 RYE AIRFIELD SKATEBOARD

* TALK TO THESE PEOPLE GLOBALLY

20 CONTINGENT WRITS NATURE MASTER PLAN

1 MAINTENANCE ADDENDUM

2 HEALTH RISKS for TUNE ADDENDUM.

3 MANY INFRASTRUCTURE PROJECTS FIRST

4 TRY for a 45M. BOND for RECREATION within 6 MONTHS OF REPORT DUE.

5 ARE THERE any GRANTS AVAILABLE??

17 GREEK CHURCH LAND ~~EMPHASIS~~ @ P.H.S. for PARKING

6 PARTNERING WITH NON-PROFITS???

* → STANDPST CHAIR and SUBCOMMITTEE of BOARD NOT TO EXEC. DIRECTOR

18 NO PARKING GARAGE @ P.H.S.

HAVE LOST SOME \$ - LAND MEET.

22 STOLEN EVIDENCE OWNERSHIP & UP VALUE of the LAND

7 REGIONAL ≈ PAROCIAL with ea. ADJUTING TOWNS.

8 FAIR MARKET VALUE for LAND SALE to CITY from SEACOAST.

* 9 STOLEN PROPERTY [18AC] of 33 ROUT ≈ WETLANDS ISSUE CEMETARY, MINIMAL NEIGHBORHOOD; 18AC OF UPLAND NEAR BROOKS? WETLAND LIMITED

10 PEASE → FAA REQUIRES FAIR MARKET LEASES ONLY. [NO SALE OF LAND]

TIDEWATCH → CONDO [NIMBY]

19 JONES AVE. SITE 60 AC. CLOSED LANDFILL 3 AC ≈ SAGAMORE CREEK. BEHIND P.H.S. SITE MANY TREES and VERNAL POOLS

* 11 LOOK @ PEASE JUST DUE DILIGENCE in REPORT for RECR

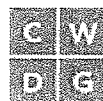
* 12 YMCA PARTNERING

* 13 WATER COUNTRY - PARTNER ON AN INDOOR FACILITY

14 WIRTH LOT ≈ 3 LEVELS OF PARKING and INDOOR FACILITY ABOVE IS THIS REASONABLE??

15 POSSIBLE TO EXPAND P.H.S. POOL into EX. FIELD!

16 YMCA POSSIBLE EXPANSION and PARTNERING WITH LOW RESIDENT COSTS



CITY OF PORTSMOUTH MEETING

2
6/17/09

- 23 INTERNAL MEETING by CITY
- 24 ANOTHER MEETING WITH TEAM.
- 25 GET WETLAND PLANNER (CITY) INVOLVED.
- 26 DON'T WANT A PANEL WITH PEOPLE HOLDING US UP!!
- 27 SOME LAND @ SPINNAKER
- 28 CITY TO GET US MORE DOCUMENTATION of LAND
- 29 WHAT ABOUT GAS PLANT ?? [JU]
- 30 NO COMPENSATIONS WITH ANYONE WITHOUT CITY INVOLVEMENT
- 31 CITY TO GET US TARGET LAND OPPORTUNITIES
- 32 REPLICATE ALUMNI FIELD @ GREENLEAF FACILITY.
- 33 TALK TO HOSPITAL & WELFARE and LAND
- 34

Following are the Meeting Notes, arranged by topic, taken during the June 16, 2009 Community Meeting:

INDOOR ACTIVITIES

- Speaker represented Judo Club– An existing program, looking to grow, require more space (+/- 1,200sf)
- Speaker suggested investigation of renovating and improving the Connie Bean Facility
- Speaker suggested review of Ice hockey – Portsmouth is the largest city in NH without a facility
- Representative of Aerobics Program – Currently operating in a poor quality facility (no heat/energy inefficient)
Speaker thought Greenleaf Center was in a poor location & Spinnaker Pt. suffered for a lack of parking
- Speaker strongly suggested a need exists for a comprehensive Comm. Rec. facility with both wet and dry activities on a regional size and scale.
- Speaker suggested the team look to consolidate the existing facilities
- Speaker looking for fitness equipment, gym, track, child care, indoor play, community meeting space, good parking at consolidated facility.
- Speaker represented Squash group – looking for Squash courts – nearest court at Exeter Academy
- Speaker suggested new facility be locate as close to downtown as possible, shared-use parking available – make the most of what Portsmouth already has.

AQUATICS

- Speaker noted that the indoor pool is important for the community
- Suggestion that pool used for all ages and seniors currently
- Speaker requested both a competition pool and a recreation pool with different temperature waters
- Suggestion to consolidate city's pools – more efficient cost
- Kittery City Counsel rep would like to promote combined facility – Kittery interested in regional facility
- Speaker suggested a multipurpose facility – team use with weight training – promote competition
- Speaker advocated for multipurpose pool – recreation water and competition lanes

FIELDS/OUTDOOR

- Recreational Soccer League – Additional fields required
- Lacrosse - noted lack of fields and programs are growing, high turnout, but not all are able to participate
- Marching Band – make sure space is available for their use

- Baseball - Need at least 1 additional field
- Speaker requested the effort preserve open space / passive use of our natural spaces. Do not develop ball field on the open spaces.
- Seacoast Lacrosse – Only one field is available in Portsmouth
- Football – only access after high school is done. Need more fields for youth
- Planning needs to be sustainable – Reserve thought for passive uses in natural areas
- Co-ed Softball – 200 players/50% residency requirement, turned down teams due to lack of field space, due to loss of middle school field will be worse
- Soccer – 50 players over the summer – too many players on only one field. Can't grow the teams

INDOOR

- Speaker representing Basketball League – Court access is very limited for practice
- Speaker noted Connie Bean is well loved and used
- Speaker noted Downtown location is important
- Speaker stated a need for indoor skating / hockey, at least 1 rink
- Noted if Hockey Rink were centrally located it would be good for tournaments
- Speaker suggested building vertically – over parking – fields over parking decks
- Speaker urged community to build anything very well, durable and sustainable construction
- Speaker reiterated need for a downtown location – improve transportation to overcome parking challenge
- Suggestion to assess existing facilities and focus on renovation
- Speaker suggested construction of a world class field house over parking and indoor pool at the high school
- Speaker noted recreation facilities have a value as a community asset – attract new residents, wellness is important
- Speaker suggested a conversion of the middle school for replacement of Connie Bean and combine City Hall and sell City Hall land to help pay for new facilities

FIELDS/OUTDOOR

- Speaker advocated for Skateboarding – need to upgrade to a great street course
- Speaker noted lost field at Middle School needs to be replaced – understands that land is an issue
- Advocate for Tennis – 6 public courts, 4 at the high school (need 6 for tournaments), middle school courts are substandard. Think about spectator/coaching friendly – terraced courts.
- Speaker noted current co-ed Softball teams are good for networking – not enough fields.
- Speaker recommended a new Skateboard park – use area at middle school fields that is not being used
- Speaker advocated for use of artificial turf on fields
- Speaker noted more bike lanes in the city needed for safety
- Speaker discussed Softball needs – Only one field in Portsmouth and fields around the state are much better. Requested that middle school field not be taken away.
- Speaker suggested consultants perform a survey of sports groups and get growth information

Page 3 of 9

- Speaker noted Lacrosse is the fastest growing sport in the nation – no fields available
- Speaker for Fall baseball – no facilities – don't build near wetlands
- Speaker suggested new artificial turf fields – as many as possible – multi-use – open space at Pease
- Speaker suggested that recreation programs generally lose money but provide valuable service – health benefits – utilize what we have
- Advocate for a new or better Skate park – need better facility
- Speaker for Football/Lacrosse – Practice fields are inadequate/competition with other sports
Football – 220 to 260 players, 70-90 varsity players
- Speaker stated Portsmouth needs a public/private partnerships to acquire and develop new fields
- Speaker advocated for assessment of existing fields for utilization. Renovate them in the short term as a top priority.

Following are the Meeting Notes, arranged by order of speaker, taken during the June 16, 2009 Community Meeting:

1. Judo – Grow Program, 1,200sf with office space
2. Recreation soccer league on Wednesday nights 10-20 players – have no real place to play, dedicated soccer not available
3. Indoor pool important
4. Judo club member, local access for kids to hang out and have fun
5. No ice rink – Durham, Exeter...not in Portsmouth
6. Lacrosse – not dedicated, started 12-20 kids, youth, every sport is growing – fields are lacking due to success of teams - at High School level, 5 teams
7. Aquafitness – 55 to 88 years old, please continue programs
8. Portsmouth Band – Damage to fields – need field space
9. Kids aerobics – too much overlap – bad conditions at Greenleaf, too much sharing – judo, aerobics 100-150 kids – location now is bad – facility is crappy
10. Parking is a problem everywhere
11. Activate Portsmouth wants new combined Aquatic and Recreation Center
12. Consolidation of wet and not wet – aquatic center's not just a pool
13. Advocate for a Green facility
14. Babe Ruth – 220 kids – one field available 100% capacity – regulation – program is growing
15. Basketball league at Connie Bean
16. Multiple pools for rec. and competition
17. Pool not big enough for all uses – need compromise, dry side activities – Add daycare
18. Creative dancing solutions
19. Squash courts – needed in Portsmouth – 75 people in Seacoast Squash Association
20. Locate in downtown area for synergy – no dedicated parking
21. Fields built poorly
22. Land – ball fields – not built on conservation land – inadequate trails - find the right land for active uses – Conservation Commission Study of existing parcels – marry these two studies together
23. BB – middle school: 45 minutes of practice time – too short
24. Seacoast lacrosse – 200 kids – used other town fields
25. Youth football – uses high school fields – not enough access to fields
26. Open spaces – sustainability – passive recreation – trails – education nature deficit – unorganized sports – missing an opportunity
27. Co-ed softball league (250 players) 50% residency rule now at 57% residence – 80-90 res turned away due to lack of fields – willing to work on fields – subcommittee of league directors to sort out the issues – good networking
28. Need an indoor facility the most - in central location
29. “New Heights” not used too much – not enough sharing BB fields
30. “New Heights” lighted field not used too much
31. Skateboard as rec. facility – open park – shared facility
32. Limited resources – look at downtown first – multiple uses

33. Tennis – leverage – High school requires minimum 6 courts, maybe turn ex. 6 into 10 courts – south mill are substandard only for practice. Consider junior courts, lighting, bathrooms, 3 private facilities indoors
34. Low costs are good for membership
35. Kittery town council – multi-town facility – aquatic center
36. Aquatics – multi-purpose, multi-use facility – using secure facility – swim team
37. Tradeport – softball league at Pease – 4 teams – one field 200 companies – 5,000 employees – employee benefits – field is too small – 2 nights now, could go to 4. Employees spend money
38. Skateboard park at Leary Field – shoehorn – move multi-fields at stump dump, at Comm. Campus, at Pease, more bike lanes on road, no rinks – 2 sheets of ice, multi purpose aquatic facility and rink
39. Softball commish for state – Portsmouth has one regulation field, no replacement for middle school field
40. Ex. Softball field at high school – too wet
41. Leagues maintain the field (middle) and city taking two fields away
42. Survey to all the associations for trends and usage
43. Lacrosse – not enough space for practice – not in Portsmouth
44. Look at national trends for growth and decline of recreation and sports
45. Hockey outside of town – good revenue generations
46. Soccer – not an off season program, centrally located complex of fields – 50 players, summer, Greenland
47. No “fan” baseball facility – go to other towns
48. Lighting isn't too good at Leary
49. Artificial turf fields – grass too limited for time - committee needs to be bound for land
50. Use PEASE land
51. Go vertical on parking decks
52. Partnership with others [Seacoast]
53. Build good stuff
54. Rec. programs lose money – not make money
55. Look at demographics – go with facility with overlaps, biggest bang for the buck – pools affect many people
56. Look at non-car transportation
57. Skate park to tough to access as is – need a place to go
58. Youth football – one regulation field for region [SAU 00-51], 1- 8 grades = 260 players – all games at high school field. 20 – 90 players, fields are all shaved – overused – no rest
59. Identify, recognize, pay for and develop fields in town
60. Evaluate short term solutions – evaluate all existing Facilities cheaper to renovated even schools first
61. Renovate all the fields first – drainage poor, grass is sparse at best – top priority
62. Field house – parking, multi-use, field on top, pool – giant buildings
63. Quality of life issues, broader context, competitive edge for growth – attract business – reach out to seniors, broaden study
64. Connie Bean – package city hall land to pay for \$

Page 6 of 9

Community Input Comments

Judo Club

- 50 Years Old
- Non-Profit
- Serve adults and Youth
- Inexpensive--\$12 / Month
- Need a room—1,200 sq. ft.—High Ceilings

Recreation Soccer Fields

- Need Place for Adult Soccer—15-20 players now

Need for an Ice Rink

- None around the area
- Largest City in New Hampshire without a Rink

Need for Lacrosse Fields

- 200 Kids play now
- No regulation sized field in Portsmouth
- 5 High School teams

Indoor Pool

- Need for a new pool

Place for Band Practice

Place for Youth Fitness

- Use Greenleaf now

Cleanliness is a problem at many city facilities

Parking is an issue at almost all facilities

Wants a Public Center like Colorado has

- Avon is an example
- Wants consolidation of existing facilities
- Wants a center with all indoor spaces in one location

Little League Baseball

- 220 Kids
- Need one other regulation diamond

Seacoast Basketball Tournament

- March / April
- Uses Connie Bean now will need another facility if this closes

Page 7 of 9

Squash Court's

- 75 People in Sea coast Squash Club
- Need courts in Portsmouth

Need a new facility downtown

Concern for Land Preservation

- This needs to be a priority
- Need passive use areas
- Limited amount of open space in Portsmouth
- Not ballfields

6th grade basketball only gets 45 minutes of practice a week and one game

Seacoast Lacrosse

- 200 Kids
- Have to use many fields outside of Portsmouth

Football

- 200+ Kids
- Lack of fields

Sustainability is Critical

- Need passive use areas
- There is a nature deficit for children
- Need more than fields

Adult Softball

- Co Ed
- 11 Teams
- 250 Players
- Had to turn down 4 teams—no field space
- Want a field committee to help with scheduling & field development

We need an indoor facility the most - a group that wants to keep Connie Bean

Need to multi-use more fields

Need a better Skateboard Park

- Appeal to Urban street skaters

A new facility needs to be centrally located—Downtown

Page 8 of 9

Tennis Courts

- High School needs 6 courts
- City has 10 courts now
- The downtown courts are in poor shape
- Need to be lighted and have restrooms

People want low cost programs & facilities—need consolidation

Kittery Town Council

- Wants to partner on an Aquatic Center & other indoor amenities

Swim Team

- 130 winter
- 75 Summer
- Use of other pools as well

Trade Board

- Started a Corporate League
- Have 4 Teams—could go larger
- No field time
- Recreation Facilities are important for Corporations

Need Artificial Turf Fields

Need Bike Path's

- Used for transportation

Non-Residents should pay more

ASA- Director-Youth

- Portsmouth has only one field

Concern on loss of Alumni Field

Need to do a survey on Youth Sports Groups

Lacrosse

- Has to use fields in other communities
- Lacrosse is the fastest growing sport in New Hampshire and the US

Hockey

- 30 – 40 Kids play from Portsmouth

Youth Soccer

- Needs a centrally located field complex

Page 9 of 9

Many of the existing fields have poor lighting

Need to work on a Regional Field Concept with other communities

Need as many Artificial Turf Fields as possible

Need to build parking garages & elevated fields

Partnership with the Community Campus and other non-profits

Build something that will last

Need to look at the demographics of the community - We cannot satisfy all recreation needs

Not realistic to have recreation facilities downtown

Only 1 regulation Football Field in the whole School District

- 220 – 260 Football players
- 70 – 90 High School Football players
- Football must share fields with many other sports—Baseball does not

Need to partner for new fields

Not enough fields for Baseball

Wants something done now

- Renovate rather than build new fields
- Use Elementary School fields

The best fields are taken care of by the different sports organizations

Consider a Field House

Recreation is a quality of life issue

- Need to look at keeping Portsmouth at a competitive advantage

Need to serve seniors, businesses, etc.

D. City of Portsmouth Stakeholder Meeting Notes

The following notes were provided to the Consultant Team by the city of Portsmouth, covering stakeholder meetings conducted by City Staff. The Consultant Team was not in attendance during these meetings.

Notes on Stakeholder Meeting with
Wentworth Connections (WC) and Living Innovations (LI)
Senior Services

Wentworth Connections is the senior programming entity in the City, and is an initiative of the Non-profit Mark Wentworth Home (MWH); LI is the manager of the WC programs at the Parrott Avenue Building known as Wentworth Connections.

Rus and I met with Cynthia Shanley, Director of Wentworth Connections and Neil Ouellete, President of Living Innovations on September 23, 2009

Summary of input provided by LI and WC:

1. There is a long-term commitment by the MWH and MC to continue provide services to seniors across ability levels into the future. This includes mostly passive programming at its facility at Parrot Avenue as well as day-trips.
2. There was interest in coordinating senior programming and assisting the population served by WC to access City of Ports programming and facilities (Spinnaker and senior trips, mostly). Likewise, there was interest in not duplicating services or programmatic offerings.
3. Transportation van program is growing and highly valued in the community. There are concerns about rolling stock health. 2,300 rides last year.
4. They see themselves providing services for people who are 60 and better and trying to cater to all ability levels
5. Neil is especially interested in encouraging isolated seniors in public housing to “come back to the senior center”; they are providing programming (shows) in three of the PHA owned complexes.
6. H2U program, an active program for seniors which was affiliated with Ports. Reg. Hospital has been subsumed into the WC. This process is expected to be complete by July 2010 (expiration of national affiliations memberships).
7. Shanley could not easily recognize a gap in services for this population.
8. Neil O. indicates the MWH board is pursuing renovations/upgrades to the building. Estimates have been gathered and Eric Weinreib has done some site work. In particular, he has done work on parking to support the Parrott Avenue facility known as Wentworth Connections. Apparently, one proposal includes taking down one of the garages adjacent to the facility.

Other organizations concerned with senior issues in Portsmouth and the region: SeviceLink (Statewide referral service for seniors) – Becky May is the contact, Seniors Count a new initiative which is a consortium of senior care agencies (coordinated by Perry Blass at LI), Elder Rap (group of soc. service agencies who have senior issues), and Rockingham Community Action.

Notes on Stakeholder Meeting with
Pease Development Authority (A State of NH Authority)

Dave Mullen, Executive Director
Maria Stowell, Director of Engineering

John Bohenko, Rus Wilson, and David Moore met with Dave and Maria on July 21, 2009 at the PDA offices.

Dave and Maria identified one parcel at Pease which they indicated could be developed for recreation from their perspective. There is an existing City operated softball field at Pease currently. They also suggested reaching out to TAP – Tenants Association at Pease. TAP attended the field user group.

This parcel was evaluated by the City staff and it was deemed to be very difficult to develop and not useable for more than one field. In addition, a long road would need to be built to access the site, and various wetlands permitting regulations would be applicable. Any development would have been a single rec field asset as opposed to potential for a campus of multiple fields. It was not considered to be a parcel which would provide additional field space.

Notes on Stakeholder Meeting with
New Heights (a program of the Seacoast Mental Health Center)
Located at the Community Campus (owned by the Foundation for Seacoast Health)

Tracey Tucker, Executive Director of New Heights

Tracey indicated that she had been in contact with the Foundation for Seacoast Health who authorized her to have discussions with the City about using its outdoor field space and the indoor gym at the Community Campus.

Rus, Barry, and Koz discuss the field space needs required by the Rec. Department and toured the building. The indoor gym has a rubberized floor, can be portioned in to youth courts, has lockerroom space, and an adjacent play area and class room. The space can be made available when the rest of the Community Campus is closed. A key can be provided to the authorized user.

Tracey was to report back on the days and times which were available for the indoor gym, the practice field, tennis courts, and multi-purpose field.

Here is the availability Tracey reported in an e-mail in early August, 2008.

Hey Russ,

I have spoken with Deb Grabowski about our dialog. It appears that the foundation has entered into some contracts for this year with a couple different sporting groups, but here is what we have available at this time, starting in September:

Gym:

Tuesdays: 5:00 on

Saturdays: All Day

Sundays: Every other all day

(Currently we have Mon, Tue, Wed, Thur, Sat and Sun available in the gym, but the FSH has a contract starting in December for Mon, Wed, Thur, Fri and Sunday)

Field:

Monday, Wednesday, Friday and Saturday

Sunday: Early Am to 2:00

Outdoor Courts:

Fully available. Should be completed and ready to go by end of August.

I have talked to Deb and she is very willing to give us more time with the gym when these current contracts expire.

I am not sure if any of this is a good fit for you time wise. Let me know and then we can talk costs, which I want to make completely affordable.

Thanks for your patience. Tracey

E. Field User Group Questionnaires / Stakeholder Interview Attendance Sheets

Following is a copy of the Questionnaire provided to the Field User Groups identified to the Consultant Team by the City of Portsmouth and invited to a stakeholder interview on September 2, 2009. Not all groups provided with a questionnaire provided a completed form. The completed questionnaires that were returned are enclosed as part of this appendices section. Also attached are the sign-in sheets for the City of Portsmouth Staff stakeholder meeting and the Activate Portsmouth stakeholder meeting.

City of Portsmouth Recreation Department

Athletic Field User Group Questionnaire

The Architectural Team, Inc. is leading a team of consultants that have been retained by the City of Portsmouth to complete a comprehensive recreational needs study. A major aspect of this study is developing an assessment of the existing athletic fields, their current use and potential future use. As part of this study, we would like you to answer the following questions regarding your organization and its use of athletic fields in the area. Your thorough responses to this questionnaire would be much appreciated. Please bring your completed questionnaire to the Athletic Field User Group meeting on September 2, 2009 at 6:30 p.m. in Conference Room A.

1. What is the name of the organization you represent?

- a. Organization Leadership Contact Information

Name: _____

Street Address: _____

City, Town: _____

Phone: _____

Email: _____

- b. What sports/activities do you support/provide?

Sport 1: _____

Participants:

- Boys
 Girls
 Co-ed
 Adult

Sport 2 (If Applicable): _____

Participants:

- Boys
- Girls
- Co-ed
- Adult

c. Please describe your organization's schedule.

i. Seasonal beginning dates/ending dates: _____

ii. Number of weeks: _____

Number of games: _____

iii. Number of practices per week: _____

iv. Tournaments or other events: _____

(i.e. Friday afternoons, Weekend Mornings, etc.)

2. What is the size and make-up of your organization?

a. Current year (2009)

of Teams: _____

of Players / Participants: _____

Age Range: _____

b. Previous 3-5 years (2003-2008)

Average # of Teams: _____

Average # of Players / Participants: _____

Average Age Range: _____

c. Future 2-3 years (2010-2012)

Anticipated # of Teams: _____

Anticipated # of Players / Participants: _____

Anticipated Age Range: _____

Where (in what age groups, etc.) do you expect the greatest growth?

3. What fields in Portsmouth do you currently utilize for your organization?

a. Fields (name of park or location): _____

b. Days/times (Practices): _____
(Provide Separate sheet / schedule if necessary / possible)

c. Days/times (Games): _____
(Provide Separate sheet / schedule if necessary / possible)

4. What other fields do you currently utilize for your organization?

a. Community/owner: _____

b. Fields (name of park or location): _____

c. Size of fields (regulation / non-regulation): _____

d. Lit, Unlit: _____

e. Days/times: (Or note on attached schedule): _____

f. Fees for use (amount) if any: _____

5. What are the specific needs of your organization that are not currently being met by existing facilities?

a. Practice (time, days of the week, season)

b. Tournaments, etc. (number, size, etc.)

c. Support facilities (restrooms, spectator seating etc.)

6. Do you believe that members of your organization would be willing to attend practices or games in a town adjacent to the City of Portsmouth? If yes, please provide detail (i.e. to what extent, how far away, what percentage of games, etc.)

7. Please insert the name of the Athletic Field your organization uses most often:

A. Please describe three things you like about this field space:

1. _____

2. _____

3. _____

B. Please describe three things you dislike about this field space:

1. _____

2. _____

3. _____

8. Describe any other issues or concerns regarding athletic field needs of your organization:

**City of Portsmouth
Recreation Department**

**Athletic Field User Groups
Comprehensive Recreation Needs Study**

Conference Room A

SIGN-IN SHEET

6:30 PM

September 2, 2009

NAME	ORGANIZATION
Bob Kraska	Portsmouth Women's Softball League
Bob Hopley	ADULT SOFTBALL
Kathie Salvadore	Portsmouth City Soccer Club.
MICHAEL MCCANN	PORTSMOUTH GIRLS SOFTBALL ASSOC.
Jay Scaccia	PORTSMOUTH COED SOFTBALL
Chris Lawrence	TAP - Tenants Association of Portsmouth
Todd Henley	NEW HAMPSHIRE SPORTS & SOCIAL CLUB
KATHIE LYNCH	PORTSMOUTH LITTLE LEAGUE
Boyd Morrison	Portsmouth Youth Football (Pres.) & Seacoast Lacrosse (V.P.)

City of Portsmouth Recreation Department

Athletic Field User Group Questionnaire

The Architectural Team, Inc. is leading a team of consultants that have been retained by the City of Portsmouth to complete a comprehensive recreational needs study. A major aspect of this study is developing an assessment of the existing athletic fields, their current use and potential future use. As part of this study, we would like you to answer the following questions regarding your organization and its use of athletic fields in the area. Your thorough responses to this questionnaire would be much appreciated. Please bring your completed questionnaire to the Athletic Field User Group meeting on September 2, 2009 at 6:30 p.m. in Conference Room A.

1. What is the name of the organization you represent?

Tenants Association at Pease / TAP

- a. Organization Leadership Contact Information

Name: Cindy Clark
 Street Address: 29 Manchester Square
 City, Town: Portsmouth
 Phone: 603-427-7651
 Email: CLAWRONES@CCSNH.EDU

- b. What sports/activities do you support/provide?

Sport 1: Softball
 Participants:

- Boys
 Girls
 Co-ed
 Adult

Sport 2 (If Applicable): _____

Participants:

- Boys
- Girls
- Co-ed
- Adult

c. Please describe your organization's schedule.

- i. Seasonal beginning dates/ending dates: May 1 - Aug. 20
- ii. Number of weeks: 16
Number of games: 16 per team
- iii. Number of practices per week: —
- iv. Tournaments or other events: included
(i.e. Friday afternoons, Weekend Mornings, etc.)

2. What is the size and make-up of your organization?

a. Current year (2009)

of Teams: 4
 # of Players / Participants: 80-100
 Age Range: 20-70

b. Previous 3-5 years (2003-2008)

Average # of Teams: —
 Average # of Players / Participants: —
 Average Age Range: —

c. Future 2-3 years (2010-2012)

Anticipated # of Teams: 8
 Anticipated # of Players / Participants: 200
 Anticipated Age Range: 20-70

Where (in what age groups, etc.) do you expect the greatest growth?

20's + 30's

3. What fields in Portsmouth do you currently utilize for your organization?

a. Fields (name of park or location): Martin's Point
on Pease

b. Days/times (Practices): wh —
(Provide Separate sheet / schedule if necessary / possible)

c. Days/times (Games): were T/Th - Anticipate M/T/W/Th
(Provide Separate sheet / schedule if necessary / possible)

4. What other fields do you currently utilize for your organization?

a. Community/owner: —

b. Fields (name of park or location): —

c. Size of fields (regulation / non-regulation): —

d. Lit, Unlit: —

e. Days/times: (Or note on attached schedule): —

f. Fees for use (amount) if any: —

5. What are the specific needs of your organization that are not currently being met by existing facilities?

a. Practice (time, days of the week, season)
—

b. Tournaments, etc. (number, size, etc.)
EVERYTHING WAS FINE

c. Support facilities (restrooms, spectator seating etc.)

- Portable Toilet
- STANDS/BENCHES - MORE NEEDED

6. Do you believe that members of your organization would be willing to attend practices or games in a town adjacent to the City of Portsmouth? If yes, please provide detail (i.e. to what extent, how far away, what percentage of games, etc.)

No

7. Please insert the name of the Athletic Field your organization uses most often:

Martin's Point

A. Please describe three things you like about this field space:

1. - Infield & Outfield in excellent condition
2. - and were well maintained
3. - Availability

B. Please describe three things you dislike about this field space:

1. - Field very small - maybe add a
2. - Green Monster Wall
3. - More Spectator Seating

8. Describe any other issues or concerns regarding athletic field needs of your organization:

? WE EXPECT TO GROW
and add teams and players.
We would like to add
Days of use or add a
new, longer field. There are
ideal, available (unused) areas
on Pease.

City of Portsmouth Recreation Department

Athletic Field User Group Questionnaire

The Architectural Team, Inc. is leading a team of consultants that have been retained by the City of Portsmouth to complete a comprehensive recreational needs study. A major aspect of this study is developing an assessment of the existing athletic fields, their current use and potential future use. As part of this study, we would like you to answer the following questions regarding your organization and its use of athletic fields in the area. Your thorough responses to this questionnaire would be much appreciated. Please bring your completed questionnaire to the Athletic Field User Group meeting on September 2, 2009 at 6:30 p.m. in Conference Room A.

1. What is the name of the organization you represent?

NEW HAMPSHIRE SPORTS & SOCIAL CLUB - SEACOAST DIVISION (WWW.NHSSC.COM)

a. Organization Leadership Contact Information

Name: TODD HENLEY

Street Address: 777 MIDDLE RD. #3

City, Town: PORTSMOUTH, NH

Phone: 603 498-4358

Email: todd.henley@nhssc.com

b. What sports/activities do you support/provide?

Sport 1: KICKBALL

Participants:

- Boys
- Girls
- Co-ed
- Adult

Sport 2 (If Applicable): FLAG FOOTBALL

Participants:

- Boys
- Girls
- Co-ed
- Adult

SPORT 3 - BEACH VOLLEYBALL

SPORT 4 - SOFTBALL

SPORT 5 - HORSESHOES

c. Please describe your organization's schedule.

i. Seasonal beginning dates/ending dates: YEAR-ROUND BUT OUTDOORS
APR. - OCT.

ii. Number of weeks: 9 week seasons

Number of games: 9

iii. Number of practices per week: 0

iv. Tournaments or other events: _____
(i.e. Friday afternoons, Weekend Mornings, etc.)

2. What is the size and make-up of your organization?

a. Current year (2009)

of Teams: varies

of Players / Participants: 500+

Age Range: 21-45

b. Previous 3-5 years (2003-2008)

Average # of Teams: _____

Average # of Players / Participants: 300+

Average Age Range: 21-45

c. Future 2-3 years (2010-2012)

Anticipated # of Teams: _____

Anticipated # of Players / Participants: 1000+

Anticipated Age Range: 21-55

Where (in what age groups, etc.) do you expect the greatest growth?

21-35 yr. old

3. What fields in Portsmouth do you currently utilize for your organization?

- a. Fields (name of park or location): Clough Field
New Franklin Field
- b. Days/times (Practices): _____
(Provide Separate sheet / schedule if necessary / possible)
- c. Days/times (Games): TUE. 5³⁰ - 8¹⁵
(Provide Separate sheet / schedule if necessary / possible)

4. What other fields do you currently utilize for your organization?

- a. Community/owner: NEW CASTLE, NH
- b. Fields (name of park or location): GREAT ISLAND COMMON
- c. Size of fields (regulation / non-regulation): OPEN GREENSPACE / BEACH
(non-reservable field - public park!)
- d. Lit, Unlit: UNLIT
- e. Days/times: (Or note on attached schedule): THUR. 5³⁰ - 8¹⁵
- f. Fees for use (amount) if any: \$ 200 FLAT FEE FOR GROUP ADMISSION FOR SEASON

5. What are the specific needs of your organization that are not currently being met by existing facilities?

- a. Practice (time, days of the week, season)

- b. Tournaments, etc. (number, size, etc.)
More general use fields - 2 or 3 - soccer field size

- c. Support facilities (restrooms, spectator seating etc.)

lights for night use

6. Do you believe that members of your organization would be willing to attend practices or games in a town adjacent to the City of Portsmouth? If yes, please provide detail (i.e. to what extent, how far away, what percentage of games, etc.)

Yes. We currently travel to New Castle and Kittery for other facilities, but ultimately want to keep our sports in Portsmouth. Especially because of the social aspect of our leagues - sponsor restaurants, etc.

7. Please insert the name of the Athletic Field your organization uses most often:

Clough Field

- A. Please describe three things you like about this field space:

1. Big enough for multiple sports - not just softball
2. Proximity to downtown
3. Usually in decent condition

- B. Please describe three things you dislike about this field space:

1. Parking - plenty @ Little Harbor, but confusing right at it.
2. Unlit
3. Availability

8. Describe any other issues or concerns regarding athletic field needs of your organization:

Because of our "for-profit" status, we are lost for reserving, which is understandable - however I see multiple fields being reserved by groups and then not all are used. There is also a lack of adequate parking @ almost every field and practically no general-use open fields. Plus, very little/no use of lit fields for our organization. These issues have not allowed us to grow as a business.

City of Portsmouth Recreation Department

Athletic Field User Group Questionnaire

The Architectural Team, Inc. is leading a team of consultants that have been retained by the City of Portsmouth to complete a comprehensive recreational needs study. A major aspect of this study is developing an assessment of the existing athletic fields, their current use and potential future use. As part of this study, we would like you to answer the following questions regarding your organization and its use of athletic fields in the area. Your thorough responses to this questionnaire would be much appreciated. Please bring your completed questionnaire to the Athletic Field User Group meeting on September 2, 2009 at 6:30 p.m. in Conference Room A.

1. What is the name of the organization you represent?

PORTSMOUTH LITTLE LEAGUE

- a. Organization Leadership Contact Information

Name: KATHIE LYNCH

Street Address: 3 BOYAN PLACE

City, Town: PORTSMOUTH

Phone: 431-5287

Email: kathielynch@hotmail.com

- b. What sports/activities do you support/provide?

Sport 1: baseball

Participants:

- Boys
 Girls
 Co-ed
 Adult

Sport 2 (If Applicable): _____

Participants:

- Boys
- Girls
- Co-ed
- Adult

c. Please describe your organization's schedule.

- | | | | |
|---|---|-------------------|--------------|
| | Regular season | Tournament season | Fall ball |
| i. Seasonal beginning dates/ending dates: | 4/20 → 6/20 | 6/15 → 8/1 | 8/20 → 10/31 |
| ii. Number of weeks: | 8 weeks | 7 weeks | 8 weeks |
| Number of games: | 3/day ; 8/WE | 2/day ; 5/WE | 4/Weekend |
| iii. Number of practices per week: | Average 5 per team (19 teams) 3/23 → opening day
Then 1-2 per team in season | | |
| iv. Tournaments or other events: | Tournaments part of season
(i.e. Friday afternoons, Weekend Mornings, etc.) | | |

2. What is the size and make-up of your organization?

a. Current year (2009)

of Teams: 19
 # of Players / Participants: ~ 230
 Age Range: 8-12
5-18 in Challenger Division

b. Previous 3-5 years (2003-2008)

Average # of Teams: 19
 Average # of Players / Participants: ~ 220
 Average Age Range: 8-12

c. Future 2-3 years (2010-2012)

Anticipated # of Teams: 20-22
 Anticipated # of Players / Participants: ~ 250
 Anticipated Age Range: 8-12
5-18 Challenger Division

Where (in what age groups, etc.) do you expect the greatest growth?

Challenger Division (disabled players)

3. What fields in Portsmouth do you currently utilize for your organization?

- a. Fields (name of park or location): Plains, Hislop, Central for games
- b. Days/times (Practices): practices { Lafayette, New Franklin, Caswell, Greenland Central School, Newington, Pickering
M → F 3³⁰-5 & 5-6³⁰; all day Sat/Sun
 (Provide Separate sheet / schedule if necessary / possible)
- c. Days/times (Games): M → F 5³⁰pm SAT/SUN 9⁰⁰AM to 3⁰⁰pm
 (Provide Separate sheet / schedule if necessary / possible)

4. What other fields do you currently utilize for your organization?

- a. Community/owner: Greenland, Newington, Pickering
- b. Fields (name of park or location): Caswell, Greenland Central School
Newington Central School, Pickering field (priv)
- c. Size of fields (regulation / non-regulation): Pickering is "big" diamond (90')
rest are 60' base path
- d. Lit, Unlit: all unlit
- e. Days/times: (Or note on attached schedule): as above
- f. Fees for use (amount) if any: annual donation to Greenland Recreation Dept
\$1200.00 to use Pickering Field

5. What are the specific needs of your organization that are not currently being met by existing facilities?

- a. Practice (time, days of the week, season)

always need in preseason/regular season for more practice time

- b. Tournaments, etc. (number, size, etc.)

schedule tournaments within confines of existing fields

- c. Support facilities (restrooms, spectator seating etc.)

Central field needs portable toilet

Spectator seating does not meet safety requirements for handrails

6. Do you believe that members of your organization would be willing to attend practices or games in a town adjacent to the City of Portsmouth? If yes, please provide detail (i.e. to what extent, how far away, what percentage of games, etc.)

Yes; our program includes players from Greenland & Newington

7. Please insert the name of the Athletic Field your organization uses most often:

Plains, Hislop & Central

- A. Please describe three things you like about this field space:

1. location

2. baseball tradition

3. e Hislop & Plains → adjacent playgrounds

- B. Please describe three things you dislike about this field space:

1. all are very close to roads with safety & foul ball concerns

2. parking

3. no bathroom at Central

8. Describe any other issues or concerns regarding athletic field needs of your organization:

- drainage has improved at all fields after installation of new drainage & irrigation but remains a concern esp. @ Plains Field (with standing water in summer mosquitoes a concern)
- redesign of Islington / Route 33 roadway a concern for parking & protecting vehicles from home run balls

City of Portsmouth Recreation Department

Athletic Field User Group Questionnaire

The Architectural Team, Inc. is leading a team of consultants that have been retained by the City of Portsmouth to complete a comprehensive recreational needs study. A major aspect of this study is developing an assessment of the existing athletic fields, their current use and potential future use. As part of this study, we would like you to answer the following questions regarding your organization and its use of athletic fields in the area. Your thorough responses to this questionnaire would be much appreciated. Please bring your completed questionnaire to the Athletic Field User Group meeting on September 2, 2009 at 6:30 p.m. in Conference Room A.

1. What is the name of the organization you represent?

PORTSMOUTH GIRLS SOFTBALL ASSOC

a. Organization Leadership Contact Information

* Name: Kellie PRIAL (PRESIDENT)

Street Address: 143 LOVE LN

City, Town: RYE N.H. 03870

Phone: 603-964-2543

Email: KPRIAL@COMCAST.NET

b. What sports/activities do you support/provide?

Sport 1: GIRLS FAST PITCH SOFTBALL

Participants:

- Boys
 Girls
 Co-ed
 Adult

* QUESTIONNAIRE FILLED OUT BY
 MIKE MCCANN FORMER PRESIDENT 431-5780
 80 PEARSON ST PORTSMOUTH N.H.

Sport 2 (If Applicable): _____

Participants:

- Boys
 Girls
 Co-ed
 Adult

c. Please describe your organization's schedule.

- i. Seasonal beginning dates/ending dates: MARCH - AUGUST
MARCH & APRIL PRACTICE
- (*) ii. Number of weeks: MAY & JUNE GAMES
 Number of games: APPROX 60 GAMES
- iii. Number of practices per week: EACH TEAM 3 PRACTICES
- iv. Tournaments or other events: TRAVEL TEAM MONTH OF JULY
 (i.e. Friday afternoons, Weekend Mornings, etc.)

2. What is the size and make-up of your organization?

a. Current year (2009)

of Teams: 3
 # of Players / Participants: 39
 Age Range: 9-12

b. Previous 3-5 years (2003-2008)

Average # of Teams: 5
 Average # of Players / Participants: 65
 Average Age Range: 9-12

c. Future 2-3 years (2010-2012)

Anticipated # of Teams: 4
 Anticipated # of Players / Participants: 52
 Anticipated Age Range: 9-12

Where (in what age groups, etc.) do you expect the greatest growth?

(*) TRAVEL TEAM PLAY MONTH OF JULY

3. What fields in Portsmouth do you currently utilize for your organization?

- a. Fields (name of park or location): SHERBURNE Field ^{regulation}
(*) PEAJE Field ^{non-regulation}
- b. Days/times (Practices): SEE ATTACHED SHEET
 (Provide Separate sheet / schedule if necessary / possible)
- c. Days/times (Games): SEE ATTACHED SHEET
 (Provide Separate sheet / schedule if necessary / possible)

4. What other fields do you currently utilize for your organization?

- a. Community/owner: _____
- b. Fields (name of park or location): _____

- c. Size of fields (regulation / non-regulation): _____
- d. Lit, Unlit: UNLIT
- e. Days/times: (Or note on attached schedule): _____

- f. Fees for use (amount) if any: 40.00 per child

5. What are the specific needs of your organization that are not currently being met by existing facilities?

- a. Practice (time, days of the week, season)

- b. Tournaments, etc. (number, size, etc.)

(*) PDDR DRAINAGE AT THIS FIELD

c. Support facilities (restrooms, spectator seating etc.)

NO REST ROOMS, NO ELECTRICITY,
NO WATER

6. Do you believe that members of your organization would be willing to attend practices or games in a town adjacent to the City of Portsmouth? If yes, please provide detail (i.e. to what extent, how far away, what percentage of games, etc.)

NO

7. Please insert the name of the Athletic Field your organization uses most often:

SHERBURNE Field

A. Please describe three things you like about this field space:

1. Field is a former gravel pit so it
drains quickly
2. _____
3. _____

B. Please describe three things you dislike about this field space:

1. * Field NOT LAYED OUT PROPERLY (SEE BELOW)
2. NO REST ROOMS OR WATER
3. NO ELECTRICITY
4. PARKING POOR

* THE LINE FROM HOME PLATE THROUGH THE
PITCHER'S PLATE TO SECOND BASE SHALL
RUN EAST - NORTHEAST.

8. Describe any other issues or concerns regarding athletic field needs of your organization:

Fields ARE ^{NOT} LAYED OUT PROPERLY
LIMITED GRAND STANDS FOR SEATING
LIMITED PARKING



Portsmouth Girls Softball Association



May 2003 Game Schedule

Sun Mon Tue Wed Thu Fri Sat

Good Luck Teams!

S = Sherburne Field

OPENING DAY

Relyco

P = Pease Field

9AM
SHERBURN
FIELD **3**

Piscataqua Savings

1st Team Listed is the Home Team

9:20AM RELYCO
VS GOODWIN

Darleen's Pizza - Mitchell's

Responsible for the Field Prep

11:20AM P-CATS
VS PATS

Pat's Family Day Care

2nd Team Listed is the Visiting Team

1:20PM DARLEEN
VS MITCHELL

& Goodwin Oil

Responsible for the Concession Table

<p><i>Players are Expected to Attend All Games & Practices.</i></p> <p><i>Please Contact Your Team's Manager if you are unable to Attend.</i></p>	<p>6PM 5 S P-CATS VS MITCHELL'S P GOODWIN VS PATS</p>	<p>6PM 6 S DARLEEN'S VS RELYCO</p>	<p>7 NEW FRANKLIN MUSICAL </p>	<p>6PM 8 S RELYCO VS PATS</p>	<p>9 TAG DAY WEEKEND</p>	<p>10 TAG DAY WEEKEND</p>
	<p>6PM 12 S P-CATS VS GOODWIN P PATS VS DARLEEN'S</p>	<p>6PM 13 S MITCHELL'S VS RELYCO</p>	<p>6PM 14 S MITCHELL'S VS PATS P DARLEEN'S VS P-CATS</p>	<p>6PM 15 S RELYCO VS P-CATS</p>	<p>6PM 16 S MITCHELL'S VS GOODWIN</p>	<p>17 SATURDAYS ARE RESERVED FOR RAIN DATES</p>
	<p>6PM 19 S PATS VS MITCHELL'S P GOODWIN VS P-CATS</p>	<p>6PM 20 S RELYCO VS DARLEEN'S</p>	<p>21 ALL CITY CONCERT </p>	<p>6PM 22 S PATS VS RELYCO</p>	<p>6PM 23 S P-CATS VS DARLEEN'S P GOODWIN VS MITCHELL'S</p>	 Team Work!
	<p>25 MEMORIAL DAY WEEKEND</p>	<p>6PM 26 S DARLEEN'S VS GOODWIN</p>	<p>27 MIDDLE SCHOOL SPRING CONCERT </p>	<p>6PM 29 S GOODWIN VS RELYCO</p>	<p>6PM 30 S DARLEEN'S VS PATS P MITCHELL'S VS P-CATS</p>	

3 TEAM PRACTICE Schedule

2009 PGSA PRACTICE SCHEDULE

SHERBURNE FIELD

<u>DAY</u>	<u>4 TO 5:00 PM</u>	<u>5:00 TO 7:00PM</u>
MONDAY		PISCATAQUA
TUESDAY		DARLEEN'S
WEDNESDAY		RELYCO
THURSDAY		DARLEEN'S
FRIDAY		

PEASE FIELD

<u>DAY</u>	<u>4 TO 5:00 PM</u>	<u>5:00 TO 7:00 PM</u>
MONDAY		RELYCO
WEDNESDAY		PISCATAQUA
FRIDAY		

SATURDAY SCHEDULE

<u>TIME</u>	<u>SATURDAY 3/28</u>	<u>SATURDAY 4/4</u>	<u>SATURDAY 4/11</u>
9:00-11:00 (S)		PISCATAQUA	RELYCO
9:00-11:00 (P)		RELYCO	PISCATAQUA
11:00-1:00 (S)		DARLEEN'S	DARLEEN'S

<u>TIME</u>	<u>SATURDAY 4/18</u>	<u>SATURDAY 4/25</u>	<u>SATURDAY 5/2</u>
9:00-11:00 (S)	PISCATAQUA	RELYCO	PISCATAQUA
9:00-11:00 (P)	RELYCO	PISCATAQUA	RELYCO
11:00-1:00 (S)	DARLEEN'S	DARLEEN'S	DARLEEN'S

(P) PEASE FIELD
 (S) SHERBURNE FIELD

City of Portsmouth Recreation Department

Athletic Field User Group Questionnaire

The Architectural Team, Inc. is leading a team of consultants that have been retained by the City of Portsmouth to complete a comprehensive recreational needs study. A major aspect of this study is developing an assessment of the existing athletic fields, their current use and potential future use. As part of this study, we would like you to answer the following questions regarding your organization and its use of athletic fields in the area. Your thorough responses to this questionnaire would be much appreciated. Please bring your completed questionnaire to the Athletic Field User Group meeting on September 2, 2009 at 6:30 p.m. in Conference Room A.

1. What is the name of the organization you represent?

Portsmouth Women's Softball League

- a. Organization Leadership Contact Information

Name: Bob Kraspo

Street Address: 11 Portsmouth Ave

City, Town: Brentland, N.H.

Phone: 436-3860

Email: _____

- b. What sports/activities do you support/provide?

Sport 1: _____

Participants:

- Boys
 Girls
 Co-ed
 Adult

Sport 2 (If Applicable): _____

Participants:

- Boys
- Girls
- Co-ed
- Adult

c. Please describe your organization's schedule.

- i. Seasonal beginning dates/ending dates: Starts May 13th to Aug 26th
- ii. Number of weeks: 15-16 weeks
 Number of games: 45-50 games
- iii. Number of practices per week: 2-3 before the league starts
- iv. Tournaments or other events: None right now
 (i.e. Friday afternoons, Weekend Mornings, etc.)

2. What is the size and make-up of your organization?

a. Current year (2009)

of Teams: 4
 # of Players / Participants: 63 players
 Age Range: 16-57

b. Previous 3-5 years (2003-2008)

Average # of Teams: 5
 Average # of Players / Participants: 77 players
 Average Age Range: 16-56

c. Future 2-3 years (2010-2012)

Anticipated # of Teams: 4-5
 Anticipated # of Players / Participants: 70-80 players
 Anticipated Age Range: 16 - what ever

Where (in what age groups, etc.) do you expect the greatest growth?

The younger age 17 - 30

3. What fields in Portsmouth do you currently utilize for your organization?

a. Fields (name of park or location): Alumni Field

b. Days/times (Practices): Games are played every Wed night starting at 6:30
(Provide Separate sheet / schedule if necessary / possible)

we play 3 games per Wed night, Make ups if needed on Fri nights

c. Days/times (Games): _____
(Provide Separate sheet / schedule if necessary / possible)

4. What other fields do you currently utilize for your organization?

a. Community/owner: _____

b. Fields (name of park or location): Sherburne School field

c. Size of fields (regulation / non-regulation): Non-regulation for practice only

d. Lit, Unlit: _____

e. Days/times: (Or note on attached schedule): _____

f. Fees for use (amount) if any: 200 Maintenance fee plus 20 per player Non resident Fee.
Plus we pay for our uniforms + lights

5. What are the specific needs of your organization that are not currently being met by existing facilities?

a. Practice (time, days of the week, season)

b. Tournaments, etc. (number, size, etc.)

c. Support facilities (restrooms, spectator seating etc.)

Yes we need restrooms and seating

6. Do you believe that members of your organization would be willing to attend practices or games in a town adjacent to the City of Portsmouth? If yes, please provide detail (i.e. to what extent, how far away, what percentage of games, etc.)

I don't believe so. My team (Bob Krasso) uses Krasso field in Greenland for practices only

7. Please insert the name of the Athletic Field your organization uses most often:

Alumni Field

A. Please describe three things you like about this field space:

1. It's the best softball field around the seacoast
2. It's also a regulation size softball field
3. Plus the field has lights for night games which we pay for not the city of Ports.

~~B. Please describe three things you like about this field space:~~

4. Bob Hopley + Bob Krasso maintain the field always
 - It's always ready to play on after any rain or shower
 - Also the high school loves to play on Alumni Field.

8. Describe any other issues or concerns regarding athletic field needs of your organization:

None at this time.

City of Portsmouth Recreation Department

Athletic Field User Group Questionnaire

The Architectural Team, Inc. is leading a team of consultants that have been retained by the City of Portsmouth to complete a comprehensive recreational needs study. A major aspect of this study is developing an assessment of the existing athletic fields, their current use and potential future use. As part of this study, we would like you to answer the following questions regarding your organization and its use of athletic fields in the area. Your thorough responses to this questionnaire would be much appreciated. Please bring your completed questionnaire to the Athletic Field User Group meeting on September 2, 2009 at 6:30 p.m. in Conference Room A.

1. What is the name of the organization you represent?

PORTSMOUTH MEN'S SOFTBALL

- a. Organization Leadership Contact Information

Name: BOB HOPEY

Street Address: 175 WIDBIRD ST.

City, Town: PORTSMOUTH, NH 03801

Phone: 431-0664

Email: nhasarep@aol.com

- b. What sports/activities do you support/provide?

Sport 1: SOFTBALL

Participants:

- Boys
 Girls
 Co-ed
 Adult

Sport 2 (If Applicable): _____

Participants:

- Boys
 Girls
 Co-ed
 Adult

c. Please describe your organization's schedule.

- i. Seasonal beginning dates/ending dates: MAY 1 - AUG. 31
 ii. Number of weeks: 17-18
 Number of games: 72-96
 iii. Number of practices per week: 14-20 IN APRIL 4-5 MAY-AUG
 iv. Tournaments or other events: 2-3 FRI-TH, SAT & SUN ALL DAY
 (i.e. Friday afternoons, Weekend Mornings, etc.)

2. What is the size and make-up of your organization?

a. Current year (2009)

of Teams: 0
 # of Players / Participants: 0
 Age Range: 18-50

b. Previous 3-5 years (2003-2008)

Average # of Teams: 6
 Average # of Players / Participants: 100
 Average Age Range: 18-50

c. Future 2-3 years (2010-2012)

Anticipated # of Teams: 6
 Anticipated # of Players / Participants: 100
 Anticipated Age Range: 18-50

Where (in what age groups, etc.) do you expect the greatest growth?

STABLE

3. What fields in Portsmouth do you currently utilize for your organization?

a. Fields (name of park or location): ACORN - PARROT AVE.

b. Days/times (Practices): SUN 5:30-8:00 MON TUE THUR SAT
(Provide Separate sheet / schedule if necessary / possible)

c. Days/times (Games): MON, TUE, THUR 6:00-10:00
(Provide Separate sheet / schedule if necessary / possible)

4. What other fields do you currently utilize for your organization?

a. Community/owner: _____

b. Fields (name of park or location): _____

c. Size of fields (regulation / non-regulation): _____

d. Lit, Unlit: _____

e. Days/times: (Of note on attached schedule): _____

f. Fees for use (amount) if any: _____

5. What are the specific needs of your organization that are not currently being met by existing facilities?

a. Practice (time, days of the week, season)
NONE

b. Tournaments, etc. (number, size, etc.)
NONE

c. Support facilities (restrooms, spectator seating etc.)

NONE

6. Do you believe that members of your organization would be willing to attend practices or games in a town adjacent to the City of Portsmouth? If yes, please provide detail (i.e. to what extent, how far away, what percentage of games, etc.)

MAYBE - ?

7. Please insert the name of the Athletic Field your organization uses most often:

ALUMNI FIELD

A. Please describe three things you like about this field space:

- 1. LOCATION
ADULT & HIGH SCHOOL
- 2. BEST SOFTBALL FIELD IN NH
- 3. CONCESSION

B. Please describe three things you dislike about this field space:

- 1. NO PROPER DUGOUTS
- 2. NEW LIBRARY USES PARKING DESIGNATED FOR USE BY FIELD USERS.
- 3. _____

8. Describe any other issues or concerns regarding athletic field needs of your organization:

*IN GENERAL WE NEED AT LEAST
2-3 ADULT "REGULATION" FIELDS (SOFTBALL)
AND 1-2 SCHOOL SOFTBALL FIELDS.*

City of Portsmouth Recreation Department

Athletic Field User Group Questionnaire

The Architectural Team, Inc. is leading a team of consultants that have been retained by the City of Portsmouth to complete a comprehensive recreational needs study. A major aspect of this study is developing an assessment of the existing athletic fields, their current use and potential future use. As part of this study, we would like you to answer the following questions regarding your organization and its use of athletic fields in the area. Your thorough responses to this questionnaire would be much appreciated. Please bring your completed questionnaire to the Athletic Field User Group meeting on September 2, 2009 at 6:30 p.m. in Conference Room A.

1. What is the name of the organization you represent?

Portsmouth City Soccer Club

- a. Organization Leadership Contact Information

Name: Kathie Salvadore

Street Address: 87 Leavitt Ave

City, Town: Portsmouth

Phone: 436-9732

Email: K_Salvadore@yahoo.com

- b. What sports/activities do you support/provide?

Sport 1: SOCCER

Participants:

- Boys
 Girls
 Co-ed
 Adult

Sport 2 (If Applicable): _____

Participants:

- Boys
 Girls
 Co-ed
 Adult

c. Please describe your organization's schedule.

i. Seasonal beginning dates/ending dates: mid Aug - end Oct.

ii. Number of weeks: 11

Number of games: 8-10 / team

iii. Number of practices per week: 2 / team

iv. Tournaments or other events: -
(i.e. Friday afternoons, Weekend Mornings, etc.)

2. What is the size and make-up of your organization?

a. Current year (2009)

of Teams: 13

of Players / Participants: 180

Age Range: 8-13

b. Previous 3-5 years (2003-2008)

Average # of Teams: 12

Average # of Players / Participants: 175

Average Age Range: 8-13

c. Future 2-3 years (2010-2012)

Anticipated # of Teams: 14

Anticipated # of Players / Participants: 175-200

Anticipated Age Range: 8-13

Where (in what age groups, etc.) do you expect the greatest growth?

we tend to see most growth in the U9 - U10 age groups

3. What fields in Portsmouth do you currently utilize for your organization?

- a. Fields (name of park or location): Clough, Dondora, Lafayette,
Maplehaven, New Franklin, HS
- b. Days/times (Practices): see attached
(Provide Separate sheet / schedule if necessary / possible)
- c. Days/times (Games): see attached
(Provide Separate sheet / schedule if necessary / possible)

4. What other fields do you currently utilize for your organization?

- a. Community/owner: Town of Newington
- b. Fields (name of park or location): Newington Elementary
Newington Old Town Hall
- c. Size of fields (regulation / non-regulation): Elem - non-regulation
OTH - regulation for U11 + U12 only
- d. Lit, Unlit: Unlit
- e. Days/times: (Or note on attached schedule): see attached
- f. Fees for use (amount) if any: none

5. What are the specific needs of your organization that are not currently being met by existing facilities?

- a. Practice (time, days of the week, season)
Not enough of correct size fields. Older teams are having to play on
smaller fields. Have 8 days of practice on larger fields, have 8 teams
- b. Tournaments, etc. (number, size, etc.) need 10 days.
camp - use Clough - would like a field w/ bathrooms or a
shelter in case of storms.

c. Support facilities (restrooms, spectator seating etc.)

more parking at fields, permanent bathrooms,
shelter in case of storms.

6. Do you believe that members of your organization would be willing to attend practices or games in a town adjacent to the City of Portsmouth? If yes, please provide detail (i.e. to what extent, how far away, what percentage of games, etc.)

People already use fields in Naughton.
The old town hall field (games + practices) and the
elementary school (practices). We have also used fields in Greenland

7. Please insert the name of the Athletic Field your organization uses most often:

Leary

A. Please describe three things you like about this field space:

1. centrally located
2. 4 fields to choose from
3. equipment for field stored on site (corner flags)

B. Please describe three things you dislike about this field space:

1. only 2 fields are all grass, the other 2 are part of the baseball diamond
2. parking - have to share w/ library, PMS and people at work
3. _____

8. Describe any other issues or concerns regarding athletic field needs of your organization:

PCSC has always had good luck getting the fields we need. The only competition we have in the fall is football. It would be nice to have a complex of fields as we currently are using 9 different field locations spread over 2 towns. Most of the fields we use are in pretty good condition. The town + rec. dept are quick to address our needs as far as mowing, setting up the goals on Clough + Leary and lining the fields.

Due to field limitations we are at our maximum teams of 13-14 teams a season which caps us at around 200 children.

PCSC Practice Schedule

	Monday	Tuesday	Wednesday	Thursday	Friday
Dondero	U13G McDonald; 5:30-7:00	U13G Annis	U14G Weaver; 5:30-7:00	U13B Cayer; 5:00-6:30	U14G Weaver; 5:30-7:00
Clough	U14B Stevens; 6:00-7:30	X	U14B Stevens; 6:00-7:30	X	
New Franklin	U9B Van Dorn; 3:30-4:30	X	U11B Eckhart/Reed; 5:00-6:30	U12B Rogers; 5:15-6:45	U10B Martin; 5:30-6:30
Lafayette	U10G Frizzle;	U10B Martin; 5:30-6:30	U10G Frizzle	U9B Van Dorn; 3:30-4:30	U11G Nevin; 6:00-7:30
MapleHaven	U9G Saurman; 4:00-5:30	U13B Cayer; 5:00-6:30		U9G Saurman; 4:00-5:30	
New. Elem.		U10G Frizzell; 5:30-7:00	U13G McDonald; 5:30-7:00	U10G Frizzell; 5:30-7:00	
Old Town Hall		U12B Rogers; 5:15-6:45	U11G Nevin; 6:00-7:30	U11B Eckhart/Reed; 5:00-6:30	

at 10:00 AM

at 10:00 AM

Division	HomeFirstTeam	AwaySecondTeam	VENUE	Date	TIME
U9 Boys	Portsmouth	Newmarket	Leary Field	09/19/09	4:00 PM
U10 Boys	Portsmouth	Exeter BUR	Leary Field	09/19/09	2:00 PM
U10 Girls None	Portsmouth BOB	Hampton	Leary Field	09/19/09	3:00 PM
U9 Girls	Portsmouth	Rye	Leary Field	09/20/09	3:00 PM
U10 Girls	Portsmouth Keith	ORYA TWO	Leary Field	09/20/09	2:00 PM
U10 Boys	Portsmouth	N Hampton LUF	Leary Field	09/26/09	3:00 PM
U9 Boys	Portsmouth	Fremont Blue	Leary Field	09/27/09	5:00 PM
U10 Boys	Portsmouth	ROSO	Leary Field	09/27/09	4:00 PM
U10 Girls	Portsmouth Keith	RYSA	Leary Field	09/27/09	2:00 PM
U10 Girls None	Portsmouth BOB	Raymond	Leary Field	09/27/09	3:00 PM
U9 Girls	Portsmouth	Hampton	Leary Field	10/03/09	4:00 PM
U10 Girls	Portsmouth Keith	North Hampton	Leary Field	10/03/09	2:00 PM
U10 Girls None	Portsmouth BOB	ROSO	Leary Field	10/03/09	3:00 PM
U9 Boys	Portsmouth	Fremont White	Leary Field	10/04/09	3:00 PM
U10 Boys	Portsmouth	Exeter FER	Leary Field	10/04/09	2:00 PM
U10 Girls None	Portsmouth BOB	Dover TWO	Leary Field	10/17/09	3:00 PM
U9 Girls	Portsmouth	Exeter LO	Leary Field	10/18/09	3:00 PM
U10 Girls	Portsmouth Keith	Sanborn	Leary Field	10/18/09	2:00 PM
U9 Boys	Portsmouth	ROSO	Leary Field	10/24/09	2:00 PM
U9 Girls	Portsmouth	North Hampton KEN	Leary Field	10/25/09	3:00 PM
U12 Boys None	Portsmouth	ORYA	Old Town Field	09/13/09	1:30 PM
U12 Boys None	Portsmouth	Hampton	Old Town Field	09/19/09	1:30 PM
U11 Boys	Portsmouth	ORYA St. OURS	Old Town Field	09/20/09	12:00 PM
U11 Girls	Portsmouth	Stratham LAV	Old Town Field	09/20/09	1:30 PM
U11 Boys	Portsmouth	Exeter	Old Town Field	09/26/09	1:30 PM
U11 Girls	Portsmouth	Exeter Daly	Old Town Field	09/27/09	12:00 PM
U12 Boys None	Portsmouth	Candia	Old Town Field	09/27/09	1:30 PM
U11 Girls	Portsmouth	North Hampton	Old Town Field	10/03/09	1:30 PM
U11 Boys	Portsmouth	Newmarket	Old Town Field	10/04/09	12:00 PM
U11 Girls	Portsmouth	RYSA	Old Town Field	10/04/09	1:30 PM
U12 Boys None	Portsmouth	Exeter-ES	Old Town Field	10/17/09	1:30 PM
U12 Boys None	Portsmouth	Newmarket	Old Town Field	10/24/09	1:30 PM
U11 Boys	Portsmouth	Hampton CO	Old Town Field	10/25/09	1:30 PM
U13 Girls	Portsmouth-GA	Newmarket	Portsmouth High School	09/12/09	12:00 PM
U13/U14 Boys	Portsmouth13	Raymond14	Portsmouth High School	09/12/09	1:30 PM
U13/U14 Boys	Portsmouth14	ORYA14	Portsmouth High School	09/13/09	3:00 PM
U13 Girls	Portsmouth-DM	Hampton	Portsmouth High School	09/19/09	12:00 PM
U13 Girls	Portsmouth-GA	RYSA	Portsmouth High School	09/19/09	1:30 PM
U13/U14 Boys	Portsmouth13	Dover14	Portsmouth High School	09/19/09	3:00 PM
U14 Girls	Portsmouth	Candia	Portsmouth High School	09/20/09	3:00 PM
U13 Girls	Portsmouth-DM	Exeter	Portsmouth High School	09/26/09	12:00 PM
U13/U14 Boys	Portsmouth13	Exeter13	Portsmouth High School	09/26/09	1:30 PM
U13/U14 Boys	Portsmouth14	Exeter14	Portsmouth High School	09/26/09	3:00 PM
U14 Girls	Portsmouth	Raymond	Portsmouth High School	09/26/09	4:30 PM
U13/U14 Boys	Portsmouth14	Fremont13	Portsmouth High School	09/27/09	3:00 PM
U14 Girls	Portsmouth	Hmapton MOR	Portsmouth High School	10/03/09	3:00 PM
U13 Girls	Portsmouth-DM	RYSA	Portsmouth High School	10/04/09	12:00 PM
U13/U14 Boys	Portsmouth14	Exeter13	Portsmouth High School	10/04/09	1:30 PM
U14 Girls	Portsmouth	ORYA	Portsmouth High School	10/04/09	3:00 PM
U13 Girls	Portsmouth-GA	ORYA	Portsmouth High School	10/17/09	3:00 PM
U13 Girls	Portsmouth-GA	Exeter	Portsmouth High School	10/18/09	1:30 PM
U13/U14 Boys	Portsmouth13	Fremont13	Portsmouth High School	10/18/09	3:00 PM
U13 Girls	Portsmouth-DM	East Kingston	Portsmouth High School	10/24/09	1:30 PM
U13/U14 Boys	Portsmouth14	Candia14	Portsmouth High School	10/24/09	3:00 PM
U13 Girls	Portsmouth-DM	Raymond	Portsmouth High School	10/25/09	12:00 PM
U13 Girls	Portsmouth-GA	East Kingston	Portsmouth High School	10/25/09	1:30 PM
U13/U14 Boys	Portsmouth13	Hampton14	Portsmouth High School	10/25/09	1:30 PM
U14 Girls	Portsmouth	RYSA	Portsmouth High School	10/25/09	3:00 PM

Newmarket

City of Portsmouth Recreation Department

Athletic Field User Group Questionnaire

The Architectural Team, Inc. is leading a team of consultants that have been retained by the City of Portsmouth to complete a comprehensive recreational needs study. A major aspect of this study is developing an assessment of the existing athletic fields, their current use and potential future use. As part of this study, we would like you to answer the following questions regarding your organization and its use of athletic fields in the area. Your thorough responses to this questionnaire would be much appreciated. Please bring your completed questionnaire to the Athletic Field User Group meeting on September 2, 2009 at 6:30 p.m. in Conference Room A.

1. What is the name of the organization you represent?

Portsmouth Co-ed Softball

- a. Organization Leadership Contact Information

Name: Tom Rosenwald / Jay Scaccia

Street Address: 466 Colonial dr / 7 Winnicut Rd

City, Town: Portsmouth NH. 03801 / N. Hampton NH

Phone: 603 828-1477 / 603 944 7200 03862

Email: tt09Rose@yahoo.com / Jscaccia @

COMCAST.NET

- b. What sports/activities do you support/provide?

Sport 1: Softball, Soccer

Participants:

- Boys
 Girls
 Co-ed
 Adult

Sport 2 (If Applicable): _____

Participants:

- Boys
 Girls
 Co-ed
 Adult

c. Please describe your organization's schedule.

- i. Seasonal beginning dates/ending dates: late April to early Aug
- ii. Number of weeks: 16 weeks
 Number of games: 20 per team
- iii. Number of practices per week: _____
- iv. Tournaments or other events: 1 mid july
 (i.e. Friday afternoons, Weekend Mornings, etc.)

2. What is the size and make-up of your organization?

a. Current year (2009)

of Teams: 12
 # of Players / Participants: 240
 Age Range: 18-60

b. Previous 3-5 years (2003-2008)

Average # of Teams: 10
 Average # of Players / Participants: 200
 Average Age Range: 18-60

c. Future 2-3 years (2010-2012)

Anticipated # of Teams: 12-14
 Anticipated # of Players / Participants: 280
 Anticipated Age Range: 18-60

Where (in what age groups, etc.) do you expect the greatest growth?

All

3. What fields in Portsmouth do you currently utilize for your organization?

a. Fields (name of park or location): Portsmouth High School

Alumni Field

b. Days/times (Practices): _____
(Provide Separate sheet / schedule if necessary / possible)

c. Days/times (Games): M-F 6:00 pm - 7:30 pm.
(Provide Separate sheet / schedule if necessary / possible)

4. What other fields do you currently utilize for your organization?

a. Community/owner: Clough (Portsmouth)

b. Fields (name of park or location): _____

c. Size of fields (regulation / non-regulation): _____

d. Lit, Unlit: Unlit

e. Days/times: (Or note on attached schedule): _____

f. Fees for use (amount) if any: _____

5. What are the specific needs of your organization that are not currently being met by existing facilities?

a. Practice (time, days of the week, season)

Not enough Practice times and unable to use fields do to change is HS Schedule

b. Tournaments, etc. (number, size, etc.)

- c. Support facilities (restrooms, spectator seating etc.)

Bathrooms at Alumni Field

Port-O-Potties at HS

6. Do you believe that members of your organization would be willing to attend practices or games in a town adjacent to the City of Portsmouth? If yes, please provide detail (i.e. to what extent, how far away, what percentage of games, etc.)

THE MORE THE BETTER WE HAVE TO USE
OUT OF TOWN FIELD SPACE FOR
GAMES.

7. Please insert the name of the Athletic Field your organization uses most often:

Port HS and Alumni about even

- A. Please describe three things you like about this field space:

1. lights

2. Parking

3. intown

- B. Please describe three things you dislike about this field space:

1. Not as Family Friendly

2. _____

3. _____

8. Describe any other issues or concerns regarding athletic field needs of your organization:

*We would like to grow but are
unable to due to field availability.*

City of Portsmouth Recreation Department

Athletic Field User Group Questionnaire

The Architectural Team, Inc. is leading a team of consultants that have been retained by the City of Portsmouth to complete a comprehensive recreational needs study. A major aspect of this study is developing an assessment of the existing athletic fields, their current use and potential future use. As part of this study, we would like you to answer the following questions regarding your organization and its use of athletic fields in the area. Your thorough responses to this questionnaire would be much appreciated. Please bring your completed questionnaire to the Athletic Field User Group meeting on September 2, 2009 at 6:30 p.m. in Conference Room A.

1. What is the name of the organization you represent?

Seacoast Lacrosse

- a. Organization Leadership Contact Information

Name: Mike MacDonald

Street Address: 86 Farm Lane

City, Town: Portsmouth, NH

Phone: 235-8679

Email: mikem@elite-group.us

- b. What sports/activities do you support/provide?

Sport 1: Lacrosse

Participants:

- Boys
 Girls
 Co-ed
 Adult

3. What fields in Portsmouth do you currently utilize for your organization?

- a. Fields (name of park or location): Dondero,

- b. Days/times (Practices): M-F 4:30-7:30 SAT 8-12
(Provide Separate sheet / schedule if necessary / possible)
- c. Days/times (Games): NONE
(Provide Separate sheet / schedule if necessary / possible)

4. What other fields do you currently utilize for your organization?

- a. Community/owner: Newington, Greenland, Rye
- b. Fields (name of park or location): Newington Town Hall
Greenland Rec, Rye Rec, Parsons Field Rye
- c. Size of fields (regulation / non-regulation): All Regulation except Newington
- d. Lit, Unlit: UNLIT
- e. Days/times: (Or note on attached schedule): _____

- f. Fees for use (amount) if any: \$500.00 per field

5. What are the specific needs of your organization that are not currently being met by existing facilities?

- a. Practice (time, days of the week, season)

Very limited access to fields in the spring in Portsmouth

- b. Tournaments, etc. (number, size, etc.)

NO Area large enough to put on a tournament

8. Describe any other issues or concerns regarding athletic field needs of your organization:

Seacoast Lacrosse is growing at 20-30% per year. We consider ourselves a feeder system for AHS. We would like to have fields and facilities to support our growth. The wet springs in N.H., put a strain on fields, Turf fields would reduce the amount of cancellations and rescheduled games and practices.

City of Portsmouth
Recreation Department
~~Activate Portsmouth~~
~~Athletic Field User Groups~~
Comprehensive Recreation Needs Study

Conference Room A

SIGN-IN SHEET

6:30 PM

September 2, 2009

NAME	ORGANIZATION
Daniel Truesdale	Activate Portsmouth
Ray Martin	Activate Portsmouth

City of Portsmouth
 Recreation Department
 Recreation Dept. Staff / Part-time /
~~Athletic Field User Groups~~
 Comprehensive Recreation Needs Study

Conference Room A

SIGN-IN SHEET

6:30 PM

September 2, 2009

NAME	ORGANIZATION
Jason Pendergast	Ports Rec / Pool
DICK BONDI	SPINNAKER POINT
Phyllis Giesbeck	ROC SECRETARY
BARRY FOLY	Ports Rec DEPT
Dor FATE	DEPT ATT SPINNAK
Tim Boyle	Ports Rec.
Darrel Dupuis	Ports Rec Indoor/Outdoor
RUS WILSON	RECREATION DIRECTOR
Greg Bonawit	Recreation - Pool Dir.
Patti Fate	Recreation Dpt. Pool

F. Web Comments

As part of the Public Input portion of the study, the City of Portsmouth established a portal on the city website, under the Recreation Department link, which allowed anyone in the community to provide written comments, ideas and input via electronic comment form. Following is the full text of comments received, with the identity and e-mail address of the sender eliminated for protection of the individual's privacy. The comments are generally provided in the order in which they were received by the City of Portsmouth.

David Moore

From:
Sent: Friday, June 12, 2009 7:40 AM
To: David Moore
Subject: FW:

-----Original Message-----

From:
Sent: Thursday, June 11, 2009 8:38 PM
To: webmaster
Subject:

To: webmaster@cityofportsmouth.com
From:
X-Originating-IP: [75.68.182.132]
Subject: WWW Form Submission

Below is the result of your feedback form. It was submitted by
on Thursday, June 11, 2009 at 20:38:08

Subject: Comprehensive Recreation Needs Study

city: Portsmouth

state: NH

zip: 03801

comments: As the mother of a 2 & 1/2-year-old, I would love to see an indoor zero depth pool. It would be terrific to have a place to bring my daughter to run around and swim when the weather doesn't allow for us to do these things outside. I would like to see a gym for kids, where they can run around and play with balls or perhaps take gymnastics classes. It would also be wonderful to have daycare services at the Rec Center so that full-time caregivers have an opportunity to get some exercise.

Engage: Submit

David Moore

From:
Sent: Thursday, June 11, 2009 4:19 PM
To: David Moore
Subject: FW:

-----Original Message-----

From:
Sent: Thursday, June 11, 2009 3:29 PM
To: webmaster
Subject:

To: webmaster@cityofportsmouth.com
From:
X-Originating-IP: [71.181.46.205]
Subject: WWW Form Submission

Below is the result of your feedback form. It was submitted by
on Thursday, June 11, 2009 at 15:28:35

Subject: Comprehensive Recreation Needs Study

city: Kittery Point

state: ME

zip: 03905

comments: Portsmouth is our city of course, and there are lots of activities and places we look to there and use nearly every day. I'm a squash player, and would encourage you to consider including a court or two in your plans. There is no "international" court in the area- the closest is Exeter Academy. Gold's Gym has one court, but it's not international. Thanks.

Engage: Submit

David Moore

From:
Sent: Thursday, June 11, 2009 12:44 PM
To: David Moore
Subject: FW:

-----Original Message-----

From:
Sent: Thursday, June 11, 2009 12:21 PM
To: webmaster
Subject:

To: webmaster@cityofportsmouth.com
From:
X-Originating-IP: [71.161.96.78]
Subject: WWW Form Submission

Below is the result of your feedback form. It was submitted by _____ on
 Thursday, June 11, 2009 at 12:21:00

 Subject: Comprehensive Recreation Needs Study

city: Portsmouth

state: NH

zip: 03801

comments: Dear Sir or Ms:

Our family has used the facilities at the outdoor pool, the indoor pool, Spinnaker Point, and various youth sports activities. The City does a great job with its recreation programs and facilities. I believe in the old saying "if its not broke, don't fix it." There is nothing wrong with what the City does with recreation, so leave it alone. Some things need upkeep, like the roof on the indoor pool, but that doesn't mean that you need to build a whole new building.

The proposal to put everything in one area seems like nonsense, as there is no such space available.

The complaints about not having enough field space should be disregarded. Most people in the City do not want to spend money on unnecessary things right now. The economy is in such bad shape, we should not be spending money on new fields, astro-turf etc.

The City should be seeking donations from residents who want to give their land to the City, before building any new fields or facilities. Perhaps a new skate board park could be built on donated land such as the Hyder property across from the hotel on Woodbury.

I think you should add a fire escape to the Connie Bean center and keep that facility.

By the way, I wouldn't have spent the amount of money that you are paying to examine what facilities/programs we should have. Just like I wouldn't have spent \$200,000 or womething like that to have a study on what to do with the bridges.

Thank you for your consideration.

Susan Denenberg

Engage: Submit



David Moore

From:
 Sent: Thursday, June 11, 2009 10:21 AM
 To: David Moore
 Subject: FW:

-----Original Message-----

From:
 Sent: Thursday, June 11, 2009 10:21 AM
 To: webmaster
 Subject:

To: webmaster@cityofportsmouth.com
 From:
 X-Originating-IP: [208.65.175.210]
 Subject: WWW Form Submission

Below is the result of your feedback form. It was submitted by
 on Thursday, June 11, 2009 at 10:21:07

Subject: Comprehensive Recreation Needs Study

company: none/resident

city: Portsmouth

state: NH

zip: 03801

comments: It is important to consider the climate options: specifically, that we have a lengthy winter period where outdoor courts are not usable. Options that would benefit everyone (youth/adults):

- Squash Courts (small indoor footprint relative to tennis)
- Basketball (indoor): offers a good people/space ratio
- Ice skating rink
- Outdoor level playing fields (soccer, lacrosse). During fair weather months, field space is difficult to come by.

Thanks,

Engage: Submit

David Moore

From:
Sent: Thursday, June 11, 2009 10:10 AM
To: David Moore
Subject: FW:

-----Original Message-----

From:
Sent: Thursday, June 11, 2009 9:55 AM
To: webmaster
Subject:

To: webmaster@cityofportsmouth.com
From:
X-Originating-IP: [65.96.121.91]
Subject: WWW Form Submission

Below is the result of your feedback form. It was submitted by
on Thursday, June 11, 2009 at 09:54:44

Subject: Comprehensive Recreation Needs Study

company: self

city: Stratham

state: NH

zip: 03885

comments: Squash courts, great all around activity, great alternative for kids, enjoyable
life long sport. I am 55 and still play illegally at Phillips Exeter

Engage: Submit

David Moore

From:
Sent: Thursday, June 11, 2009 10:10 AM
To: David Moore
Subject: FW:

-----Original Message-----

From:
Sent: Thursday, June 11, 2009 9:40 AM
To: webmaster
Subject:

To: webmaster@cityofportsmouth.com
From:
X-Originating-IP: [24.97.242.2]
Subject: WWW Form Submission

Below is the result of your feedback form. It was submitted by
on Thursday, June 11, 2009 at 09:39:38

Subject: Comprehensive Recreation Needs Study

city: York

state: Me

zip: 03909

comments: I'd like to provide input on the request for information on community recreational needs in connection with ongoing study of the issue: I would strongly recommend squash courts. Great game, low maintenance and many squash players in Portsmouth and Seacoast.

Engage: Submit

David Moore

From:
Sent: Thursday, June 11, 2009 10:10 AM
To: David Moore
Subject: FW:

-----Original Message-----

From:
Sent: Thursday, June 11, 2009 9:37 AM
To: webmaster
Subject:

To: webmaster@cityofportsmouth.com
From:
X-Originating-IP: [24.41.91.189]
Subject: WWW Form Submission

Below is the result of your feedback form. It was submitted by
on Thursday, June 11, 2009 at 09:36:57

Subject: Comprehensive Recreation Needs Study

city: Exeter

state: NH

zip: 03833

comments: What is missing in Portsmouth: International squash court, glass backed, possibly two or three of.
What else is missing in Portsmouth: Sunshine all year hence the need for squash.

Engage: Submit

David Moore

From:
Sent: Thursday, June 11, 2009 8:32 AM
To: David Moore
Subject: FW:

-----Original Message-----

From:
Sent: Thursday, June 11, 2009 8:33 AM
To: webmaster
Subject:

To: webmaster@cityofportsmouth.com
From:
X-Originating-IP: [67.130.100.2]
Subject: WWW Form Submission

Below is the result of your feedback form. It was submitted by
on Thursday, June 11, 2009 at 08:32:35

Subject: Comprehensive Recreation Needs Study

zip: 03801

comments: We desperately need some squash courts. There is a sizeable contingent in town that plays squash, but has nowhere to go. The sport is gaining in popularity, is a terrific workout, and fosters community. A minimum of 4 squash courts would go a long long way.

Engage: Submit

David Moore

From:
Sent: Thursday, June 11, 2009 7:59 AM
To: David Moore
Subject: FW:

-----Original Message-----

From:
Sent: Thursday, June 11, 2009 1:09 AM
To: webmaster
Subject:

To: webmaster@cityofportsmouth.com
From:
X-Originating-IP: [79.37.70.169]
Subject: WWW Form Submission

Below is the result of your feedback form. It was submitted by
 on Thursday, June 11, 2009 at 01:08:47

Subject: Comprehensive Recreation Needs Study

city: Durham

state: NH

zip: 03824

comments: Squash courts would be wonderful. Unh has only 1 and many of our friends drive from
 Portsmouth or Maine. Also many of us work in Portsmouth and would love the option of a
 daytime game. Thanks so much for asking for input.

Engage: Submit

David Moore

From:
 Sent: Tuesday, June 09, 2009 7:53 AM
 To: David Moore
 Subject: FW:

-----Original Message-----

From:
 Sent: Monday, June 08, 2009 5:27 PM
 To: webmaster
 Subject:

To: webmaster@cityofportsmouth.com
 From:
 X-Originating-IP: [71.168.72.237]
 Subject: WWW Form Submission

Below is the result of your feedback form. It was submitted by
 _____ on Monday, June 8, 2009 at 17:26:35

 Subject: Comprehensive Recreation Needs Study

company: resident

address:

city: Portsmouth

state: NH

zip: 03801

comments: I'd like to support the very valuable existence of the Portsmouth Rec Dept, as it pertains to enabling all youth to have an opportunity to participate in sports. One of the most beneficial aspects to Rec sports in our city is the ability for kids to interact with and meet kids they might not normally have associated with or had the chance to meet. Whether it be from a different Portsmouth neighborhood or from within the same classroom where they did not previously interact, Rec kids are exposed to others in a team-focused environment, leading them to bond in some way. This can only promote a greater sense of community and understanding between them (and their parent's too) ... which I have seen happen!

As for location, and with regard to the downtown Connie Bean Center, I happen to have taken personal stock during all the years my children have participated at activities there (even as young as the toddler class, and early on, the non-Rec Kinder Music classes, right up through their teens) and I have a very strong feeling about this. It comes also from my participation on the Portsmouth Listens- Master Plan Study Circle. It is a sense of community. The Connie Bean is a place where many Portsmouth residents go for their children's sporting events and never go to (set foot in) any other downtown destination! There has become such a disparity in what downtown Portsmouth is, that many of those who live and work and pay taxes in Portsmouth (or they live in rental places) don't see the downtown area as a place for them. They don't shop much in the boutique stores or eat at the upscale restaurants. They may not know that there are alternatives in downtown.

I love the idea that a downtown rec facility brings everyone to town. It says, This Is Your City. I love that our kids can become comfortable and familiar with their downtown throughout their growing years. I like that business people (many of whom may be local parents themselves) get to know our kids and their parents by having them intermingled in the downtown area.

When it comes to redeveloping the McIntyre Building, I strongly believe it ought to incorporate some kind of recreational space, just as the Connie Bean has. (Or to relocate the CB there?) Think of it as part sports arena or community center! Right downtown (with a really big parking garage underneath so that locals aren't forever getting parking tickets because their kid's game went into overtime!! Heck, how about having free parking for those attending their own rec event!)? Might these local families tend to stay in town and find a reasonable bite to eat, after a game or a community event at this beautiful new facility in their city? Let it have outdoor space... on one side? on the roof? There could even be smaller gaming activities there!? Who knows...

I would love for the city to think of more ways to bring all of us into the downtown area on a regular basis. Accessibility of a community center/sports center, centrally-located downtown, while I realize might not necessarily enhance the tourist aspect of Portsmouth, would do wonders for the Community Building aspect. Especially with our society's new "green" focus on folks living and working and playing within a short geographical distance, as well as the value of having more opportunities for our city's population to gather in diverse ways, to know each other better, to develop a stronger commitment to one another, to patronize local business people even more than is being done... and to role model to our kids that we are open to others, to knowing those who live amongst us better, to laughing along the sidelines or in the bleachers with them.. all the better for all of us!

Engage: Submit

David Moore

From:
Sent: Monday, June 08, 2009 4:08 PM
To: David Moore
Subject: FW:

-----Original Message-----

From:
Sent: Saturday, June 06, 2009 7:33 AM
To: webmaster
Subject:

To: webmaster@cityofportsmouth.com
From:
X-Originating-IP: [66.30.230.58]
Subject: WWW Form Submission

Below is the result of your feedback form. It was submitted by
Saturday, June 6, 2009 at 07:33:11

Subject: Comprehensive Recreation Needs Study

address:

city: Portsmouth

state: NH

zip: 03801

comments: Kids desperately need a place to go. The Greenleaf skate park is inaccessible by foot to the kids who need it most. The Connie Bean is inadequate with only one court that is booked all the time. A centrally located skate park and a new indoor exercise facility that adults and kids could take advantage of would be ideal.

Engage: Submit

David Moore

From:
Sent: Monday, June 08, 2009 1:55 PM
To: David Moore
Subject: FW:

-----Original Message-----

From:
Sent: Monday, June 08, 2009 11:37 AM
To: webmaster
Subject:

To: webmaster@cityofportsmouth.com
From:
X-Originating-IP: [24.128.70.241]
Subject: WWW Form Submission

Below is the result of your feedback form. It was submitted by
..... on Monday, June 8, 2009 at 11:37:28

Subject: Comprehensive Recreation Needs Study

company: resident

address:

city: Portsmouth

state: NH

zip: 03801

comments: I think we need to look at natural recreation opportunities, not just fields, facilities. We need to stick with our sustainability principles and protect natural areas and open these to rec. uses.

Engage: Submit

David Moore

From:
 Sent: Monday, June 08, 2009 1:43 PM
 To: David Moore
 Subject: FW:

-----Original Message-----

From:
 Sent: Monday, June 08, 2009 1:15 PM
 To: webmaster
 Subject:

To: webmaster@cityofportsmouth.com
 From:
 X-Originating-IP: [24.61.222.39]
 Subject: WWW Form Submission

Below is the result of your feedback form. It was submitted by
 on Monday, June 8, 2009 at 13:15:14

Subject: Comprehensive Recreation Needs Study

company: citizen

address:

city: Portsmouth

state: NH

zip: 03801

comments: The Portsmouth Rec Department has always done a great job delivering programs to K-6 residents in the area. I am not familiar with adult programs. The fields, pool and recreation facilities are really pretty good right now. THE BEST THING PORTSMOUTH CAN DO FOR THE RECREATIONAL COMMUNITY IS TO KEEP THE OPEN SPACES WE HAVE LEFT instead of continuing to develop our limited green space. I support loosening the restrictions on skateboarding, bicycling, etc. on city streets. Open up as many things as possible to teenagers and don't prosecute them for minor infringements of public space they may conduct. I do NOT support expensive high tech playing fields, health clubs or facilities that are monuments to town leaders. We have wonderful, satisfactory facilities that more than meet the needs of our residents. Keep up the good work you are doing now.

Engage: Submit

David Moore

From:
 Sent: Monday, June 08, 2009 1:43 PM
 To: David Moore
 Subject: FW:

-----Original Message-----

From:
 Sent: Monday, June 08, 2009 1:20 PM
 To: webmaster
 Subject:

To: webmaster@cityofportsmouth.com
 From:
 X-Originating-IP: [129.55.200.20]
 Subject: WWW Form Submission

Below is the result of your feedback form. It was submitted by
 on Monday, June 8, 2009 at 13:20:17

Subject: Comprehensive Recreation Needs Study

company: Parent of Students

address:

city: Portsmouth

state: NH

zip: 03801

comments: I think Portsmouth needs to put a emphasis on preserving areas for hiking, mtn biking, cross country running and skiing and other activities that get ignored in the usual plans. Organized field sports are not the only sports that people enjoy. These natural recreation areas require less City capital and maintenance and are better for the environment.

Thanks,
 John

Engage: Submit

David Moore

From: [REDACTED]
 Sent: Friday, June 05, 2009 1:43 PM
 To: David Moore
 Subject: FW:

-----Original Message-----

From: [REDACTED]
 Sent: Friday, June 05, 2009 1:42 PM
 To: webmaster
 Subject:

To: webmaster@cityofportsmouth.com
 From: [REDACTED]
 X-Originating-IP: [198.28.129.149]
 Subject: WWW Form Submission

Below is the result of your feedback form. It was submitted by [REDACTED]
 on Friday, June 5, 2009 at 13:42:05

Subject: Comprehensive Recreation Needs Study

address:

city: Portsmouth

state: NH

zip: 03801

comments: Portsmouth has a lot of fields, but unfortunately they are not flexible and many are designed for one use (e.g. baseball.) I would like to see all fields be multi-use so we have higher utilization throughout the year. The Leary Field area has very limited use outside of baseball season; same is true for the baseball field on Islington Street. The city maintains many separate structures for different segments of the population. At a minimum, the operations at Spinnaker, Connie Bean, and Greenleaf should be consolidated. The city should focus on inter-generation facilities, where we can adult and child programming running concurrently. This is should provide financial efficiencies, higher utilization of the investment, and enhance the sense of community. Focus tends to be on fields/courts for competitive sports, which few in the population actually take part-in. Walking, biking, or mountain biking trails in the city-owned land would be a great benefit to the city. The recreation department does a great job maintaining their facilities, better than any other department in the city. I do not support putting any new structures our playing fields on undeveloped land. We have so little of it within the city limits, and work on these lands should only be to improve access.

Engage: Submit

David Moore

From:
 Sent: Thursday, June 04, 2009 10:11 AM
 To: David Moore
 Subject: FW:

-----Original Message-----

From:
 Sent: Thursday, June 04, 2009 10:10 AM
 To: webmaster
 Subject:

To: webmaster@cityofportsmouth.com
 From:
 X-Originating-IP: [192.88.212.44]
 Subject: WWW Form Submission

Below is the result of your feedback form. It was submitted by
 on Thursday, June 4, 2009 at 10:09:42

 Subject: Comprehensive Recreation Needs Study

company: N/A, resident

address:

city: Portsmouth

comments: Some comments for rec department needs study:

- City recreational infrastructure is excellent but segmented. This issue probably drove this survey.
- Recreational department does an excellent job operationally, especially keeping facilities clean and well maintained. The school department should give up doing this and let the rec staff take it over.
- Indoor pool at high school is too cold for young child use. Let's either do it right or not do it at all. The YMCA has offered an excellent alternative.
- Outdoor pool is a first class operation.
- Form strategic and possible operational partnerships with YMCA, Family First campus, Urban Forestry Center, etc. to avoid redundancy and create more cohesive service to community.
- Add kayak racks at key locations throughout city and charge a seasonal fee for personal kayak storage. Organize group outings.
- Consolidate infrastructure to reduce operational cost, improve point service, and free up cash for other programs.
- Use the fields and other lawn spaces currently available as they are clearly underutilized most of the day. Natural areas in the city should be left alone or utilized in their nature state (woods runs, mountain biking, etc.). Natural areas in city are rare and typically polluted in some manner and do not need further stress. Further degrading nature areas will degrade quality of life and property values.
- Want organized bike paths such as along railroad tracks. These features enhance property value, decrease auto congestion, increase quality of life, and can be a regional tourist attraction. Why can't the rec department take this on?

- Decrease emphasis on baseball fields and improve existing fields to handle a more diverse array of sports.
- Thanks for the opportunity to provide feedback and comments for strategic development.

Engage: Submit

David Moore

From:
Sent: Thursday, June 04, 2009 7:53 AM
To: David Moore
Subject: FW:

-----Original Message-----

From:
Sent: Wednesday, June 03, 2009 6:42 PM
To: webmaster
Subject:

To: webmaster@cityofportsmouth.com
From:
X-Originating-IP: [71.161.94.27]
Subject: WWW Form Submission

Below is the result of your feedback form. It was submitted by
Wednesday, June 3, 2009 at 18:42:09

Subject: Comprehensive Recreation Needs Study

address:

city: Portsmouth

state: NH

zip: 03801

comments: The purpose of government is to protect individual rights. Government should not be involved in recreation. Eliminate all recreation activities and sell all related properties and equipment.

Engage: Submit

David Moore

From:
Sent: Wednesday, June 03, 2009 3:29 PM
To: David Moore
Subject: FW:

-----Original Message-----

From: i
Sent: Wednesday, June 03, 2009 3:18 PM
To: webmaster
Subject:

To: webmaster@cityofportsmouth.com
From: ..
X-Originating-IP: [24.147.243.69]
Subject: WWW Form Submission

Below is the result of your feedback form. It was submitted by
2009 at 15:17:41

Subject: Comprehensive Recreation Needs Study

comments: I feel the Rec Dept does a good job of providing a wide variety of opportunities for youth & adults. Additional summer programs that would work for working parents would be one thing to be added.

The Pierce Island Pool is an amazing gem, as is Spinnaker Point. The Indoor Pool is also a tremendous asset to the City, along with its highly qualified staff and instructors. It is in need of renovation to make it even better.

Engage: Submit

David Moore

From:
Sent: Wednesday, June 03, 2009 11:34 AM
To: David Moore
Subject: FW:

-----Original Message-----

From:
Sent: Wednesday, June 03, 2009 11:30 AM
To: webmaster
Subject:

To: webmaster@cityofportsmouth.com
From:
X-Originating-IP: [24.128.70.212]
Subject: WWW Form Submission

Below is the result of your feedback form. It was submitted by
) on Wednesday, June 3, 2009 at 11:29:57

Subject: Comprehensive Recreation Needs Study

company: tax payer and home owner

address:

city: Portsmouth

state: NH

zip: 03801

comments: I would like to see a Portsmouth multi-field complex. We need flat fields for soccer, lacrosse, football. I think we're set for pools and tennis.

It would be nice to see the Connie Bean Center moved to a location that is newer. Many people, adults and children use that facility

Engage: Submit

David Moore

From:
 Sent: Wednesday, June 03, 2009 8:00 AM
 To: David Moore
 Subject: FW:

-----Original Message-----

From:
 Sent: Tuesday, June 02, 2009 4:48 PM
 To: webmaster
 Subject:

To: webmaster@cityofportsmouth.com
 From:
 X-Originating-IP: [74.220.234.246]
 Subject: WWW Form Submission

Below is the result of your feedback form. It was submitted by _____
 at 16:47:36

 Subject: Comprehensive Recreation Needs Study

address:

city: Portsmouth

comments: I was part of the Merrimack (NH) recreation committee that did a similiar study a number of years ago. What I found helpful was we projected population, determined available land and buildings, projected usage(# of soccer players, # of basketball players, etc.) to come up with a quideline for what was needed.

We also as I remember created both a plan for actice and passive recreation needs.

Engage: Submit

David Moore

From:
Sent: Wednesday, June 03, 2009 8:00 AM
To: David Moore
Subject: FW:

-----Original Message-----

From:
Sent: Tuesday, June 02, 2009 4:53 PM
To: webmaster
Subject:

To: webmaster@cityofportsmouth.com
From:
X-Originating-IP: [67.189.233.233]
Subject: WWW Form Submission

Below is the result of your feedback form. It was submitted by
 Tuesday, June 2, 2009 at 16:53:22

Subject: Comprehensive Recreation Needs Study

address:

city: Portsmouth

state: NH

zip: 03801

comments: I think the city does a great job providing a variety of activities. I would like to see the ability to pay quarterly (instead of one lump sum payment) for indoor pool and Spinnaker Point memberships.

Engage: Submit

David Moore

From:
Sent: Tuesday, June 02, 2009 2:55 PM
To: David Moore
Subject: FW:

-----Original Message-----

From:
Sent: Tuesday, June 02, 2009 2:42 PM
To: webmaster
Subject:

To: webmaster@cityofportsmouth.com
From:
X-Originating-IP: [71.168.112.45]
Subject: WWW Form Submission

Below is the result of your feedback form. It was submitted by _____
at 14:42:18

Subject: Comprehensive Recreation Needs Study

company:

address:

city: Portsmouth

state: NH

zip: 03801

comments: Portsmouth is unique in having a rich waterfront history. It should have a town sponsored boating and sailing program to give members of the community the ability to participate in the future of water sports.

Portsmouth should provide restricted access to sailing instruction, small sail boats, and a qualification process for use of the boats.

Engage: Submit

David Moore

From:
Sent: Tuesday, June 02, 2009 2:10 PM
To: David Moore
Subject: FW: The City of Portsmouth Community Newsletter SPECIAL REPORT June 2, 2009

From:
Sent: Tuesday, June 02, 2009 11:48 AM
To: webmaster
Cc:
Subject: Re: The City of Portsmouth Community Newsletter SPECIAL REPORT June 2, 2009

here's my input:

Why replace the Spinnaker Point roof when the only bad spot is over the front door. REpair that and save a bundle.

Why is the running track fan on? It empties all of the building's air conditioning into the sky above the center all summer, causing the compressors to run constantly.

Why not put motion sensors on the basket ball court lights and the gym? Not interested in saving money.

Why not rewire the lobby lights?

Why do the tennis court lights stay on all winter, all night?

Why do we waste so much energy; everyone sees the downtown Christmas lights burning all night in February.

Who's in charge, PSNH?

Gary Lowe

(I'll be away during your meeting)

On Tue, Jun 2, 2009 at 11:41 AM, City of Portsmouth Community Newsletter
 <webmaster@cityofportsmouth.com> wrote:

We Want Your Input for our Recreation Needs Study

The public is urged to attend the first community input session June 16 for the Comprehensive Recreation Needs Study that will help the City plan the future of the City's Rec Department buildings, fields and programs.

The City's Recreation Board will host the input session at 6:30 p.m. at Portsmouth High School's Little Theater on Tuesday, June 16, to ask Portsmouth residents about their vision for youth and adult programming; outdoor recreation (ball fields, skateboard facilities, tennis courts, camps, etc); indoor recreation (courts, physical fitness, classes, table sports, etc.), and aquatic/pool facilities.

Those unable to attend are encouraged to submit comments by clicking on the "Comprehensive Recreation Needs Study" link at www.cityofportsmouth.com.

The study is scheduled for completion in November and will include a review of the existing program – including fields, facilities and programming – as well as Portsmouth's future recreation needs. Additional public meetings are planned in early fall.

Anyone with questions should contact Rec Department at 766-1483.

--City Manager John P. Bohenko

David Moore

From:
Sent: Tuesday, June 02, 2009 2:08 PM
To: David Moore
Subject: FW:

-----Original Message-----

From:
Sent: Tuesday, June 02, 2009 1:31 PM
To: webmaster
Subject:

To: webmaster@cityofportsmouth.com
From:
X-Originating-IP: [66.31.224.47]
Subject: WWW Form Submission

Below is the result of your feedback form. It was submitted by
on Tuesday, June 2, 2009 at 13:30:57

Subject: Comprehensive Recreation Needs Study

address:

city: Portsmouth

state: NH

zip: 03801

comments: Hello: I am an obese woman @ age 60. I would love to go to the indoor pool more often but because of the seating in the shower/dressing room, I have difficulty drying & dressing my feet. Not so bad in warm weather, but really chilly in cool weather. The facilities currently are great but I would ask 1 request...would it be possible to double the width of a seat for at least one stall so I could bring my foot up and dry my feet and dress them with socks? Just adding another identical board to the current seat to double the width would be great. I've asked about it at the pool but it seems to not be possible, therefore I don't go ...and it's a nice pool with nice people. Thanks, Mary.

Engage: Submit

David Moore

From:
 Sent: Tuesday, June 02, 2009 2:08 PM
 To: David Moore
 Subject: FW:

-----Original Message-----

From:
 Sent: Tuesday, June 02, 2009 1:16 PM
 To: webmaster
 Subject:

To: webmaster@cityofportsmouth.com
 From:)
 X-Originating-IP: [71.181.41.220]
 Subject: WWW Form Submission

Below is the result of your feedback form. It was submitted by
) on Tuesday, June 2, 2009 at 13:16:05

 Subject: Comprehensive Recreation Needs Study

address:

city: Portsmouth

state: NH

zip: 03801

comments: I am a 55 year old who has lived here and owned a home in the little harbor area since 1985. My wish for recreation is more walkability and bike-ability than we have now. I would like to see walking and biking access considered a recreational activity as it is a primary one for many. A bikepath out Sagamore to Odiorne for instance. Improved bike/walking out to newcastle. Connectivity between bikes/sidewalk areas.

On Lincoln where i live and all around this neighborhood we have an interesting challenge with parking and through traffic and then walking. (I realize that lincoln is on for major redo when the sewer lines go in) What would happen if there was a bikepath lane designated down one side of lincoln from Middle to the Hill? Maybe seasonal from May to November? During this time one side of the street would have give up thier street parking. Right now most times cars have to wait to pass through as only one car can go at a time. And on the other hand this is slowing traffic quite nicely.

So overall my comment is furthering every aspect of biking and walking as recreational, sustainable development, and enhancing Portsmouth. Look to Portland Oregon for ideas by the way as that city has made real commitment and is a very desirable city for business because of it.

Thanks for reading,

David Moore

From: [redacted]
 Sent: Tuesday, June 02, 2009 2:07 PM
 To: David Moore
 Subject: FW:

-----Original Message-----

From:
 Sent: Tuesday, June 02, 2009 12:43 PM
 To: webmaster
 Subject:

To: webmaster@cityofportsmouth.com
 From:
 X-Originating-IP: [143.115.159.53]
 Subject: WWW Form Submission

Below is the result of your feedback form. It was submitted by
 _____ (.com) on Tuesday, June 2, 2009 at 12:42:42

 Subject: Comprehensive Recreation Needs Study

address:

city: Portsmouth

state: NH

zip: 03801

comments: Recreation is critical to youth and adults to promote a healthy, active lifestyle and longevity of the community. I would like to see more hours and dedication to the outdoor pool facility, which is an incredible asset and wonderful, just expand its offerings to the community (e.g. mornings, evenings) to those who wish to exercise in the morning or evening. Add yoga classes, pool classes.

Engage: Submit

David Moore

From:
Sent: Tuesday, June 02, 2009 2:07 PM
To: David Moore
Subject: FW:

-----Original Message-----

From:
Sent: Tuesday, June 02, 2009 12:38 PM
To: webmaster
Subject:

To: webmaster@cityofportsmouth.com
From:
X-Originating-IP: [71.181.46.78]
Subject: WWW Form Submission

Below is the result of your feedback form. It was submitted by
..... Tuesday, June 2, 2009 at 12:38:10

Subject: Comprehensive Recreation Needs Study

address:

city: Portsmouth

state: NH

zip: 03801

comments: I think that the rec department should study the impact of raising the very low existing non-resident fee for the outside pool in an effort to increase revenues, improve the availability for residents, and reduce crowds.

Engage: Submit

David Moore

From:
Sent: Tuesday, June 02, 2009 2:07 PM
To: David Moore
Subject: FW:

-----Original Message-----

From:
Sent: Tuesday, June 02, 2009 12:35 PM
To: webmaster
Subject:

To: webmaster@cityofportsmouth.com
From:
X-Originating-IP: [71.181.46.78]
Subject: WWW Form Submission

Below is the result of your feedback form. It was submitted by
Tuesday, June 2, 2009 at 12:34:39

Subject: Comprehensive Recreation Needs Study

address:

city: Portsmouth

state: NH

zip: 03801

comments: I think that the city of Portsmouth should begin talks with the Arch Diocese of Manchester to see if the city can acquire St. Catherine's Church site at 845 Woodbury Avenue for future recreational fields. I think the open space and rec. fields would enhance the neighborhood and meet the city's need for new playing fields. I feel that this is a once in a lifetime opportunity to acquire a large undeveloped site in Portsmouth.

Engage: Submit

David Moore

From:
 Sent: Tuesday, June 02, 2009 2:07 PM
 To: David Moore
 Subject: FW:

-----Original Message-----

From:
 Sent: Tuesday, June 02, 2009 12:26 PM
 To: webmaster
 Subject:

To: webmaster@cityofportsmouth.com
 From:
 X-Originating-IP: [70.88.245.244]
 Subject: WWW Form Submission

Below is the result of your feedback form. It was submitted by _____
 at 12:26:16

 Subject: Comprehensive Recreation Needs Study

address:

city: Portsmouth

state: NH

zip: 03801

comments: I am concerned that Portsmouth taxpayers will be asked to provide recreational facilities for residents of other communities. Any survey of recreational needs should identify what percentage of current facility users actually reside in Portsmouth. My suspicion is that, particularly for the adult leagues, residents from other towns participate without any restrictions or funding support from their respective communities. It should not be up to Portsmouth taxpayers to bear this burden.

A regional approach to recreation needs would be a step in the right direction. For example, a regional adult softball facility (where the players all drive to the field, as they do now) might free up downtown fields for use for children. It may also be cheaper to acquire land for these fields. Portsmouth should take the lead on this approach.

With respect to playing fields, the number of needed fields should address the needs of our residents. Often I see published comparisons that note Rochester (for example) has more fields; why shouldn't they - they have more residents.

For outdoor facilities, I think we may need a better, more centrally located skateboard facility. We also need more multi-use fields, or modifications to existing fields to make them less sport specific. The lighting at the ball field downtown needs to be improved. More small facilities are needed in neighborhoods.

It is interesting that the questions for this survey assume that more facilities are needed. Why not ask which facilities can be eliminated? We do not need an additional pool (our current outdoor pool may need modifications). We don't need to expand indoor fitness facilities. We don't need more tennis courts.

Engage: Submit

David Moore

From:
 Sent: Tuesday, June 02, 2009 11:41 AM
 To: David Moore
 Subject: FW:

-----Original Message-----

From:
 Sent: Tuesday, June 02, 2009 11:39 AM
 To: webmaster
 Subject:

To: webmaster@cityofportsmouth.com
 From: (ables)
 X-Originating-IP: [132.177.95.206]
 Subject: WWW Form Submission

Below is the result of your feedback form. It was submitted by
 _____) on Tuesday, June 2, 2009 at 11:38:31

 Subject: Comprehensive Recreation Needs Study

address:

city: Portsmouth

state: NH

zip: 03801

comments: I think Portsmouth does a great job with recreation. The one glaring fault, I think, are the summer pool hours. We love to use the outdoor pool, but it seems as if it's never open, or never for long enough. Could we have a goal to have the pool open every day, or nearly every day, from 8 or 9 a.m. until 8 or 9 p.m.?

Engage: Submit

David Moore

From:
Sent: Tuesday, June 02, 2009 11:40 AM
To: David Moore
Subject: FW:

-----Original Message-----

From:
Sent: Tuesday, June 02, 2009 11:38 AM
To: webmaster
Subject:

To: webmaster@cityofportsmouth.com
From:
X-Originating-IP: [71.168.112.25]
Subject: WWW Form Submission

Below is the result of your feedback form. It was submitted by
_____ Tuesday, June 2, 2009 at 11:38:21

Subject: Comprehensive Recreation Needs Study

address:

city: Portsmouth

state: NH

zip: 03801

comments: I believe Spinnaker Point provides a much-needed facility for adult fitness and should be maintained as such.

Engage: Submit

David Moore

From:
 Sent: Monday, June 01, 2009 12:51 PM
 To: David Moore
 Subject: FW:

FYI

-----Original Message-----

From:
 Sent: Monday, June 01, 2009 12:44 PM
 To: webmaster
 Subject:

To: webmaster@cityofportsmouth.com
 From:
 X-Originating-IP: [71.233.81.183]
 Subject: WWW Form Submission

Below is the result of your feedback form. It was submitted by _____,
 _____ Monday, June 1, 2009 at 12:44:19

 Subject: Comprehensive Recreation Needs Study

company: New Hampshire Sports & Social Club - Portsmouth

address:

city: Portsmouth

state: NH

zip: 03801

comments: 1. We need to continue to provide sports and fitness opportunities for both youth and adults. Focusing on life-long sports that can be enjoyed by people for years. The more recreational opportunities the people of our community have, then the more apt they are to leave their homes and be active.
 2. More baseball/softball fields. More open multi-use fields (for ultimate frisbee, kickball, football, etc.). These new fields need to provide parking for people to access them too. There are parks in the city that cannot/are not being used because of access and parking problems. A disc-golf course would be used more than the skateboard park is too.
 3. More gyms that can be used by non-school groups. We provide adult sports leagues and we pay to rent our fields and facilities however due to the lack of fields/gyms we are forced to go outside of town sometimes. That's a loss of revenue for the city.

I am looking forward to attending the other sessions on this, as I am busy the night of this opening session. I work in the recreation field and am a huge proponent of working to get more field/gym/recreational space for the residents of this city.

Engage: Submit

David Moore

From:
Sent: Wednesday, June 24, 2009 9:12 AM
To: David Moore
Subject: FW:

-----Original Message-----

From:
Sent: Wednesday, June 24, 2009 9:12 AM
To: webmaster
Subject:

To: webmaster@cityofportsmouth.com
From:
X-Originating-IP: [66.31.225.15]
Subject: WWW Form Submission

Below is the result of your feedback form. It was submitted by
on Wednesday, June 24, 2009 at 09:12:04

Subject: Comprehensive Recreation Needs Study

company: resident

city: Portsmouth

state: NH

zip: 03801

comments: I enjoy the use of the pool at Spinnaker Point, but feel there is an unsafe condition there. If anyone needed assistance in the pool/hot tub area there is no way to summon help without returning to the front desk. Can some sort of a call button or alarm be placed in the area?

Engage: Submit

David Moore

From:
Sent: Wednesday, June 24, 2009 9:12 AM
To: David Moore
Subject: FW:

-----Original Message-----

From:
Sent: Wednesday, June 24, 2009 9:07 AM
To: webmaster
Subject:

To: webmaster@cityofportsmouth.com
From:
X-Originating-IP: [24.147.242.107]
Subject: WWW Form Submission

Below is the result of your feedback form. It was submitted by
 on Wednesday, June 24, 2009 at 09:06:37

 Subject: Comprehensive Recreation Needs Study

city: Portsmouth

state: NH

zip: 03801

comments: As a seiniior citizen I am primarily interested in open space and trais for personal recreation. Please do not destroy wild areas for fields. These can be used for birding, photography, and just getting out in nature.

I do support fields as needed for the youth and addult sports, but these can be sited in areas not crucial to the environment.

I also support working with surrounding towns who have more land. These towns use Portsmouth facilities such as the High School, Prescott Park, Market Square. They can contribute with shared fields.

Also please consider walking, biking, skiing trails; connecting open areas that we already have to make a trail system.

Maintenace of fields, buildings, and natural areas must be a priority. Part of the current problem is baccuse existing facilities have not been maintained.

Engage: Submit

David Moore

From:
Sent: Wednesday, June 24, 2009 2:27 PM
To: David Moore
Subject: FW:

-----Original Message-----

From:
Sent: Wednesday, June 24, 2009 2:29 PM
To: webmaster
Subject:

To: webmaster@cityofportsmouth.com
From:
X-Originating-IP: [132.177.24.148]
Subject: WWW Form Submission

Below is the result of your feedback form. It was submitted by
on Wednesday, June 24, 2009 at 14:29:11

Subject: Comprehensive Recreation Needs Study

company: Portsmouth Soccer Group

city: Portsmouth

state: NH

zip: 03801

comments: We have a dedicated group of 40 people that play each week on whatever fields we can find - mostly rocky, small, unlevel fields with no nets... but we do manage - It would be nice to have a dedicated soccer field in the city for use from April through November with nets. We're told we cannot use the high school and the other field are used for Baseball all summer - we desperately need soccer fields. Thank you.

Engage: Submit

David Moore

From:
Sent: Wednesday, June 24, 2009 2:34 PM
To: David Moore
Subject: FW:

-----Original Message-----

From:
Sent: Wednesday, June 24, 2009 2:31 PM
To: webmaster
Subject:

To: webmaster@cityofportsmouth.com
From:
X-Originating-IP: [63.117.141.66]
Subject: WWW Form Submission

Below is the result of your feedback form. It was submitted by
 on Wednesday, June 24, 2009 at 14:30:51

Subject: Comprehensive Recreation Needs Study

city: Portsmouth

state: NH

zip: 03801

comments: Both of my children (a boy and a girl) -- as well as perhaps several hundred other kids in the Portsmouth, Greenland, Newington and New Castle area -- play lacrosse. After five years and a total of perhaps 80 games, my kids have yet to play a "home" game in Portsmouth. We play our games in Greenland at the Recreation Field on Post Road. And after every game, we pass the City provided, well kept baseball facilities at Plains Field and elsewhere.

It is frankly time for the Rec Department to understand that lacrosse is a game on the rise, nationally, statewide and in Portsmouth. Kids who play lacrosse in the Spring deserve a dedicated field or fields in Portsmouth, just like the baseball teams now have and which we all support.

Many thanks for your efforts. If I can answer any question, please do not hesitate to call.

Engage: Submit

David Moore

From:
Sent: Wednesday, June 24, 2009 3:19 PM
To: David Moore
Subject: FW:

-----Original Message-----

From:
Sent: Wednesday, June 24, 2009 3:19 PM
To: webmaster
Subject:

To: webmaster@cityofportsmouth.com
From:
X-Originating-IP: [75.68.182.31]
Subject: WWW Form Submission

Below is the result of your feedback form. It was submitted by
on Wednesday, June 24, 2009 at 15:18:32

Subject: Comprehensive Recreation Needs Study

city: Portsmouth

state: NH

zip: 03801

comments: I've found that it is often difficult to find an un-reserved piece of open public ground where our friends and family can participate in "unorganized" sports and games. It is very difficult to find a level/legal piece of ground where we can play a pickup game of soccer or kickball or whatever... without having to plan and reserve space ahead of time. I'd assume that the only solution is more space or access to space. Is space on Pease public? As far as reserved spaces/fields go, is there a place to view (online or otherwise) what locations are booked or not booked? We'd like to not have to drive all over looking for a vacant field and not worry that after playing for 15 minutes, the rightful group that reserved the field will come and stake their claim.

Engage: Submit

David Moore

From:
Sent: Wednesday, June 24, 2009 3:19 PM
To: David Moore
Subject: FW:

-----Original Message-----

From:
Sent: Wednesday, June 24, 2009 2:55 PM
To: webmaster
Subject:

To: webmaster@cityofportsmouth.com
From:
X-Originating-IP: [173.9.74.57]
Subject: WWW Form Submission

Below is the result of your feedback form. It was submitted by
on Wednesday, June 24, 2009 at 14:55:12

Subject: Comprehensive Recreation Needs Study

city: Portsmouth

state: NH

zip: 03801

comments: I think it would be great to have more soccer fields in Portsmouth. There aren't many good options locally right now.

Engage: Submit

David Moore

From:
Sent: Wednesday, June 24, 2009 3:19 PM
To: David Moore
Subject: FW:

-----Original Message-----

From:
Sent: Wednesday, June 24, 2009 2:44 PM
To: webmaster
Subject:

To: webmaster@cityofportsmouth.com
From:
X-Originating-IP: [24.103.190.127]
Subject: WWW Form Submission

Below is the result of your feedback form. It was submitted by
on Wednesday, June 24, 2009 at 14:44:25

Subject: Comprehensive Recreation Needs Study

city: Portsmouth

state: NH

zip: 03801

comments: The city of Portsmouth could really use more field space for residents to play soccer and ultimate frisbee on. It stinks having to travel out of town to participate in these leagues because fields are not available within the city.

Engage: Submit

David Moore

From:
Sent: Wednesday, June 24, 2009 3:20 PM
To: David Moore
Subject: FW:

-----Original Message-----

From:
Sent: Wednesday, June 24, 2009 2:40 PM
To: webmaster
Subject:

To: webmaster@cityofportsmouth.com
From:
X-Originating-IP: [75.69.42.37]
Subject: WWW Form Submission

Below is the result of your feedback form. It was submitted by
on Wednesday, June 24, 2009 at 14:40:27

Subject: Comprehensive Recreation Needs Study

company: self

city: Portsmouth

state: NH

zip: 03801

comments: I appreciate the indoor pool and how well the facility is kept up. I have noticed that the evening adult swim time is often shared with lessons. There should be some time set aside for adult lap swimmers of all levels. It would be best if adult swim time was truly adult lap swim time and not shared with lessons and other activities.

Thanks,

Engage: Submit

David Moore

From:
Sent: Wednesday, June 24, 2009 4:20 PM
To: David Moore
Subject: FW:

-----Original Message-----

From:
Sent: Wednesday, June 24, 2009 4:14 PM
To: webmaster
Subject:

To: webmaster@cityofportsmouth.com
From:
X-Originating-IP: [71.233.81.16]
Subject: WWW Form Submission

Below is the result of your feedback form. It was submitted by
 on Wednesday, June 24, 2009 at 16:13:45

 Subject: Comprehensive Recreation Needs Study

city: Portsmouth

state: NH

zip: 03801

comments: I have been a lap swimmer in the Portsmouth pools regularly for 24 years. The indoor pool is frankly the best swimming pool in Portsmouth. I am encouragling you NOT to make any changes to it as it is used constantly by citizens of Portsmouth. It is a resource that is irriplacable. Pierce Island pool, I realize, is expensive to maintain but as a summer facility it is essential. There is no other public outdoor pool available to the public. If cost is the issue, charge more to swim and hang out there. We will pay. The pools are an essential must for children learning to swimm, the elderly who participate in regular programs, swim teams who bring pride to Portsmouth and for us all, and there are many of us, who swim for health all year long.

Thank you,

Engage: Submit

David Moore

From:
 Sent: Thursday, June 25, 2009 1:54 PM
 To: David Moore
 Subject: FW:

-----Original Message-----

From:
 Sent: Wednesday, June 24, 2009 6:08 PM
 To: webmaster
 Subject:

To: webmaster@cityofportsmouth.com
 From:
 X-Originating-IP: [24.147.243.15]
 Subject: WWW Form Submission

Below is the result of your feedback form. It was submitted by
 on Wednesday, June 24, 2009 at 18:07:57

Subject: Comprehensive Recreation Needs Study

city: Portsmouth

state: NH

zip: 03801

comments: Having coached boys lacrosse last year for the Seacoast team, as well as participating in many recreational programs over the past 14 years with my children, I would HEAVILY emphasize our need for MORE FIELDS in Portsmouth. This can easily be accomplished by using the land behind the high school--the new Middle school should be built there with the accompanying 5 fields which the plans accomodate. Additionally, the tennis courts at South Mill Pond, which are heavily used, need to be desperately resurfaced and the nets re-set to the regulation height. Finally, the idea of moving the recreation offices from Connie Bean to the proposed new middle school site on Parrot Ave is absolutely absurd--as is adding back into the renovation plans a second gymnasium. PARKING has never been addressed in this plan--having a son just complete 3 years at the middle school with a second son ready to enter, I can assure there simply IS NO PARKING during the school day, after school, or during any school function. As avid users of the library as well, I can again assure you there is NO PARKING in that area, and the traffic configurations anytime buses are running and/or recreational soccer or afterschool sports are using the fields, is dangerous. The new MS plan DOES NOT even come close to addressing these issues, let alone address adding in a second gym with the concomitant Connie Bean programs, as well as the required recreation employees and officials required during those programs....WHAT ARE they THINKING? The best option is a 'no-brainer'--build a new, 'green' Middle School behind the high school--gain at least 5 new fields for the city of Portsmouth--put the recreation programs for Connie Bean there as well, with easy access to the high school--the recreation department floats between the two buildings and

there is plenty of parking provided and safer traffic patterns--all for less money than renovating the current building in the wrong location.

Engage: Submit

David Moore

From:
 Sent: Thursday, June 25, 2009 1:59 PM
 To: David Moore
 Subject: FW:

Follow Up Flag: Follow up
 Flag Status: Completed

-----Original Message-----

From:
 Sent: Wednesday, June 24, 2009 4:56 PM
 To: webmaster
 Subject:

To: webmaster@cityofportsmouth.com
 From:
 X-Originating-IP: [24.128.71.248]
 Subject: WWW Form Submission

Below is the result of your feedback form. It was submitted by
 Wednesday, June 24, 2009 at 16:56:21

Subject: Comprehensive Recreation Needs Study

address:

city: Portsmouth

state: NH

zip: 03801

comments: The need for open space for wildlife, walking, viewing water, wetlands, vernal pools, wildflowers is as important to the soul and body as playing a game of tennis. Both are important, but the former does not seem included in the "recreation needs" list.

Engage: Submit

David Moore

From:
 Sent: Friday, June 26, 2009 7:57 AM
 To: David Moore
 Subject: FW:

-----Original Message-----

From: I
 Sent: Thursday, June 25, 2009 3:19 PM
 To: webmaster
 Subject:

To: webmaster@cityofportsmouth.com
 From:
 X-Originating-IP: [66.30.228.68]
 Subject: WWW Form Submission

Below is the result of your feedback form. It was submitted by
 _____ n Thursday, June 25, 2009 at 15:18:46

 Subject: Comprehensive Recreation Needs Study

city: Portsmouth

state: NH

zip: 03801

comments: I enjoy running. Having lived in many different cities in the U.S. I have always appreciated dedicated multi-use recreation paths/trails for running biking, walking etc. I'm somewhat disappointed with the lack of a safe place to walk or run here in the city. I know the cars are sick of us runners on the road not to mention the safety factor. Has Portsmouth looked into creating a city walking/running trail? I've been to the Forestry center and Peirce Island but those areas are not long enough. Many cities use areas adjacent to train tracks or even convert unused tracks to trails(rails to trails). Are those tracks that head out towards Atlantic Heights still being used? What about "rails to trails."

Also on a separate note I think more hours should be available to lap swimming at the pools.

Engage: Submit

David Moore

From:
Sent: Monday, June 29, 2009 4:36 PM
To: David Moore
Subject: FW:

-----Original Message-----

From:
Sent: Monday, June 29, 2009 10:06 AM
To: webmaster
Subject:

To: webmaster@cityofportsmouth.com
From:
X-Originating-IP: [71.233.81.14]
Subject: WWW Form Submission

Below is the result of your feedback form. It was submitted by
 Monday, June 29, 2009 at 10:05:32

Subject: Comprehensive Recreation Needs Study

address:

city: Portsmouth

state: NH

zip: 03801

comments: Given the epidemic of obesity facing our state and the need to encourage children and adults to engage in physical activity, a new indoor recreation facility for our community is sorely needed. The winter is long so there is even greater need for indoor recreation space. Such a facility could be provide opportunities for multiple age groups to exercise and have fun together and would be a worthwhile investment of city funds. It would create social capital in the community. Important elements: multiple pools, fitness center, squash courts, community spaces, child care. Thank you!

Engage: Submit

David Moore

From:]
 Sent: Thursday, July 02, 2009 10:23 PM
 To: David Moore

To: dmoore@cityofportsmouth.com
 From:
 X-Originating-IP: [24.61.126.165]
 Subject: WWW Form Submission

Below is the result of your feedback form. It was submitted by
 Thursday, July 2, 2009 at 22:22:55

Subject: Comprehensive Recreation Needs Study

company: SMA

address:

city: Portsmouth

state: NH

zip: 03801

comments: I agree with many that we need:

A multi-generational indoor aquatics area (multiple swimming pools - lap/competition and warm, shallow water for kids)

- 2 - Fitness center (cardio, weight, multi-purpose exercise studios, gym)
- 3 - Modern Family & Adult Only changing areas
- 4 - Daycare
- 5 - Indoor Playground (real swings, sandbox, play structures, Jump N Gym)
- 6- Interactive Community Spaces (welcome lounge, passive recreation...etc.)
- 7 - Ample Parking Area & Administrative offices

Engage: Submit

David Moore

From:
Sent: Monday, July 06, 2009 5:01 PM
To: David Moore

To: dmoore@cityofportsmouth.com
From:
X-Originating-IP: [71.233.86.70]
Subject: WWW Form Submission

Below is the result of your feedback form. It was submitted by
_____ Monday, July 6, 2009 at 17:00:57

Subject: Comprehensive Recreation Needs Study

address:

city: Portsmouth

state: NH

zip: 03801

comments: 1) Have internet sign-up, waiting in line is not feasible for working moms
2) Have activities for 3-6 year olds after 4pm so working moms can get there - ie - soccer,
swim lessons in the summer, tball ball, etc. Kittery has a great program & internet sign-
up.

Engage: Submit

David Moore

From:
 Sent: Monday, July 06, 2009 8:30 PM
 To: David Moore

To: dmoore@cityofportsmouth.com
 From:
 X-Originating-IP: [66.31.226.215]
 Subject: WWW Form Submission

Below is the result of your feedback form. It was submitted by
 on Monday, July 6, 2009 at 20:29:35

Subject: Comprehensive Recreation Needs Study

company: Citizen

address:

city: Portsmouth

state: NH

zip: 03801

comments: I think it's great that the city and the rec board are studying the city's rec needs and that the public has been engaged for their opinions. I feel strongly that the city needs a large, multi-field outdoor complex, which would include 2 to 3 small little league fields, 1 or 2 softball fields and a larger, regulation size baseball field. Incorporating a soccer/lax field would be a bonus. I realize space is limited in the city and there are the obvious financial challenges. However, if a parcel could be secured or purchased that would support such a complex, I believe that the benefits this would bring in building a strong community and bringing people together in an increasingly disconnected world would make it well worth the cost. I grew up in Braintree Mass, and we had a large complex like I have mentioned and the number of people, young and old, that were there every summertime night watching games or just socializing with neighbors was wonderful. I think that Portsmouth deserves the same.

Engage: Submit

David Moore

From:
 Sent: Monday, July 06, 2009 10:51 PM
 To: David Moore

To: dmoore@cityofportsmouth.com
 From:
 X-Originating-IP: [205.188.117.14]
 Subject: WWW Form Submission

Below is the result of your feedback form. It was submitted by
 onday, July 6, 2009 at 22:50:53

Subject: Comprehensive Recreation Needs Study

comments: I hope that the Connie Bean building can remain a recreation building to be renovated to bring it up to code. I don't feel that trying to add on an extra large basketball court with sliding walls to the Middle School Project or even if open space can be configured, an addition court added to the Middle School blue print is a feasible idea. There are too many negatives in this scenerio, i.e. delaying the Middle School project, additional parking requirements, noise level with multiple games going on simutaneouly, having the school open to the public for rec dept functions, etc, etc. I hope that all aspects of keeping the Connie Bean vice adding an additional insufficient basketball court to the middle school will be studied before just eliminating the Connie Bean. Many, many Portsmouth youth use the Connie Bean on a daily basis.

Engage: Submit

David Moore

From:
Sent: Tuesday, July 07, 2009 10:19 PM
To: David Moore

To: dmoore@cityofportsmouth.com
From:
X-Originating-IP: [66.30.229.80]
Subject: WWW Form Submission

Below is the result of your feedback form. It was submitted by
_____ Tuesday, July 7, 2009 at 22:19:16

Subject: Comprehensive Recreation Needs Study

city: Portsmouth

state: NH

comments: We support ACTIVATE Portsmouth's vision for a year-round multi-generational aquatic and recreation facility and are confident that this center will generate economic activity for the City while providing adults, seniors and families in the community a healthy and productiv

Engage: Submit

David Moore

From:
 Sent: Tuesday, July 07, 2009 10:24 PM
 To: David Moore

To: dmoore@cityofportsmouth.com
 From:
 X-Originating-IP: [66.30.229.80]
 Subject: WWW Form Submission

Below is the result of your feedback form. It was submitted by
 _____ in Tuesday, July 7, 2009 at 22:24:15

Subject: Comprehensive Recreation Needs Study

city: York

state: Maine

comments: Portsmouth area definitely NEEDS these types of facilities - multi-purpose aquatic and recreation in one facility. I would hope they would consider allowing non-residents ?join? or use them as well as I know there are many surrounding towns that crave such facilities. We really miss The Works from when we lived in Dover and wish they offered something similar here. I also am a member of Gold?s Gym in Portsmouth and we constantly have conversations about how dumpy the local gyms and pools are and how a ?real? recreation facility would do so well in this area. There is literally nothing active for kids in the winter here either-plenty of library and music programs but nothing that requires real activity-which we all need in those long winter months.

We do appreciate being able to use the outdoor pool in Portsmouth-however I only wish that they would have some sort of enforced rule for the ?poop? incidents because on many occasions we have arrived only to find a closed pool-there are not any other options for swimming around here. I also wish they would allow kids to use tubes, floaties etc?..

Engage: Submit

David Moore

From:
Sent: Tuesday, July 07, 2009 10:26 PM
To: David Moore

To: dmoore@cityofportsmouth.com
From:
X-Originating-IP: [66.30.229.80]
Subject: WWW Form Submission

Below is the result of your feedback form. It was submitted by
on Tuesday, July 7, 2009 at 22:25:57

Subject: Comprehensive Recreation Needs Study

city: Portsmouth

state: NH

comments: I think it would be great to have an indoor recreation facility, especially for the winter months. Also - if there was a gym and daycare onsite it would be helpful for parents who want to be physically active themselves. I love the idea of a warm indoor pool for swim lessons and just recreational family swimming. Often in the winter we feel cooped up, and just need a big open place for our son to run and burn off some steam. An indoor rec area would be great for that. I would gladly pay an annual or monthly fee for access to something like this.

Engage: Submit

David Moore

From:
Sent: Tuesday, July 07, 2009 10:28 PM
To: David Moore

To: dmoore@cityofportsmouth.com
From:
X-Originalating-IP: [66.50.229.80]
Subject: WWW Form Submission

Below is the result of your feedback form. It was submitted by
on Tuesday, July 7, 2009 at 22:28:17

Subject: Comprehensive Recreation Needs Study

city: Portsmouth

state: NH

comments: I agree with the vision of Activate Portsmouth which is to build an innovative, green, multi-purpose aquatic, fitness and recreation center that is accessible to all age-groups, fiscally responsible and has the following 6 amenities:

- 1 - Multi-generational indoor aquatics area (multiple swimming pools - lap/competition, warm water)
- 2 - Fitness center (cardio, weight, multi-purpose exercise studios, gym with indoor track)
- 3 - Modern Family & Adult Only changing areas
- 4 - Daycare
- 5 - Interactive Community Spaces (welcome/relaxation lounge, indoor playground, passive recreation area)
- 6 - Ample Parking Area & Administrative offices

Engage: Submit

David Moore

From:
 Sent: Wednesday, July 08, 2009 9:58 AM
 To: David Moore

To: dmoore@cityofportsmouth.com
 From:
 X-Originating-IP: [71.232.208.221]
 Subject: WWW Form Submission

Below is the result of your feedback form. It was submitted by
 on Wednesday, July 8, 2009 at 09:58:02

Subject: Comprehensive Recreation Needs Study

address:

city: Portsmouth

state: NH

zip: 03801

comments: I have always supported the Portsmouth Rec. Department, and my children have participated in countless programs. This spring, however, we decided to try a program in Greenland because my younger son was really interested in being pitched to for baseball and felt he had moved past t-ball. There isn't anything besides t-ball offered for his age group here (he's 7), so that was our only option. I was very impressed with their program (which, I believe, is mostly volunteer run), but I couldn't help thinking that some sort of joint venture between the two towns would make both programs stronger. The children will all go to high school together, can play soccer together through Portsmouth City Soccer, and can play baseball together through Portsmouth Little League. Why are we not offering other opportunities to play together and working to combine our resources? They have the land, and we have the expertise. It seems like a perfect combination. It would also give us a larger pool of volunteer coaches to draw from. I think we need to start thinking of ourselves as a region for the benefit of all. Thank you.

Engage: Submit

David Moore

From:
Sent: Wednesday, July 08, 2009 8:39 PM
To: David Moore

To: dmoore@cityofportsmouth.com
From:
X-Originating-IP: [71.233.86.179]
Subject: WWW Form Submission

Below is the result of your feedback form. It was submitted by
on Wednesday, July 8, 2009 at 20:39:00

Subject: Comprehensive Recreation Needs Study

address:

city: Portsmouth

state: NH

zip: 03801

comments: This may or may not already be happening, but I'd like to see some bus trips offered, for people of all ages, to shows such as the Rockette's at Christmastime, or a day trip to NY City with a play and lunch involved.

Engage: Submit

David Moore

From:
Sent: Friday, July 10, 2009 7:10 AM
To: David Moore

To: dmoore@cityofportsmouth.com
From: I
X-Originating-IP: [70.16.205.91]
Subject: WWW Form Submission

Below is the result of your feedback form. It was submitted by
on Friday, July 10, 2009 at 07:09:56

Subject: Comprehensive Recreation Needs Study

city: Portsmouth

state: nh

zip: 03801

comments: Please add my thoughts to the input on Portsmouth recreation needs:

Please give priority to open spaces, passive land use for enjoyment of all people, not just athletics

More bike lanes & safety for bicyclists

Maximize current recreation facilities, look especially at Connie Bean center.

Thank you for your consideration & this process being open to citizens

Engage: Submit

David Moore

From:
Sent: Saturday, July 11, 2009 11:05 AM
To: David Moore

To: dmoore@cityofportsmouth.com
From:
X-Originating-IP: [66.19.204.140]
Subject: WWW Form Submission

Below is the result of your feedback form. It was submitted by
Saturday, July 11, 2009 at 11:05:19

Subject: Comprehensive Recreation Needs Study

city: Portsmouth

state: NH

zip: 03801

comments: We have avoided using the indoor pool but would like to. My wife uses a wheelchair, and there is no place where I can assist her in getting ready or getting back to street clothes - all the dressing rooms are by sex. Can we have a family dressing room?

Engage: Submit

David Moore

From:
Sent: Thursday, July 23, 2009 6:01 PM
To: David Moore

To: dmoore@cityofportsmouth.com
From:
X-Originating-IP: [71.232.210.83]
Subject: WWW Form Submission

Below is the result of your feedback form. It was submitted by
on Thursday, July 23, 2009 at 18:00:43

Subject: Comprehensive Recreation Needs Study

city: Portsmouth

state: NH

zip: 03801

comments: I would like to see more planning for parks outside of the downtown area and throughout the city.

Engage: Submit

David Moore

From:
 Sent: Monday, July 27, 2009 10:23 AM
 To: David Moore

To: dmoore@cityofportsmouth.com
 From:
 X-Originating-IP: [67.174.215.210]
 Subject: WWW Form Submission

Below is the result of your feedback form. It was submitted by
 on Monday, July 27, 2009 at 10:23:08

Subject: Comprehensive Recreation Needs Study

city: Portsmouth

state: NH

zip: 03801

comments: Our city needs a recreation facility that is a stand alone building, with plenty of parking and bus access, that allows all generations opportunities for physical and community driven recreation. Our city underserves our middle school children by not offering a constant exercise opportunity like a real cardio/work out gym with education on weights and classes. If these kids are not on a "team" they are left to fend for themselves on the open market for exercise which is costly and not community driven.

Any facility created should be like a real "gym" with squash, tennis, basketball, swimming, exercise, dance, yoga, fencing, etc. opportunities for ALL AGES. Any new plan should include rooms that the public can rent for private parties -- with refrigerators and tables and chairs available. Let's make opportunities for people to gather inside in the winter or in the rain. Let's offer parents places to rent for parties that are affordable and healthy choices.

Connie Bean is beyond its useful age and serves few. Spinnaker is adult only and that is exclusive. Greenleaf is underutilized and under developed.

Why not partner with the YMCA and build on their current facility? Or better yet, create a facility that truly serves the needs of this town and put it all under one roof -- NOT AT THE MIDDLE SCHOOL -- as we all know that proposal is cockeyed due to congestion in that area. Our town does not need a fancy indoor water park. Our town needs a "green" building that is a safe, clean and welcoming location for our folks to build community and become physically fit.

Engage: Submit

David Moore

From:
Sent: Wednesday, August 19, 2009 5:10 PM
To: David Moore

To: dmoore@cityofportsmouth.com
From:
X-Originating-IP: [75.149.142.90]
Subject: WWW Form Submission

Below is the result of your feedback form. It was submitted by
on Wednesday, August 19, 2009 at 17:09:38

Subject: Comprehensive Recreation Needs Study

city: Portsmouth

state: NH

zip: 03802

comments: I was at the Recreation Needs discussion in June. I was the only one to speak about the Marching Band. To properly prepare for a exhibition, the field that the Band needs to use really has to be a football field. a) Competitions at other fields are on football fields, so they need the same markings for reference points; b) there needs to be an observation point so that the Band Director can view the exhibition from a high enough vantage point to make sure that people are positioned correctly during rehearsals; c) the press box needs to be large enough to accommodate four - six judges in order to host a marching band competition (current press box is too small).

Engage: Submit

David Moore

From:
Sent: Thursday, December 10, 2009 9:50 AM
To: David Moore
Subject: Comprehensive Recreation Needs Study

Below is the result of your feedback form. It was submitted by
on Thursday, December 10, 2009 at 08:49:36

city: Newington

state: NH

zip: 03801

comments: The City needs more "full size" athletic fields. As a parent of 4 kids who play sports and also go to the Portsmouth schools, it is a disgrace to show visiting middle school teams Clough field and say "welcome to Portsmouth and welcome to our undersized dirt field that we play most of our outdoor sports on".

Portsmouth High School is so short on fields that practices have to be staggered and if there is any rain the fields become unusable.

Engage: Submit

David Moore

From:
Sent: Friday, December 11, 2009 9:44 AM
To: David Moore
Subject: Comprehensive Recreation Needs Study

Below is the result of your feedback form. It was submitted by
on Friday, December 11, 2009 at 08:44:12

city: Portsmouth

state: NH

zip: 03801

comments: I attend Jason's yoga classes at Spinnaker Point and would like to see these classes continued - and preferably expanded if Jason's schedule allows. These classes make yoga - a healthy, low impact exercise for all ages - accessible to just about everyone in our community. The classes are always well attended and I know that all students are appreciative of the Recreation Department's continuing support of this program.

Engage: Submit



CITY OF PORTSMOUTH

City Hall, One Junkins Avenue
Portsmouth, New Hampshire 03801
jpb@cityofportsmouth.com
(603) 610-7201

John P. Bohenko
City Manager


September 1, 2009

Dear Mr.

Thank you for your letter of August 28, 2009 regarding the use of the football field by the Portsmouth High School Band. As you are aware, the use of the school athletic fields comes under the direction of the School Department.

I will send a copy of this letter to the Athletic Director Rus Wilson asking that he respond to you regarding this matter. I will also send a copy of this letter to David Moore the City staff person who is coordinating the Recreation Study so that he has your concerns on file.

Sincerely,




John P. Bohenko
City Manager

JPB/ams

c: Rus Wilson, Recreation Director
David Moore, Assistant Community Development Director
Edward McDonough, Superintendent of Schools

August 28, 2009

City of Portsmouth
 Junkins Avenue
 Portsmouth, NH 03801
 Attn. John Bohenko, City Manager



Dear Mr. Bohenko,

I am writing to you about our beloved Portsmouth High School Band. I have some concerns that the School Department is getting skewed towards Athletics which will put the Performing Arts Department at a distinct disadvantage. Given the strides that the Performing Arts Department has made to return to the Band's glory days, it'd be a shame to slide backwards.

I'm not sure if you were aware, but the Marching Band was denied the use of the football field for practice this summer. Instead, they are relegated to the field in the rear of the school. That may be all well and good, but here are its shortcomings:

- 1) There's no high level place (like the Press Box or stands) where the Band Director can stand and watch which allows him to easily communicate with the musicians. Where will he be? In the 3rd floor of the science wing on a cell phone.
- 2) The field doesn't drain. Mr. Gagnon was up there last Tuesday. While we hadn't had precipitation in a week, the field was still wet. I can only imagine what it'll be like to practice on after we've had rain.
- 3) The field is deep enough, but only allows the Marching Band to spread out its exhibition from the 25 yard line to the other 25 yard line. This may sound fine, but part of the grade/rating that they get in competitions relates to how well they use the entire field. (Think of it as an ice skater not using the full ice surface).

I realize that we have a huge recreational field deficit. I went to the first meeting that was held in the PHS Auditorium and was shocked at how many fields other communities have and how few we have. Couple that with the fact that the recreational soccer fields (aka Leary Field) floods with a good steady rain and perhaps I shouldn't be shocked.

So, why you might ask is the Marching Band being denied the use of Tom Daubney field? Apparently because the football field was in poor condition in the latter stages of the season and a football opponent threatened to forfeit because of it. I'm not sure if you ever go to see the Marching Band perform their routine, but they are in soft soled shoes which don't have cleats. The marching band might have contributed the poor condition of the field, but to deny it the use of the football field because of it seems very unfair. It would seem to be more of an issue with normal maintenance not being done properly rather than the marching band wrecking the field.

I understand that the Tom Daubney field may be undergoing a rejuvenation, at least I hope it does. I've heard rumors that the field may get an artificial surface which will

allow it to have a more useful life for all of the possible uses. That would be great. I would hope, however that the athletic department didn't have the right to then decide that the field was too important and too valuable to allow the band to use it because they could damage it. I'm not suggesting that that would happen. I only worry that if the Marching Band is able to piece together the summer rehearsals and do well in spite of having less than desirable conditions, they'll forever be relegated to use that field, because "they made it work". That happened when they lost the performing arts department secretary. It forced everyone to work that much harder and rely on volunteers to a significant degree. With all of the performing arts instructors continually driving to each of the five different schools (three elementary schools, a middle school and a high school), it's a logistical nightmare. That's why the PHS Auditorium has been double booked on a couple of occasions.

Another communication breakdown that I feel has taken place relates to the renovations that will take place at the Tom Daubney. Apparently the Press Box and stands are slated to be re-done. I think that's what I heard. While that's great news, I would have thought that as a courtesy they may have asked the Performing Arts Department to weigh in on the improvements. I don't know if the "horse has left the barn", but the Press Box that's supposedly being replaced, is too small to host a marching band competition finals because the judges require more space than the current press box has. My understanding is that the replacement press box is the same size as currently exists, which means that it might work for the Athletic Department, but that's about it. If the Press Box could be larger and PHS could host a Marching Band Finals, that would be a huge community event.

One thing that shouldn't be forgotten in all of this is that I believe that Band is the only organization using the Football Field where their involvement impacts the student's GPA. However don't think that the kids are taking Band just for the grade. There are actually several students who couldn't fit Band into their schedules because of AP courses. They are still going to take part in it, essentially auditing the class without the benefit of getting a grade or a credit-hour. That might not seem like a big deal, but the commitment is huge with probably 250 hours of volunteer time (per student) between rehearsals, competitions and football games.

I write this now knowing whether or not you were aware of the above. I write this feeling that the Marching Band too often gets treated like Cinderella. Despite the fact that the marching band has a drill team (aka percussion band) that performs in a world-wide competition and consistently places in the top three *in the world*, they don't seem to command the same respect that the athletics department gets.

Thanks for listening,

Sincerely,

cc Kenneth Smith City Councilor

David Moore

From:
Sent: Friday, December 11, 2009 10:02 AM
To: David Moore
Subject: Comprehensive Recreation Needs Study

Below is the result of your feedback form. It was submitted by
on Friday, December 11, 2009 at 09:01:35

company: Real Estate

city: Kittery

state: ME

zip: 03904

comments: I have really enjoyed using Spinaker Point as our local Seacoast Gym. It is only one mile from home and has provided me the opportunity to walk the track in inclement weather, to swim and hot tub under the falling snow as though I was in islands and the opportunity to take some really incredible classes, like Jasons yoga classes. Even though i live "just over the bridge" the oppourtunity to use Spinaker Point's facilities on a pay as I go basis has been wonderful for staying healthy and fit and also for soicalizing with other workout friends from the Seacoast. Jason is wonderful and is to helpful to so many people. I hope that he continue to do his special work with eveyone that he helps.
Thank you for yout time,
Elle Walsh

Engage: Submit

David Moore

From:
Sent: Saturday, December 12, 2009 8:46 AM
To: David Moore
Subject: Comprehensive Recreation Needs Study

Below is the result of your feedback form. It was submitted by
on Saturday, December 12, 2009 at 07:45:37

city: Portsmouth

state: NH

zip: 03801

comments: Linda and I are in favor of the city purchasing the land behind the cemetery- that would be a great central location. Also, another field at the stump dump would be great. And of course the Jones site is always iffy because of the contamination. I remember when I was young and the landfill was in operation- many, many dead fish in the creek. If we can use it and keep our children safe as well, then let's go for it. Let me know if there is anything Linda or I can do to further this process.

Engage: Submit

David Moore

From:
Sent: Sunday, December 13, 2009 6:34 PM
To: David Moore
Subject: Comprehensive Recreation Needs Study

Below is the result of your feedback form. It was submitted by
on Sunday, December 13, 2009 at 17:34:11

city: Portsmouth

state: NH

zip: 03801

comments: Jason is an asset to our community, his enthusiasim & energy make you enjoy his classes, always willing to help, and understands their is many differrent levels that each individual has.

Engage: Submit

David Moore

From:
Sent: Monday, December 14, 2009 8:29 PM
To: David Moore
Subject: Comprehensive Recreation Needs Study

Below is the result of your feedback form. It was submitted by
on Monday, December 14, 2009 at 19:28:39

city: Portsmouth

state: NH

zip: 03801-4419

comments: I have been taking yoga lessons with Jason at Spinnaker Point for almost 3 years. His classes are fun, help reduce stress, and are appropriate for all levels. These "free" classes are the only reason I still belong to Spinnaker. Please continue them and consider offering more "free" classes. Thanks!!!!!!

Engage: Submit

David Moore

From:
Sent: Monday, December 14, 2009 8:35 PM
To: David Moore
Subject: Comprehensive Recreation Needs Study

Below is the result of your feedback form. It was submitted by
on Monday, December 14, 2009 at 19:34:35

city: Portsmouth

state: NH

zip: 03801-4419

comments: Portsmouth needs more tennis courts, especially at the high school during tennis season. It would be really nice to have indoor courts accessible to the average person.

Engage: Submit

David Moore

From:
Sent: Monday, December 14, 2009 11:19 AM
To: David Moore
Subject: Comprehensive Recreation Needs Study

Below is the result of your feedback form. It was submitted by
on Monday, December 14, 2009 at 10:18:45

city: Portsmouth

state: NH

zip: 03801

comments: the site near Calvary cemetery is probably the most economically suited for development. Over the long term I could see the possibility of tying into the Hett property for expansion. However short term the land ,access to it and parking areas all seem to be better given the uses we need to consider.

I think turfing the high school fields is a great way to go.

All our efforts to provide more facilities should not diminish our efforts to keep the South Playground and surrounding recreational fields in tip top shape. This area is one that makes Portsmouth such a pleasure to live in.

Engage: Submit

David Moore

From:
Sent: Wednesday, February 10, 2010 3:00 PM
To: David Moore
Subject: Comprehensive Recreation Needs Study

Below is the result of your feedback form. It was submitted by
on Wednesday, February 10, 2010 at 14:00:18

city: Portsmouth

state: NH

zip: 03801

comments: In the review of the city's recreation needs, please take into account the value and importance of our indoor and outdoor swimming pools. These are real gems and help to make Portsmouth a family-friendly place.

One suggestion is to make better use of the outdoor pool by having additional hours for lap swim on weekday mornings. Usually, on summer weekdays, the shallow end of the pool is used for lessons and the lap lanes are closed. Why not open this for adult swimming? Parents could swim while their children have lessons.

In general, I think we must make better use of the facilities we have before looking at the need for new facilities. The pool at Pierce Island is magnificent. And the high school pool is amazing, as well. The low-cost and free programs for kids are a real advantage. I am sure parents would be willing to pay a small fee for lessons, if we need to raise more money. But let's try to keep fees low. I prefer the existing facilities to anything with a lot of bells and whistles, which would require higher user fees. Thanks.

Engage: Submit

David Moore

From:
Sent: Wednesday, February 10, 2010 11:32 AM
To: David Moore
Subject: Comprehensive Recreation Needs Study

Below is the result of your feedback form. It was submitted by
on Wednesday, February 10, 2010 at 10:32:13

city: Portsmouth

state: NH

zip: 03801

comments: I use both Spinnaker and the indoor pool. They are good facilities.

I would like to see at Spinnaker the exercise machines that provide electronic record of your history of use of the machines. I used the system when I lived elsewhere and found the feedback very useful.

Engage: Submit

David Moore

From:
Sent: Wednesday, February 10, 2010 10:44 AM
To: David Moore
Subject: Comprehensive Recreation Needs Study

Below is the result of your feedback form. It was submitted by
on Wednesday, February 10, 2010 at 09:43:39

city: Portsmouth

state: NH

zip: 03801

comments: I use Spinnaker and the indoor swimming pool, both about three times a week. They are wonderful facilities that really add to the quality of life in Portsmouth. I urge the city to maintain these facilities and create more like them.

Engage: Submit

David Moore

From:
Sent: Tuesday, February 09, 2010 7:16 PM
To: David Moore
Subject: Comprehensive Recreation Needs Study

Below is the result of your feedback form. It was submitted by
on Tuesday, February 9, 2010 at 18:15:33

city: York

state: ME

zip: 03909

comments: I am a frequent user of the indoor pool. I use it for exercise, which keeps me in good health, so for selfish reasons, I would be very disappointed were the pool to be closed. In a less selfish way, I think of the many other people who maintain their health through swimming, and the children who use the pool for recreation (it's MUCH better than many of the other alternatives for them), swim lessons, and competitive swimming. Please don't close this facility! Sincerely, Leigh Waldman

Engage: Submit

David Moore

From: Tuesday, February 09, 2010 1:58 PM
Sent: David Moore
To: Comprehensive Recreation Needs Study
Subject:

Below is the result of your feedback form. It was submitted by
on Tuesday, February 9, 2010 at 12:58:23

city: New Castle

state: NH

zip: 03854

comments: Aquacize at the Indoor Pool is just what the doctor ordered for my aging joints. I've been doing it for over 2 years now at the suggestion of 2 physicians & I am so much stronger for it! I have watched as the class size has grown from just a handful of us to completely filling the portion of the pool allotted to us. This class is one of the few physical activities available that truly serves older folks. Our class ranges from about 50 to 89 years of age!! Valerie Fagin is a tremendous teacher - she combines aerobic exercise with yoga & keeps us all fit and active. I cannot speak highly enough about the aquasize class. I'm at the very beginning of the baby boomer generation. As boomers age, many of us want to stay strong & active, & aquacize becomes a necessity.

Engage: Submit

David Moore

From:
Sent: Friday, February 05, 2010 8:33 AM
To: David Moore
Subject: Comprehensive Recreation Needs Study

Below is the result of your feedback form. It was submitted by
on Friday, February 5, 2010 at 07:32:43

city: Portsmouth

state: NH

zip: 03801

comments: 2 sports are NOT being developed for the childrent of Portsmouth:

1. Tennis - feeder programs are popping up all over the country to strengthen the growth of Tennis; Quickstart programs are critical in gaining passion and game-play ability. The city has loads of public courts, yet no viable teaching program are in place. The Littlefield summer programs are NOT using the Quickstart program and they have far too many kids-coach ratios to warrant it reasonable. The only way for Portsmouth kids to learn tennis is via private club lessons, which are outrageous. So many Portsmouth kids miss out on learning the sport and college scholarship potential.

2. Volleyball: the same goes for this sport, which is a leading scholarship opportunity for our kids. Yet there are no public feeder programs; the Middle School has poor instruction w/o certified coaches. Kids have to learn via local private vball clubs, which are hundreds of dollars!

Engage: Submit

David Moore

From:
Sent: Friday, February 05, 2010 8:33 AM
To: David Moore
Subject: Comprehensive Recreation Needs Study

Below is the result of your feedback form. It was submitted by
on Friday, February 5, 2010 at 07:32:44

city: Portsmouth

state: NH

zip: 03801

comments: 2 sports are NOT being developed for the childrent of Portsmouth:

1. Tennis - feeder programs are popping up all over the country to strengthen the growth of Tennis; Quickstart programs are critical in gaining passion and game-play ability. The city has loads of public courts, yet no viable teaching program are in place. The Littlefield summer programs are NOT using the Quickstart program and they have far too many kids-coach ratios to warrant it reasonable. The only way for Portsmouth kids to learn tennis is via private club lessons, which are outrageous. So many Portsmouth kids miss out on learning the sport and college scholarship potential.

2. Volleyball: the same goes for this sport, which is a leading scholarship opportunity for our kids. Yet there are no public feeder programs; the Middle School has poor instruction w/o certified coaches. Kids have to learn via local private vball clubs, which are hundreds of dollars!

Engage: Submit

David Moore

From:
Sent: Wednesday, January 20, 2010 3:59 PM
To: David Moore
Subject: Comprehensive Recreation Needs Study

Below is the result of your feedback form. It was submitted by
on Wednesday, January 20, 2010 at 14:58:54

city: Portsmouth

comments: Our City is in vital need of adult recreation fields or any fields at this point, it is so important to the community, some might think it's a library, bricked sidewalks, parking garages so we can squeeze another 1000 people downtown , to me the priority of having athletic fields encourages an active lifestyle and will be a source of many memories and learning experiences for young and old. Most of my memories of Portsmouth were either the playground exp or activities it offered us. It was a community back then, I really miss those days.

Engage: Submit

David Moore

From:
Sent: Monday, December 21, 2009 4:37 PM
To: David Moore
Subject: Comprehensive Recreation Needs Study

Below is the result of your feedback form. It was submitted by
on Monday, December 21, 2009 at 15:36:30

city: Portsmouth

state: NH

zip: 03801

comments: I am very interested in seeing new fields developed within the city. The lack of fields has constrained the ability to have games and practices and has had a detrimental effect on the number of teams and thus the number of participants that can be accommodated. This has particularly impacted the LAX programs within the city. I believe we need to encourage participation and engagement in sports as a way to help keep the population physically fit & healthy. It reduces stress and channels energy in positive ways. I also believe that having more fields will allow more access for all who may not have as much natural athletic talent but who can still benefit from exercise and sports participation. I am very excited about the possibility of the land off Peverly Hill Road and encourage the city to pursue this as a high priority. Thank you for allowing the input.

Engage: Submit

David Moore

From:
Sent: Wednesday, December 16, 2009 5:46 PM
To: David Moore
Subject: Comprehensive Recreation Needs Study

Below is the result of your feedback form. It was submitted by
on Wednesday, December 16, 2009 at 16:45:37

city: Portsmouth

state: NH

zip: 03801

comments: To whom it may concern:

My wife and I have been attending the yoga classes at Spinnaker Point weekly for the past year+ and we are incredibly pleased with the service, free of charge, for members. This is exactly the type of activity that we would like to see our tax dollars fund.

Engage: Submit

David Moore

From:
Sent: Monday, December 14, 2009 11:19 AM
To: David Moore
Subject: Comprehensive Recreation Needs Study

Below is the result of your feedback form. It was submitted by
on Monday, December 14, 2009 at 10:18:45

city: Portsmouth

state: NH

zip: 03801

comments: the site near Calvary cemetery is probably the most economically suited for development. Over the long term I could see the possibility of tying into the Hett property for expansion. However short term the land ,access to it and parking areas all seem to be better given the uses we need to consider.

I think turfing the high school fields is a great way to go.

All our efforts to provide more facilities should not diminish our efforts to keep the South Playground and surrounding recreational fields in tip top shape. This area is one that makes Portsmouth such a pleasure to live in.

Engage: Submit

David Moore

From:
Sent: Wednesday, February 17, 2010 11:59 PM
To: David Moore
Subject: Comprehensive Recreation Needs Study

Below is the result of your feedback form. It was submitted by
on Wednesday, February 17, 2010 at 22:58:31

city: Portsmouth

state: NH

zip: 03801

comments: I hope all the comments I have read are from Portsmouth residents. I certainly feel the athletic buildings, fields and courts etc. need upgrading but most of the comments seem to have a grandious idea what they want. I would never believe we are in a tough economic time after reading the comments. When considering any or all these suggestions I hope you keep in mind the taxpayers who cannot afford increases in their taxes because of the fact that all government, military retirements and social security recipiants do not include a COLA and also must pay more for their health insurance making a loss on their income for the year. Ask Dover NH about their Ice Rink and the financial problems it created.

Engage: Submit

David Moore

From:
Sent: Wednesday, February 10, 2010 9:20 PM
To: David Moore
Subject: Comprehensive Recreation Needs Study

Below is the result of your feedback form. It was submitted by
on Wednesday, February 10, 2010 at 20:19:41

city: Portsmouth

state: NH

zip: 03801

comments: I doubt my comments will be different than many others, however I feel compelled to Offer my input.

Portsmouth is a wonderful community, rich with culture and beauty. It is high on the 'most desirable' lists. I feel it is imperative we offer our youth opportunities for growth and development. Furthermore, these facilities, especially the indoor pool, are very well utilized. The concept of closing these is completely counter productive. It's like 'cutting off your nose to spite your face' (sort of). In attempting to save our community, financially, you would be dealing us a severe negative impact, lowering the quality of our lives here, diminishing the opportunities for health and fitness acquisition, and maintenance. Closing these facilities is incredibly reactive and short-sighted, and in the long run and within the big picture severely detrimental. Please step back and look at the full story: do not proceed with uneducated and poorly planned reactions and please do keep the health and welfare of our community and its future in mind...do not consider closing the

pool and other indoor facilities. Thank you.

Engage: Submit

David Moore

From:
Sent: Wednesday, February 10, 2010 3:45 PM
To: David Moore
Subject: Comprehensive Recreation Needs Study

Below is the result of your feedback form. It was submitted by
on Wednesday, February 10, 2010 at 14:45:05

company: retired

city: Portsmouth

state: NH

zip: 03801

comments: I do aquasize at the Portsmouth pool and would like to see the roof repaired as it leaks in several areas. During the winter it would also be nice to have the water temperature increased a couple of degrees as it always seems to be cold. Ideally a new rec facility that would include a pool, gym, indoor track for walking/running would be fantastic.

Engage: Submit

David Moore

From:
Sent: Thursday, February 11, 2010 11:09 AM
To: David Moore
Subject: Comprehensive Recreation Needs Study

Below is the result of your feedback form. It was submitted by
on Thursday, February 11, 2010 at 10:08:40

city: Greenland

state: NH

zip: 03840

comments: I OWN PROPERTY IN PORTSMOUTH (SHEFFIELD RD) AND PAY TO USE THE INDOOR POOL SEVERAL
TIMES A WEEK. PLEASE DO NOT CLOSE IT. IT IS A HEALTH BENEFIT TO MANY PEOPLE. IF YOU CHARGE
HIGHER FEES, MAYBE IT COULD BE MORE SELF SUFFICIENT. THANKS ELLEN

Engage: Submit

David Moore

From:
Sent: Friday, February 12, 2010 9:45 AM
To: David Moore
Subject: Comprehensive Recreation Needs Study

Below is the result of your feedback form. It was submitted by
 on Friday, February 12, 2010 at 08:45:00

address: 75 Gates st

city: Portsmouth

state: New Hampshire

zip: 03801

comments: Rather than simply closing the pool, the city should consider creative ways to manage the facility in a superior manner that reduces the operating costs and increases the revenue generated at the facility. The pool is a source of social and physical stimulation for many Portsmouth residents, including our senior citizens. Eliminating this valuable resource will result in a significant hardship for this important population.

Thank you for your consideration.

Engage: Submit

David Moore

From:
Sent: Monday, February 15, 2010 6:41 PM
To: David Moore
Subject: Comprehensive Recreation Needs Study

Below is the result of your feedback form. It was submitted by
on Monday, February 15, 2010 at 17:41:18

city: Portsmouth

state: NH

zip: 03801

comments: I am completely opposed to the proposed closing of the indoor pool.

Engage: [Submit](#)

David Moore

From:
Sent: Tuesday, February 16, 2010 7:40 PM
To: David Moore
Subject: Comprehensive Recreation Needs Study

Below is the result of your feedback form. It was submitted by
on Tuesday, February 16, 2010 at 18:40:03

city: Portsmouth

state: NH

zip: 03801

comments: I am a senior at PHS and have had the benefit to take lessons at both the indoor and outdoor pool. My brother, with all the budget cuts, has not been able to have the same opportunities as I have. Without the indoor pool, it would only add to the growing list of disparities between us.

Please, don't close the indoor pool!!!

Engage: Submit

David Moore

From:
Sent: Wednesday, February 17, 2010 11:18 AM
To: David Moore
Subject: Comprehensive Recreation Needs Study

Below is the result of your feedback form. It was submitted by
on Wednesday, February 17, 2010 at 10:17:37

company: resident

city: Portsmouth

state: NH

zip: 03801

comments: The indoor pool is a very important facility to me and my family. I hope that every effort will be made to keep it open for everyone who uses it: swim teams, adult exercisers, kids learning to swim, old folks and the injured doing water therapy, etc.

Engage: Submit

David Moore

From:
Sent: Wednesday, February 17, 2010 11:22 AM
To: David Moore
Subject: Comprehensive Recreation Needs Study

Below is the result of your feedback form. It was submitted by
on Wednesday, February 17, 2010 at 10:22:14

city: Portsmouth

state: NH

zip: 03801

comments: I am unable to attend the meeting and have just a couple comments.

1) I love the idea of closing the indoor pool for one month this summer to help with the budgets. It is only one month & there are many other swimming options on the Seacoast.

2) Hoping we put children's rec needs up there. Connie Bean Rec Center is facing many limitations, Spinnaker is a no kid zone...we need the rec leagues and offerings for our children. The more involved in sports & recreation they are - the less trouble they get into. I hope we put childrens rec needs at the top of the list please!

Thank you!

Engage: Submit

David Moore

From:
Sent: Wednesday, February 17, 2010 1:34 PM
To: David Moore
Subject: Comprehensive Recreation Needs Study

Below is the result of your feedback form. It was submitted by
 on Wednesday, February 17, 2010 at 12:33:48

city: Portsmouth

state: NH

zip: 03801

comments: First, I would like to thank city officials for doing an assessment of our recreation needs, for inviting public input, and for trying to think creatively about how to meet our needs within a very tight budget.

I understand that a lot of thought already has gone into the proposal to close the high school pool. However, given the great loss that this would be to our community, I want to make some additional suggestions and observations in the hops that this fabulous community resource may be saved:

- 1) I think we should look at the Rec budget in its entirety, rather than isolate out the cost of one particular facility. Can the department bring in more income that will improve the overall bottom line? What about charging modest fees for swimming lessons? What about modest increases in the fees charged to use the pools, as well as for other rec programs? Can the city earn income by making the pool available for private parties, as the YMCA already does? What about making the Greenleaf Center available for party rentals? Or Spinnaker Point?
- 2) If one pool has to close, why not the smaller pool at Spinnaker Point? This may not save as much money, but put this savings together with other income-generating ideas and everything adds up.
- 3) Why does the high school pool need three full time staff people? Couldn't it operate with two? Can staff be "shared" between the different rec facilities?
- 4) Can we earn more user fees at the outdoor and indoor pools? Half the outdoor pool sits empty on weekday mornings while lessons occur in the shallow end. Why not allow paying adults to swim laps during those times and make more use of the facilities we already have?
- 5) If renovations are the primary cost factor driving this decision, what about the Connie Bean Center? This needs renovation or replacement and no one is talking about getting rid of that.
- 6) I appreciate the creative thinking about using the YMCA pool instead. If the needs can really be achieved that way, that would be a great solution. However, the YWCA already has a somewhat limited schedule for lap swims due to existing programming. It's also a smaller pool, not as well suited for team athletics. If the swim team had to move into the Y pool,

it wouldn't be a great environment for the team, and it would crowd out time for others to use it. Please try to figure this out before assuming that this option would work.

7) Lastly, if renovations are the primary consideration driving this decision, would it be possible to close the pool for 1-2 years and re-open it and do renovations later, when the economy (and tax receipts) have improved? So much money has already gone into this facility. It seems a shame to lose it forever.

Finally, while I may sound passionate about the pool, I know there are other urgent needs in the city as well. It is true that we need the \$500,000 more for our schools than we need it for public recreation. However, I urge all of you to look for creative solutions. I believe we could shrink that \$500,000 hole by reducing Rec Department staffing and looking at ways to increase revenue.

Thank you for your consideration.

Engage: Submit

David Moore

From: .
Sent: Wednesday, February 17, 2010 4:11 PM
To: David Moore
Subject: Comprehensive Recreation Needs Study

Below is the result of your feedback form. It was submitted by
 , on Wednesday, February 17, 2010 at 15:10:52

company: none - a resident and taxpayer

city: Portsmouth

state: NH

zip: 03801

comments: Very interesting reading the comments from the last community input session. Everyone seems to have something they 'need' the city to provide - quite expensive to do even one of many of these things, i.e. squash courts, more tennis, ice hockey - are these people dreaming??!!?? Someone has to PAY real \$\$ for these things.

My response to these comments is that in looking at what the city provides, we also need to look at what other cities as well as PRIVATE companies provide in the overall area. For example, there is a great hockey program at the Exeter Rinks, that is NOT far away, I take my daughter every week. If Portsmouth rec can sponsor a hockey team to play there that is great, but the idea that the city needs to build a rink is not realistic. (it is also not realistic to think the city need pay for each person's recreation - many people can pay, but would rather have 'free' (which means some other taxpayer is forced to pay)

There are so many private gyms, yoga studios, resources in other towns. Portsmouth rec should seek to partner with these organizations, not provide everything themselves.

Thank you for listening.

Engage: Submit

David Moore

From:
Sent: Wednesday, February 17, 2010 5:29 PM
To: David Moore
Subject: Comprehensive Recreation Needs Study

Below is the result of your feedback form. It was submitted by
on Wednesday, February 17, 2010 at 16:28:59

company: personal

city: Portsmouth

state: NH

zip: 03801

comments: I would like to see the indoor pool remain open. Is it possible that a private public partnership could be established, for instance, the Y operates the after school programs. Is there a therapy group, agency, that could participate? Is it possible to reduce operating costs at all? Could Sunbridge or Edgewood be approached? Thanks for your consideration.

Engage: Submit

David Moore

From:
Sent: Thursday, February 18, 2010 8:37 AM
To: David Moore
Subject: Comprehensive Recreation Needs Study

Below is the result of your feedback form. It was submitted by
on Thursday, February 18, 2010 at 07:36:32

company: resident

city: jPortsmouth

state: NH

zip: 03801

comments: Your potential location for fields at Pease will be a mosquito swamp. I do not know enough about the alternatives to comment, but that location in Pease will be unbearable with mosquitos unless Portsmouth is willing to spray aggressively.

Engage: Submit

David Moore

From:
Sent: Thursday, February 18, 2010 10:34 AM
To: David Moore
Subject: Comprehensive Recreation Needs Study

Below is the result of your feedback form. It was submitted by
on Thursday, February 18, 2010 at 09:33:51

company: student

Engage: Submit

David Moore

From:
Sent: Thursday, February 18, 2010 10:34 AM
To: David Moore
Subject: Comprehensive Recreation Needs Study

Below is the result of your feedback form. It was submitted by
on Thursday, February 18, 2010 at 09:34:12

company: student

Engage: Submit

David Moore

From:
Sent: Thursday, February 18, 2010 10:35 AM
To: David Moore
Subject: Comprehensive Recreation Needs Study

Below is the result of your feedback form. It was submitted by
on Thursday, February 18, 2010 at 09:34:30

company: student

city: Kittery

Engage: Submit

David Moore

From:
Sent: Thursday, February 18, 2010 11:02 AM
To: David Moore
Subject: Comprehensive Recreation Needs Study

Below is the result of your feedback form. It was submitted by
on Thursday, February 18, 2010 at 10:01:48

city: kittery

state: ME

zip: 03904

comments: I think that it of the utmost importance to keep the indoor pool open for the health and well-being of the entire community. I take my daughter to the pool at least 3 times per week and every time I'm there I see first hand how every age group in the community is represented.

I would be a terrible loss to the entire community so I'm hopeful that the pool will remain open.

Sincerely

Engage: Submit

David Moore

From:
Sent: Thursday, February 18, 2010 12:13 PM
To: David Moore
Subject: Comprehensive Recreation Needs Study

Below is the result of your feedback form. It was submitted by
on Thursday, February 18, 2010 at 11:13:04

company: Self - Resident

city: Portsmouth

state: NH

zip: 03801

comments: I use the Spinnaker Point recreation center from 4 to 6 days each week. Portsmouth is the first city/town I've lived in that has made a substantial contribution to my health and well-being by providing a reasonable cost fitness center with access to a very nice pool.

I applaud whoever was responsible for this commitment to our health and well-being and encourage the present recreation board to do whatever they can to maintain our facilities in top condition.

I've heard that the larger pool in our city needs a half million dollars in repairs. If we get an additional 25 to 30 years use out of it, it will be an asset to everyone's health and well being costing just pennies a day.

If we don't spend the money and the pool is closed, the Spinnaker Point pool will not be able to handle the additional numbers. On the weeks that the large pool is closed for it's yearly maintenance, I've been unable to swim during my allotted 6am to 7:15am time slot because all the lanes were taken.

In conclusion, we currently stand head and shoulders above 90% of America's cities and towns and we are recognized as one of the best places to live in the entire country. Let's maintain our commitment to providing excellent recreation and fitness opportunities for all residents. Sincerely,

Engage: Submit

David Moore

From: Thursday, February 18, 2010 1:36 PM
Sent: David Moore
To: David Moore
Subject: Comprehensive Recreation Needs Study

Below is the result of your feedback form. It was submitted by
 on Thursday, February 18, 2010 at 12:35:35

company: Loyola University New Orleans

city: Portsmouth

state: NH

zip: 03801

comments: As a resident of Portsmouth, I have come to appreciate, enjoy and consistently utilize the pool. I began to use the pool when I started training for triathlons and have found the facility to be exceptional both in its care and community.

The Portsmouth Indoor pool is the superior facility in the region as it has the best schedule for free or lap swim, accommodates those who rise early, work late, or who can go mid-day as I do, because I work from home. Not to mention, it's supremely convenient as I live just a mile down the road. However, I have friends who drive more than 30 minutes to use the facility because it is such an incredible facility.

It would be an utter disappointment to the community members who utilize the pool, if it were closed. Even as a newer resident to Portsmouth, it has become an integral part of my life here- I cannot imagine how it must feel for someone who has consistently been a member for years.

I agree with a recent editorial in the Seacoast Online written by Rob Wright. You should increase the fees for the outdoor pool and actually enforce them. As well, reduce non-resident fees to appeal to more non-residents. It would be advantageous to implement a structured payment system so that those who cannot afford \$480 in January after the holiday season may parse out their payments over the course of the year. That way, the pool would also have consistent income over the course of the year.

In all, there has to be a better solution than just to close the pool. There are far too many people who utilize the pool who are using the pool for FITNESS, not simply recreation as the board seems to think. If the issue is finding other indoor space for recreation, why not close Connie Bean as that seems to be the source of the problems?

Engage: Submit

David Moore

From:
Sent: Thursday, February 18, 2010 2:37 PM
To: David Moore
Subject: Comprehensive Recreation Needs Study

Below is the result of your feedback form. It was submitted by
on Thursday, February 18, 2010 at 13:37:23

city: Portsmouth

state: New Hampshire

zip: 03801

comments: I would like to voice my serious concern about the diminishing quality of life and thus the value of my property in the City of Portsmouth. At the time my family decided to purchase our small and expensive house we considered not only the direct property but all aspects of living in Portsmouth that included the quality of education in the High School and the recreational facilities like tennis courts and indoor swimming pool (both used by my whole family). By neglecting or plans to close these particular facilities the City is directly affecting for worse the life of its citizens and the value of their property. The swimming pool provides my family with great exercising option throughout the whole year. By introducing unsustainable plans for new facilities the City is not helping because it needs to raise the taxes and thus again not adding value. In the name of my family, four citizens of Portsmouth, I plead in time of recession for sustainability. I would not mind i

f the first step in case of funds availability if the City cleans its streets after the winter so all the people trying the use bicycles for transportation or pleasure can ride safely.
Regards

Engage: Submit

David Moore

From: Thursday, February 18, 2010 3:11 PM
Sent: David Moore
To: Comprehensive Recreation Needs Study
Subject:

Below is the result of your feedback form. It was submitted by
on Thursday, February 18, 2010 at 14:10:56

city: Portsmouth

state: MH

zip: 03801

comments: I realize that you have to make many tough decisions with the current budget constraints. I hope that you can make adjustments without closing the indoor pool! If that proves impossible, I hope you will immediately begin plans for repairing the existing pool or building a new one, so that work can begin as soon as funds become available in the future. We are a seacoast city - we need to make sure our residents (particularly our children) have year round access to swimming classes!

Engage: Submit

David Moore

From:
Sent: Thursday, February 18, 2010 3:42 PM
To: David Moore
Subject: Comprehensive Recreation Needs Study

Below is the result of your feedback form. It was submitted by
 on Thursday, February 18, 2010 at 14:41:40

city: PORTSMOUTH

state: NH

zip: 03801

comments: Dear Sir,

Sorry we couldn't attend the meeting but it's great we can submit our comment. We have heard rumors that the indoor pool might close. We hope these are only rumors because we can't say enough good things about Ports. Indoor pool and it's welcoming staff.

My family moved from VA to Portsmouth eight years ago. All my kids learned to swim at this pool making use of the swimming lessons there. My kids and there friends have the best of time swimming there, Fridays after school. My mother in law, Kasama who is a senior citizen, swims three times a week. I think the indoor pool is providing the best of entertainment to senior citizens in Portsmouth and to people from other cities too. I know my mother in law looks forward to meet her friends there, spend a great time swimming and then all the beautiful ladies go out and have lunch somewhere. For them swimming is brightening their lives.

It is also so convenient for the swimming team to practice there as well as it is so close to PHS.

Please don't close Portsmouth Indoor Pool down. It is our pride and joy.

Thank you.

Engage: Submit

David Moore

From: Thursday, February 18, 2010 4:10 PM
Sent: David Moore
To: Comprehensive Recreation Needs Study
Subject:

Below is the result of your feedback form. It was submitted by
on Thursday, February 18, 2010 at 15:09:48

company: Resident/Tax Payer

city: Portsmouth

comments: I Believe That adding an additional gym to the Middle School is a very bad idea for many reasons. For one just the parking is outrageous and the middle school versus the Connie Bean function as two completely different entities. Please considered keeping the Connie Bean Center open. It was mentioned that a complex was being considered on route 33 which would be great but lets not close everything else until it is actually built. Especially with this economy who is going to pay for this new complex. In the mean time where are our youth going to go? I would like to vote to keep the Connie Bean open and not build an additional gym/combination at Middle School. The idea of an additional gym at the school is a very poor plan. It just won't work, in additonal to adding even more cost to the building of the new school.

Engage: Submit

David Moore

From:
Sent: Friday, February 19, 2010 2:56 AM
To: David Moore
Subject: Comprehensive Recreation Needs Study

Below is the result of your feedback form. It was submitted by
on Friday, February 19, 2010 at 01:56:05

company: Resident

city: Portsmouth

state: NH

zip: 03801

comments: I tried to speak last night but I was not recognized. I think your presentation should include a full private facility and the cost to the public using it verses a public facility and the cost to the city. Maybe in a private facility scenario the city could pay the cost of city residents using the facility and not have the financial responsibility of maintenance of the facility and let the non residents pay the cost themselves. It was mentioned that the facility should be built to cover the communities surrounding Portsmouth but I disagree as any sport facility should be built for the residents, not for non residents even though the non residents pay more for the usage. We are not building for the masses but for Portsmouth.

Engage: Submit

David Moore

From:
Sent: Friday, February 19, 2010 7:59 AM
To: David Moore
Subject: Comprehensive Recreation Needs Study

Below is the result of your feedback form. It was submitted by
on Friday, February 19, 2010 at 06:59:17

city: Rye

state: NH

zip: 03870

comments: Since no lap-pool facility 'makes money' and must be subsidized in some fashion, the compelling reason for being is its value to the community. Last night's meeting provided ample testimony to its value. Immediate attention must be paid to the Indoor Pool's roof and filtration system, while a future multi-use facility can evolve from its present situation. But close the pool entirely in four months?? It will be like a death in the family. The Recreation Committee has seriously miscalculated this one, and probably should have consulted with the members themselves before dropping this bomb. (Yes, I am not a Portsmouth resident, but I swim there five times a week and would gladly pay double for my membership.)

Engage: Submit

David Moore

From:
Sent: Friday, February 19, 2010 9:21 AM
To: David Moore
Subject: Comprehensive Recreation Needs Study

Below is the result of your feedback form. It was submitted by
 on Friday, February 19, 2010 at 08:20:32

city: Portsmouth

state: NH

zip: 03801

comments: I attended the public meeting last night (Feb 18th) re Indoor Facility Rec Study. I whole-heartedly agree that, in view of the inadequate state, inefficiencies and fragmentation of current facilities, a centralised, multi-purpose center would meet the future needs for recreation in Portsmouth. I concur with the strong feeling at that meeting that there should be a short-term transition plan to meet current recreation needs, until new facilities can be operational. At best, and in order to foster a strong sense of community, ideally the new facility would cater for all sections of the community, from pre-school through disabled and family to senior activities. Back in the UK, where I hail from, I lived in a town a little bigger than Portsmouth. Historically, the rec facilities there were also fragmented, & similarly, the time came to radically address the same issues now facing recreation in Portsmouth. The town chose to retain & upgrade a separate lap pool, but

maintained other facilities until a brand new facility could be opened. This new facility includes a leisure pool with 0" entry and a wave machine, a jacuzzi, a studio & a gym (exercise machines, weights room etc); there are no ball courts or running track however. There are also family changing rooms which facilitates families attending together. There are classes (aquatic & non-aquatic), swimming lessons, & public swimming sessions with special activities during school holidays etc. There is a very strong sense of community as people repeatedly use the facility for different activities. Also because of the wide-ranging, interesting & exciting provision, the facility draws from a greater area around the town than previously, bringing in greater revenue for the town. Should you be interested, the web link is: <http://www.blackburn.gov.uk/server.php?show=nav.250> I wish the Rec Dept well in addressing the issues at hand & mindfully providing for the recreational needs of

the people of Portsmouth.

Engage: Submit

David Moore

From:
Sent: Friday, February 19, 2010 9:23 AM
To: David Moore
Subject: Comprehensive Recreation Needs Study

Below is the result of your feedback form. It was submitted by
on Friday, February 19, 2010 at 08:23:07

city: Portsmouth

state: NH

zip: 03801

comments: Nice job at meeting, but very narrow range of input due to pool advocates flooding the meeting hall. I would like to see more racket sports available indoors. Also think a broader survey would result in many more residents interested in some separate facilities for teens and mature adults. Goofy teens are not usually too disruptive in a pool, but can be very bad in other venues.

Engage: Submit

David Moore

From:
Sent: Friday, February 19, 2010 9:30 AM
To: David Moore
Subject: Comprehensive Recreation Needs Study

Below is the result of your feedback form. It was submitted by
on Friday, February 19, 2010 at 08:29:56

city: Portsmouth

state: New Hampshire

zip: 03801

comments: Hi,

I would like to share with the idea collection team these two links to the web sites of facilities my family has visited in the last few years. Both do not look fancy, both are serving similar to our city areas and both combine excellent recreational opportunities for its members. Here are the links:

<http://www.midcoastrec.com>

<http://www.cedardale-health.net>

Regards

Engage: Submit

David Moore

From:
Sent: Friday, February 19, 2010 10:01 AM
To: David Moore
Subject: Comprehensive Recreation Needs Study

Below is the result of your feedback form. It was submitted by
on Friday, February 19, 2010 at 09:00:56

company: resident/

city: portsmouth

state: nh

zip: 03801

comments: We like information on groups/residents that are working on supporting the SAVING
of the Portsmouth Indoor Pool.

Being new to Portsmouth.....I am not sure where I should reach out to.

Thank you

Engage: Submit

David Moore

From:
Sent: Friday, February 19, 2010 11:17 AM
To: David Moore
Subject: Comprehensive Recreation Needs Study

Below is the result of your feedback form. It was submitted by
on Friday, February 19, 2010 at 10:16:50

city: Portsmouth

state: NH

zip: 03801

comments: My thoughts on an Indoor Facility:

1. possible joint venture with the YMCA. Building on what they have and expanding facilities to meet indoor recreation needs for Portsmouth.
2. an all inclusive rec center makes the most sense to me. Building it "Green" will be costly up front, however will best suit needs in the future in case of another down turn in the economy.
3. would like to see an all inclusive rec center that is youth friendly, family friendly and adult only friendly. That being said, I would like to see an adult only facility that is separate also stay in place.(ie: Spinnaker Point)
4. sell the land/building Connie Bean center is located at... use the money towards the new indoor recreation center and or land for outdoor fields.

Thank you for listening,

Engage: Submit

David Moore

From:
Sent: Friday, February 19, 2010 1:34 PM
To: David Moore
Subject: Comprehensive Recreation Needs Study

Below is the result of your feedback form. It was submitted by
 on Friday, February 19, 2010 at 12:33:37

city: Portsmouth

state: New Hampshire

zip: 03801

comments: After attending the February 18 Indoor Facility Input Session, I have a few
 comments:

Last evenings presentation was very informative. However, it was difficult to grasp the idea of building a multi million dollar facility when we can't keep our current facilities going. The city of Portsmouth's track record of getting things passed in built in a timely manner is not good (library and middle school) and the citizens are right to fear closure of our current facilities while we wait indefinitely for a new, improved facility. With the current budget crisis, it is hard to imagine that kind of money would ever exist. This is a town that can no longer afford crossing guards.

The meeting last night left me with the impression that a multi use facility is what we 'have to have' to suit our needs. It seems to be a trend in other parts of the country. Mostly in other parts of the county with large, available tracts of cheap land, unlike New England. It may fit our needs, but is it feasible in our city?

Another point the consultant brought up several times was seperating adults and children's recreation. I think that combining all ages together promotes community. He spoke of 'lound and unruly' teenagers. I don't have teenagers, but still take offense to putting all teenagers in this category. I can see young and old learning from each other.

As far as replacing the Connie Bean Center, it is my hope that the city can act quickly to add a second gymnasium to the Middle School. It makes sense, as it will be highly utilized, and the Rec Department/School Athletics partnership, which is successful, can expand. It is also downtown, where people want it.

My last comment is on the pool. It is a gem in our city. Young and old come together for fun and fitness. I have met the most amazing people there, and never heard complaints. Double the fees. Charge for lessons in the summer. Give the staff time to be creative to increase the income stream. Give the community a chance to save the pool that they love.

Engage: Submit

David Moore

From: Saturday, February 20, 2010 10:54 AM
Sent: David Moore
To: Comprehensive Recreation Needs Study
Subject:

Below is the result of your feedback form. It was submitted by
on Saturday, February 20, 2010 at 09:53:42

city: Portsmouth

state: NH

zip: 03801

comments: I regret I couldn't come to the presentation Thursday. Having not attended I can't speak with authority on your needs - only as to what I feel about Portsmouth. I like the fact that Portsmouth maintains a recreational presence throughout the city. I think it creates neighborhood pride and provides access in and to the many parts of Portsmouth. I also am in great favor of shared facilities. I love that the big indoor pool is shared by city and high school. I would like to have seen the public library adjunct to a school or hospital and serving as the school/hospital library as well. As an aside - our public library is exceptional in its efforts to be an integral part of the community - offering meeting rooms etc. - this is anything but a criticism of the library - just the recognition that shared facilities create savings and give greater awareness to users of activities going on throughout the city. Portsmouth does an outstanding job of providing recreationa

I activities to its residents. It is appealing to have a central recreational complex but I wish I had been at the meeting because I can't think it would be a great savings to isolate recreation to one place and not consider the whole.

Engage: Submit

David Moore

From: Saturday, February 20, 2010 3:30 PM
Sent: David Moore
To: Comprehensive Recreation Needs Study
Subject:

Below is the result of your feedback form. It was submitted by
on Saturday, February 20, 2010 at 14:30:22

city: Portsmouth

state: NH

zip: 03801

comments: I listened to the presentation on February 18 with much interest. My question is what is the proposed user base for this comprehensive recreation facility? Has the consultant taken into account the existing private sector recreation opportunities, such as Gold's Gym and others? It seems to me that the comprehensive facility that was described would compete with these facilities. Is that what the City means to do? Or is the City merely trying to house the existing users of Spinnaker, Greenleaf, the Connie Bean and the Indoor pool under one roof? I believe that this is an important point as it speaks to the size of the facility and its impact on the City. Thank you in advance for your time.

Engage: Submit

David Moore

From:
Sent: Saturday, February 20, 2010 10:22 PM
To: David Moore
Subject: Comprehensive Recreation Needs Study

Below is the result of your feedback form. It was submitted by
on Saturday, February 20, 2010 at 21:21:34

city: Cape Neddick

state: ME

zip: 03902

comments: The Portsmouth pool is of great value to non-residents. There are no similar facilities in southern Maine and we support the efforts to save the pool. Please don't make a hasty decision to destroy a major recreational activity for so many. Run it like a business, change the fee structure, solicit grants and fundraising, increase the marketing but please know that its not just Portsmouth that is saddened by this prospective loss. I swim there three days a week and my children have learned to swim there. In the winter, it is a refuge for those of us who require physical activity in the cold weather. Please enlist the local supporters to save the Indoor pool.

Engage: Submit

David Moore

From: Sunday, February 21, 2010 8:03 AM
Sent: David Moore
To: Comprehensive Recreation Needs Study
Subject:

Below is the result of your feedback form. It was submitted by _____ on Sunday, February 21, 2010 at 07:02:43

comments: February 21, 2010

I write this letter as a plea to rethink your decision to close the Portsmouth Indoor Pool. Last year I took a year off from teaching to make a major life decision. It was a difficult year and I needed to be alone with my thoughts. I needed an escape. The first and only place I thought to go was the Portsmouth Indoor Pool which had been a place of solace and recreation in the past. I swam at the pool in my twenties back from the Peace Corps making decisions about a life path. I swam at the pool while in graduate school. Throughout my life the Portsmouth Pool has been my go-to place, my safe place. How many others like me behind the veil of memory, come back again and again to this pool . . . ?

Growing up in Portsmouth, we prided ourselves on the history of place and the sanctity of the history held within the walls of each elder building. Why now has Portsmouth forgotten its covenant ? Who are you to take away my history of place? Strawberry Banke's original residents inherit more value than I? Granted, my places are simple-Pic 'n Pay (Hannaford Supermarket), the Portsmouth Public Library, Whipple School and Little Harbour School, Portsmouth Junior High School, Portsmouth High School and the Portsmouth Indoor Pool. These are my history and will you take them away yet preserve historic places long forgotten by the living?

If telethons can raise millions for Katrina victims and Haiti disaster survivors, surely something could be done to raise money for our pool. And if you swim there you know that none of the local health clubs offer an Olympic sized pool and what is more, none bears the living history every child, teen and adult who call this pool home carries in their hearts. Please let me know what I can do to save our pool.

Sincerely,

Engage: Submit

David Moore

From:
Sent: Sunday, February 21, 2010 8:03 AM
To: David Moore
Subject: Comprehensive Recreation Needs Study

Below is the result of your feedback form. It was submitted by
 on Sunday, February 21, 2010 at 07:03:26

city: Portsmouth

state: NH

zip: 03801

comments: February 21, 2010

I write this letter as a plea to rethink your decision to close the Portsmouth Indoor Pool. Last year I took a year off from teaching to make a major life decision. It was a difficult year and I needed to be alone with my thoughts. I needed an escape. The first and only place I thought to go was the Portsmouth Indoor Pool which had been a place of solace and recreation in the past. I swam at the pool in my twenties back from the Peace Corps making decisions about a life path. I swam at the pool while in graduate school. Throughout my life the Portsmouth Pool has been my go-to place, my safe place. How many others like me behind the veil of memory, come back again and again to this pool . . ?

Growing up in Portsmouth, we prided ourselves on the history of place and the sanctity of the history held within the walls of each elder building. Why now has Portsmouth forgotten its covenant ? Who are you to take away my history of place? Strawberry Banke's original residents inherit more value than I? Granted, my places are simple—Pic 'n Pay (Hannaford Supermarket), the Portsmouth Public Library, Whipple School and Little Harbour School, Portsmouth Junior High School, Portsmouth High School and the Portsmouth Indoor Pool. These are my history and will you take them away yet preserve historic places long forgotten by the living?

If telethons can raise millions for Katrina victims and Haiti disaster survivors, surely something could be done to raise money for our pool. And if you swim there you know that none of the local health clubs offer an Olympic sized pool and what is more, none bears the living history every child, teen and adult who call this pool home carries in their hearts. Please let me know what I can do to save our pool.

Sincerely,

Engage: Submit

David Moore

From: Sunday, February 21, 2010 12:16 PM
Sent: David Moore
To:
Subject: Comprehensive Recreation Needs Study

Below is the result of your feedback form. It was submitted by
on Sunday, February 21, 2010 at 11:16:15

comments: Thank you for eliciting feedback. It seems to me that Membership for portsmouth residents to Spinnaker Point Center is ridiculously cheap. And free memberships for city employees is over-the-top in today's economy. The pool is too small to accomodate children, groups, lessons.

Perhaps increasing the Membership Fee and charging city employees would produce the revenue to repair the downtown pool.

Engage: Submit

David Moore

From:
Sent: Sunday, February 21, 2010 2:29 PM
To: David Moore
Subject: Comprehensive Recreation Needs Study

Below is the result of your feedback form. It was submitted by
on Sunday, February 21, 2010 at 13:28:49

city: Portsmouth

state: NH

zip: 03801

comments: I swim and use the track at Spinnaker Pt, and think highly of it. I would be willing to pay a bit more to do this. I also support repairing the h.s. pool and raising the fees there. Goal would be to keep it going until if and when a central facility is built. A major capital campaign with help from private financing would be essential. City could not do it on its own.

Engage: Submit

David Moore

From: Monday, February 22, 2010 12:53 AM
Sent: David Moore
To: Comprehensive Recreation Needs Study
Subject:

Below is the result of your feedback form. It was submitted by
 on Sunday, February 21, 2010 at 23:52:54

company: Portsmouth Indoor Pool Member

city: Hampton

state: NH

zip: 03842

comments: Dear Officials:

Please, please keep the Indoor Pool open !

I was unable to attend the Feb. 18th meeting and do not know exactly what transpired but I strongly urge you to keep the Indoor Pool open. Many of us from York, Maine to Rochester to Newburyport, MA use the indoor pool for exercise and health benefits. (I have been a member for over 15 years.) It is a wonderful facility which is expertly maintained.

I know funding is an issue but there must be ways for us to increase revenues and possibly decrease costs. What about allowing other towns to "share" resident fees ?? How about corporate sponsorship ?? (Liberty Mutual is spending lots of money to expand in Boston. They could be asked to spend a little, in good faith, in Portsmouth as well.) How about charging those who frequently conduct "lessons" while the rest of us swim on our own ?? Can other city projects (like brick sidewalks) be reduced if not eliminated to save costs ??

I know deciding on the pool's fate is not an easy one but for the sake of so many of us (and our health) I ask you to keep it open until another facility is built (if that is the case.)

I thank you for considering my views.

Respectfully yours,

Indoor Pool Member

Engage: Submit

David Moore

From:
Sent: Monday, February 22, 2010 1:40 PM
To: David Moore
Subject: Comprehensive Recreation Needs Study

Below is the result of your feedback form. It was submitted by
on Monday, February 22, 2010 at 12:39:32

company: resident

city: Portsmouth

state: NH

zip: 03801

comments: I have recently discovered the indoor pool since beng laid off 11/09. Great community and facility with weights, ot tub and clean private locker room. Ideas for a new combined facility: adult only locker rooms with pivate showers and changing area, racketball, bike path to Pease for safe biking and in line skating.

Engage: Submit

David Moore

From:
Sent: Monday, February 22, 2010 3:35 PM
To: David Moore
Subject: Comprehensive Recreation Needs Study

Below is the result of your feedback form. It was submitted by
on Monday, February 22, 2010 at 14:34:57

city: Portsmouth

state: NH

zip: 03801

comments: I attended the Feb 18 mtg to gather input on a new rec center. I swim at the indoor pool 3 times a week on average through out the year. I swim with the adult swim class/masters mostly. Most classes we are packed to the gills with 6-8 people in the lane. If there were a new pool built, it would be great to have 8 lanes available to spread everyone out.
thank you.

Engage: Submit

David Moore

From:
Sent: Wednesday, February 24, 2010 9:36 AM
To: David Moore
Subject: Comprehensive Recreation Needs Study

Below is the result of your feedback form. It was submitted by Jennifer Varney
 on Wednesday, February 24, 2010 at 08:35:35

city: Portsmouth

state: NH

zip: 03801

comments: I am a city resident and have been for many years. I lived in this area in 1998-2000. I left Portsmouth and the US to live and work overseas. When I was getting ready to end my travels abroad it was an easy decision for me to move back to Portsmouth. I'd like to make it clear that I didn't have to move back here, I chose to. I had no job and no home tying me to Portsmouth. I came back because of my previous experience of living in Portsmouth. I have lived in 5 states and 5 countries and none of them felt like home to me except Portsmouth.

What brought me back here was the amenities this town had to offer and the people. The recreation facilities being one of those key benefits. I am young(ish) and plan on starting a family in the next couple years. We bought a house here over two years ago. It seems like our taxes have gone up every six months since we bought the place. We at least know that we are benefitting in some ways from our tax dollars. As of now I don't benefit from the schools, I rarely use the new library (choosing instead to buy books at our downtown bookstores), I don't see the fountain in front of the fire station, but I am okay with my tax dollars paying for these things if I benefit from something the town has to offer. I try to buy local, I eat local and I do most of my shopping local. I try to do everything I can to support this town.

One of the things that gives me the greatest joy, especially in the winter is swimming. I used to run until stress fractures in my shins stopped me. I got an email from friend about the adult fitness swimming at the Portsmouth indoor pool. I was instantly hooked. I swim 2-3 days a week. The health benefits of swimming are numerous.

Instead of just simply closing the pool we need to at least try to close the deficit. We haven't been given that chance. I agree with all the proposals posted in the other letters. We need to get the word out about the pool. We could do fund raising, increase fees and get more people into the pool. I'm having trouble understanding why we haven't tried these things. It seems to me we should at least make an effort rather than just closing the pool. I know a lot of people don't even realize all the programs the pool has to offer.

I applied to be on the recreation board during the last November elections. I got a letter stating you had received my application, but then I heard nothing. If I had been given the opportunity to be part of the recreation board I would have already have found ways to raise money for the pool.

Engage: Submit

David Moore

From:
Sent: Friday, February 26, 2010 11:21 AM
To: David Moore
Subject: Comprehensive Recreation Needs Study

Below is the result of your feedback form. It was submitted by Michele Milne
on Friday, February 26, 2010 at 10:21:13

city: Portsmouth

state: NH

zip: 03801

comments: The Indoor Rec Meeting on 2/18 mostly heard input about saving the Portsmouth pool. I use the SPARC and would like to see that facility, or at least one indoor facility remain "adults only."

Also, I was hoping there would be a written survey for users to fill out regarding Indoor Recreation. Please consider putting survey forms at all current facilities.

If neighboring towns won't pool resources to fund facilities, then we should be charging non-Portsmouth residents much higher fees. Think the SPARC fees should also be increased for residents and non-residents.

Engage: Submit

David Moore

From: Sunday, February 28, 2010 9:17 PM
Sent: David Moore
To: Comprehensive Recreation Needs Study
Subject:

Below is the result of your feedback form. It was submitted by Phil Corbett
on Sunday, February 28, 2010 at 20:17:01

city: Portsmouth

state: NH

zip: 03801

comments: I would love to have a combined recreation facility if it included a lap pool (and our existing pool remained open in the mean time). I have lived in two communities planning recreation facilities (in Colorado) and it was a battle to include a lap pool because of the expense but both facilities were extremely glad they did. If lazy rivers/other features help draw people in from outside the community and pay for a facility--great. But my first priority is to provide fitness/competitive sport opportunities for kids and adults--activities that encourage kids to stay active and fit. We may have to subsidize these features, but if they keep kids fit we won't have to pay for their insulin later. I would prefer a facility that allowed people of all ages (not youth/adult separate). Thank you.

Engage: Submit

G. Synthetic Turf Data

The Consultant Team received a number of questions, from The city of Portsmouth staff and Portsmouth residents regarding Synthetic Turf safety and cost.

Recently, throughout the country, recreation providers and users have been asking questions regarding Synthetic Turf safety related to lead content, the potential for skin burns due to material temperatures on hot days, and general safety concerns related to environmental impacts.

Numerous studies have been conducted and vast amounts of material are available on-line for those interested in learning more about the synthetic turf products on the market.

Following are documents and materials produced by reputable sources, that speak to the above issues, including:

1. Milone & MacBroom "Evaluation of the Environmental Effects of Synthetic Turf Fields"
2. United States Environmental Protection Agency "A Scoping-Level Field Monitoring Study of Synthetic Turf Fields and Playgrounds" Introduction and Executive Summary Pages
3. FieldTurf Performance Analysis and Specification
4. FieldTurf Tarkett Cost Analysis
5. U.S. Consumer Product Safety Commission News Release
6. Brigham Young university "Synthetic Surface Heat Studies"
7. Hospital for Special Surgery "Artificial Turf: Does It Increase Risk of Sports Injuries?"
8. Mount Sinai "Synthetic Turf" Report



Engineering,
Landscape Architecture
and Environmental Science

John M. Milone, P.E.
James G. MacBroom, P.E.
Vincent C. McDermott, FASLA, AICP

Robert A. Jackson, L.S.
John R. Gilmore, P.E.
Edward A. Hart, P.E.
Thomas R. Sheil, L.A.
Stephen R. Dietzko, P.E.
Jeanine Armstrong Bonin, P.E.
Alan Wm. Mess, P.E.

David W. Dickson, L.A.
Thomas J. Daly, P.E.
W. Andrew Greene, P.E.
Darin L. Overton, P.E.
Anthony A. Ciriello, P.E.
Nicolle Burnham, P.E.
Mark Arigoni, L.A.
Michael J. Joyce, P.E.
Michael F. Mansfield, L.S.
David Murphy, P.E.
Henry Ditman, P.E.
David Sullivan, P.E.

Rodney I. Shaw, L.A.
David R. Bragg, P.E., L.S.
William A. Root, M.E.S.
Garret Harlow, L.A.
Thomas P. Balskus, P.E.
Paul F. Mills, P.E.
Penelope B. Saubier, L.A.
Kishor Patel, P.E.
Ted G. Crawford, P.E., LEED AP
Steven D. George, P.E.
Ryan R. Chmielewski, L.A.
Reuben S. Jones, III, P.E.
Keith S. Robbins, L.A.
Bruce S. Surface, P.E.
John Hammer, L.A.
Scott G. Bristol, LEP
Gary Fontanella, P.E.
William J. Nagle, Jr., L.S.
John Mike Wilson, P.E.
Ryan McEvoy, P.E.
Nicholas M. Fomenko, P.E.
Andrew T. Manning, P.E.
George G. Kaufman, P.E.

December 1, 2008

To Our Clients and Friends in the Athletic and Parks Community

Over the past year, Milone & MacBroom, Inc. has been studying the water quality, temperature, and air quality of three scholastic athletic fields constructed using synthetic surfaces in-filled with crumb rubber and silica sand. The results of our findings are contained in the attached document.

We hope you find the information useful when considering what type of field surface is appropriate for your program.

Should you have questions, please feel free to contact us.

Sincerely,

MILONE & MACBROOM, INC.

Scott G. Bristol, LEP
Project Manager

scottgb@miloneandmacbroom.com

Vincent C. McDermott, FASLA, AICP
Senior Vice President

vincem@miloneandmacbroom.com

Evaluation of the Environmental Effects of Synthetic Turf Athletic Fields



MILONE & MACBROOM

Connecticut - Maine - Vermont - South Carolina - North Carolina

P R E F A C E

Evaluation of the Environmental Effects of Synthetic Turf Athletic Fields

Over the past year or so, Milone & MacBroom, Inc. (MMI) conducted a variety of tests of synthetic athletic fields in Connecticut in an attempt to contribute to the discussion regarding potential risks to the environment and human health associated with such facilities. In 2007, laboratory tests at the Connecticut Agricultural Experiment Station (CAES) raised a number of questions concerning the safety of such fields. As a company that advises clients and designs athletic fields using both natural grass and synthetic surfaces, Milone & MacBroom, Inc. believed that it would be prudent to undertake some first-hand observations and to become more confident that published literature was applicable to synthetic surfaces in the northeast.

When reading these papers, there are two points that should be clearly understood. First, by undertaking these studies, we are not promoting the installation of synthetic fields but recognize that they are a legitimate alternative to natural grass in some instances. Second, the cost of the testing was totally paid by Milone & MacBroom, Inc. and that the synthetic turf industry has had no involvement whatsoever in our testing program. We did consult, however, with representatives of the Connecticut Department of Public Health regarding testing protocols to be sure that our methodologies and the results of our efforts would be useful to the regulatory community.

The three areas of concern that Milone & MacBroom, Inc. addressed were water quality from the runoff that passes through the synthetic turf, the temperature of the surface of the turf, and the air quality on and surrounding the synthetic field. The questions we sought to answer are:

- Does the temperature of the synthetic field become excessively hot in summer months?
- Does the crumb rubber infill material have an effect on air quality?
- Do metals leach from the crumb rubber infill material at a level that would adversely affect the quality of water?

To address these issues, Milone & MacBroom, Inc. conducted three separate studies at locations where synthetic fields had been recently installed. The sites were selected for two reasons. First, we were able to secure permission from the owner of the fields to conduct the necessary tests. Second, we were familiar with the sites and understood how the fields were constructed and the materials that were used in the construction. The water quality monitoring was initiated in late 2007 and continued into the fall of 2008. The testing and observation of the temperature and the sampling of the air were done in mid-summer 2008. The results of the testing are presented in three separate documents as follows:

- **Thermal Effects Associated with Crumb Rubber In-filled Synthetic Turf Athletic Fields**
- **Evaluation of Benzothiazole, 4-(tert-octyl) Phenol and Volatile Nitrosamines in Air at Synthetic Turf Athletic Fields**
- **Evaluation of Stormwater Drainage from Synthetic Turf Athletic Fields**

We hope that our efforts will be useful to public officials and the consumer when evaluating which type of playing surface best suits their athletic field program needs.

Please contact Vince McDermott with any questions or to request additional copies of the research conducted by Milone & MacBroom, Inc.

Milone & MacBroom, Inc.
99 Realty Drive
Cheshire, Connecticut 06410
T 203.271.1773
F 203.272.9733

About Milone & MacBroom, Inc.

Milone & MacBroom, Inc. is a privately-owned, multidisciplinary consulting firm founded in 1984. The firm maintains a staff of over 145 technical and administrative personnel, with its main office located in Cheshire, Connecticut, and regional offices in Stamford and Branford, Connecticut; Greenville, South Carolina; Raleigh, North Carolina; Freeport, Maine; and South Burlington, Vermont. The team of professionals at Milone & MacBroom, Inc. is committed to building strong partnerships with our clients to deliver creative solutions that are technically sound, cost-effective, and environmentally sensitive. We strive to integrate the disciplines of engineering, landscape architecture, and environmental science in an exceptional work environment that is founded upon respect among ourselves, our clients, and our professional colleagues.

Thermal Effects Associated with Crumb Rubber In-filled Synthetic Turf Athletic Fields

Scott G. Bristol, LEP
Vincent C. McDermott, FASLA, AICP

Milone & MacBroom, Inc.
99 Realty Drive
Cheshire, Connecticut 06410

Substantial focus has been given to possible environmental effects associated with the installation of synthetic turf athletic fields. Questions concerning the potential health effects have been raised by several groups. Generally, these questions have been related to claims that insufficient data has been collected to reach a conclusion regarding possible detrimental health effects. One component of these claims is the question concerning the effect of solar heating on the fields and in particular upon the crumb rubber that is used as in-fill material (Figure 1). A temperature evaluation study was designed and conducted to determine the temperature rise of the synthetic materials under a number of conditions.



Two fields within Connecticut were selected for this study. Both fields were constructed by FieldTurf in 2007. One field, identified as Field F, is located in the northern portion of the state, while Field G is located in the southern portion of the state. Selection of the fields was based upon the ability to obtain permission to perform the testing and was not based upon manufacturer or geographic location. Temperature monitoring occurred on June 10 and July 11, 2008, at Field F and on June 17, 2008, at Field G.

During the testing procedure, the air temperature was monitored at two elevations directly over the synthetic playing surface and at a location adjacent to the synthetic surface but within an area of natural grass. Also measured during the testing were the temperatures of the crumb rubber




Figure 1

and the surface temperature of the polyethylene and polypropylene blended fibers used to simulate grass. Additional measurements were made of the soil at various depths in the area of the natural grass and the surface temperature of the natural grass itself. The air temperatures were measured using six-inch Enviro-Safe Easy Read Armor Case thermometers with a protective plastic jacket. These thermometers have a working temperature range of 0 degrees Fahrenheit ($^{\circ}$ F) to 220 $^{\circ}$ F with two-degree graduations and are National Institute of Standards and Technology (NIST) certified. The thermometers were suspended within Styrofoam insulating cylinders. The inside dimensions of the cylinders were approximately $3\frac{3}{8}$ inches in diameter by $7\frac{1}{4}$ inches tall. Outside dimensions were approximately $4\frac{1}{4}$ inches in diameter by $7\frac{3}{4}$ inches tall. Twelve one-half inch holes were drilled into four sides of the cylinders to allow for airflow through the cylinder while still providing protection from the heating effect of the sunlight (Figures 2 and 3).

Figure 2**Figure 3**

The Styrofoam cylinders were then mounted to a wooden pole measuring approximately 1 $\frac{3}{4}$ inch x 1 $\frac{3}{4}$ inch x 5 $\frac{1}{2}$ feet tall using plastic wire ties (Figure 4). Each pole was then mounted to a metal and wooden surveyor's tripod (Figure 5).

**Figure 4****Figure 5**


The surface temperatures of the natural grass and the synthetic fibers were measured using an infrared thermometer manufactured by EXTECH Instruments (EXTECH Pocket IR thermometer). The thermometer has a stated sensing range of -58°F to 518°F with an accuracy of $\pm 2.5\%$ of reading plus three degrees.

The temperature of the soil and the crumb rubber in-fill material was measured using a digital pen thermometer with a stated sensing range of -58°F to 536°F in 0.1-degree divisions with an accuracy of one degree. The sensing probe measured eight inches long and was constructed of stainless steel.

Methodology

The temperature monitoring stations were placed to allow a comparison of temperatures between the synthetic and natural turf surfaces. One station was placed in the center of the synthetic turf field, while the second station was placed approximately 50 feet (Field G) or 125 feet (Field F) away from the synthetic surface on natural turf. The natural turf monitoring station was located based upon the location of nearby structures (bleachers, parking lots, synthetic running track surfaces) that had the potential to affect the temperature readings (Figure 6).

Figure 6



Air temperatures were measured at two feet and five feet above the ground surface during the June 10 and June 17, 2008, monitoring events. The methodology was adjusted for the July 11, 2008, event, at which time the temperatures were measured at one foot and five feet.

Surface temperatures of both the synthetic "grass" fibers and the natural grass were measured using the infrared thermometer, while soil and crumb rubber temperatures were measured using the digital pen thermometer.

The air temperature measured at a distance of five feet above the natural turf was assumed to best approximate the actual ambient air temperature at the location of the monitored field.

Results

June 10, 2008

Temperature measurements were obtained at Field F on June 10, 2008. Official temperature data for this date was obtained from Weatherunderground.com for Bradley International Airport in Windsor Locks, Connecticut. The official high temperature was 98° F. Additional temperature and wind data was obtained from a private weather station associated with Weatherunderground.com. This weather station is located approximately 2.3 miles from Field F. A high temperature of 95.6° F and maximum winds of three miles per hour (mph) were recorded at this station during the study time period. Skies were clear throughout the study.

Collected data indicated that the air temperature as measured at a distance of two feet above the synthetic turf surface ranged from one to five degrees greater than the observed ambient air temperature, while the temperature at the same height above the natural turf ranged from 3° F lower to 1° F greater than the ambient air temperature (Figure 7).

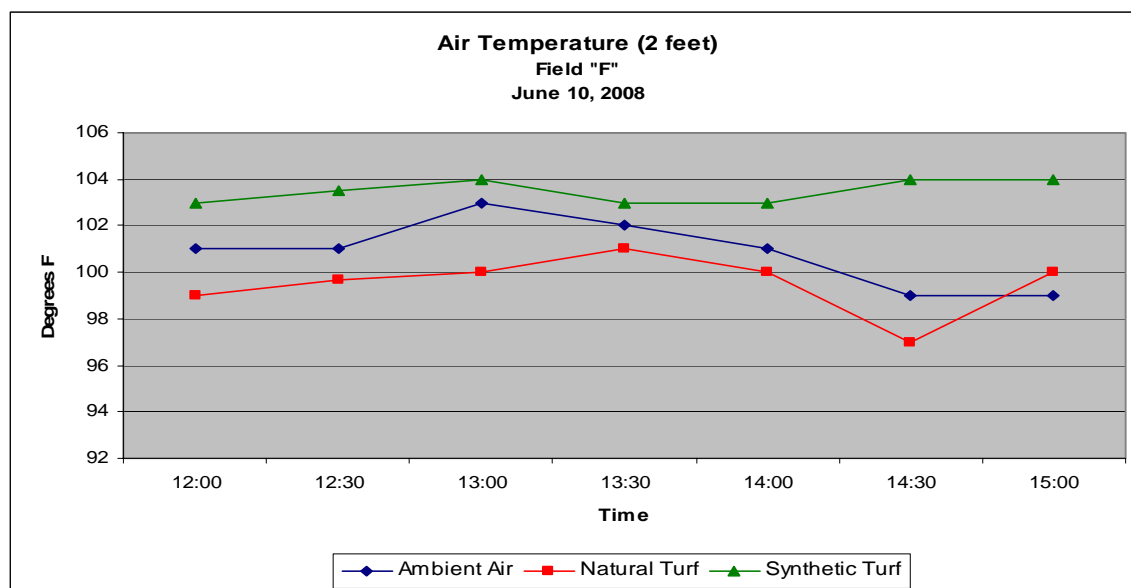


Figure 7

The measured air temperature at a height of five feet above the synthetic turf more closely approximated the ambient air temperature. Measured air temperatures ranged from 2° F lower to 2° F greater than the ambient air temperature (Figure 8).

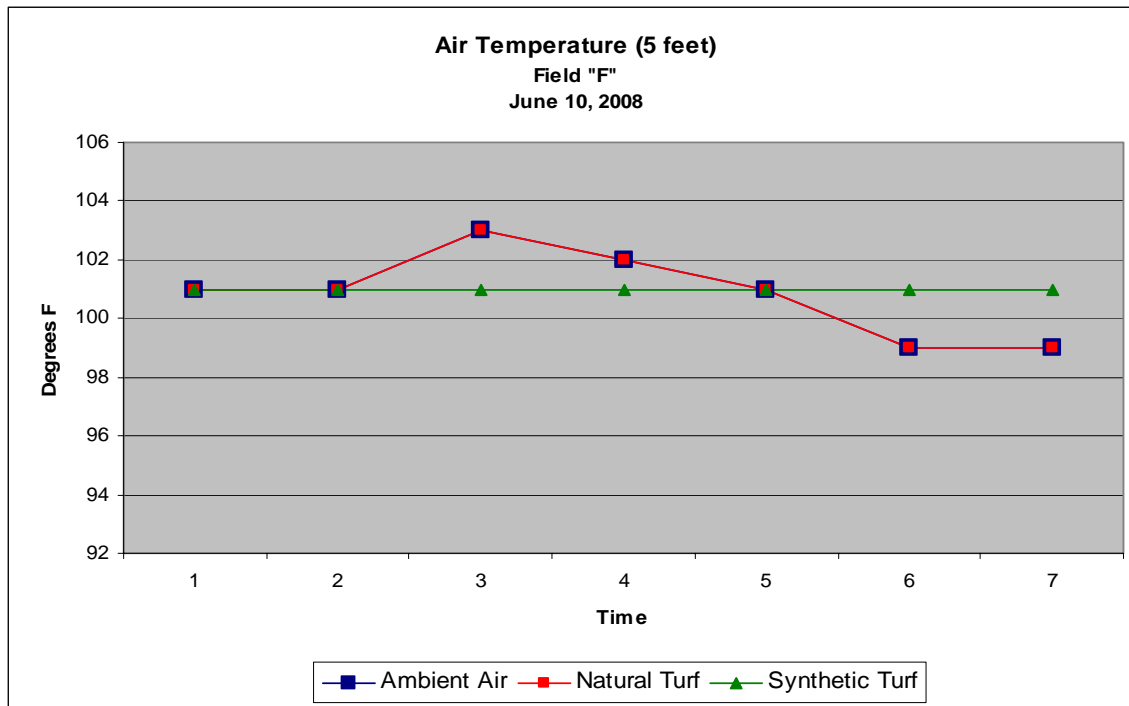


Figure 8

Note in Figure 8 the temperature identified as the ambient air temperature is the same as the temperature measured at a distance of five feet above the natural turf.

The temperature observed for the surface of the synthetic "grass" fibers was measured using an infrared thermometer and compared to the observed air temperatures and also the temperature of the crumb rubber in-fill material as measured at a depth of one inch. The surface of the synthetic fibers reached a maximum temperature of 156° F. The crumb rubber reached a maximum temperature of 111.5° F or approximately 44 degrees cooler than the surface temperature of the synthetic "grass" fibers. As noted above, the elevated temperature of the fibers did not result in a significant elevation of the air temperature above the synthetic field as compared to the air temperature over the natural grass field (Table 1 and Figure 9).

Table 1

Time of Day (hrs)	Ambient Temperature	Synthetic Turf Temperatures			
		Surface Temperature Synthetic "Grass" Fibers	Crumb Rubber Temperature (1 inch depth)	Air Temperature 2 feet above surface	Air Temperature 5 feet above surface
	°F	°F	°F	°F	°F
12:00	101	153	102.5	103	101
12:30	101	155	103	104	101
13:00	103	151	104.5	104	101
13:30	102	156	111.5	103	101
14:00	101	154	109.5	103	101
14:30	99	138	107.2	104	101
15:00	99	149	105.8	104	101

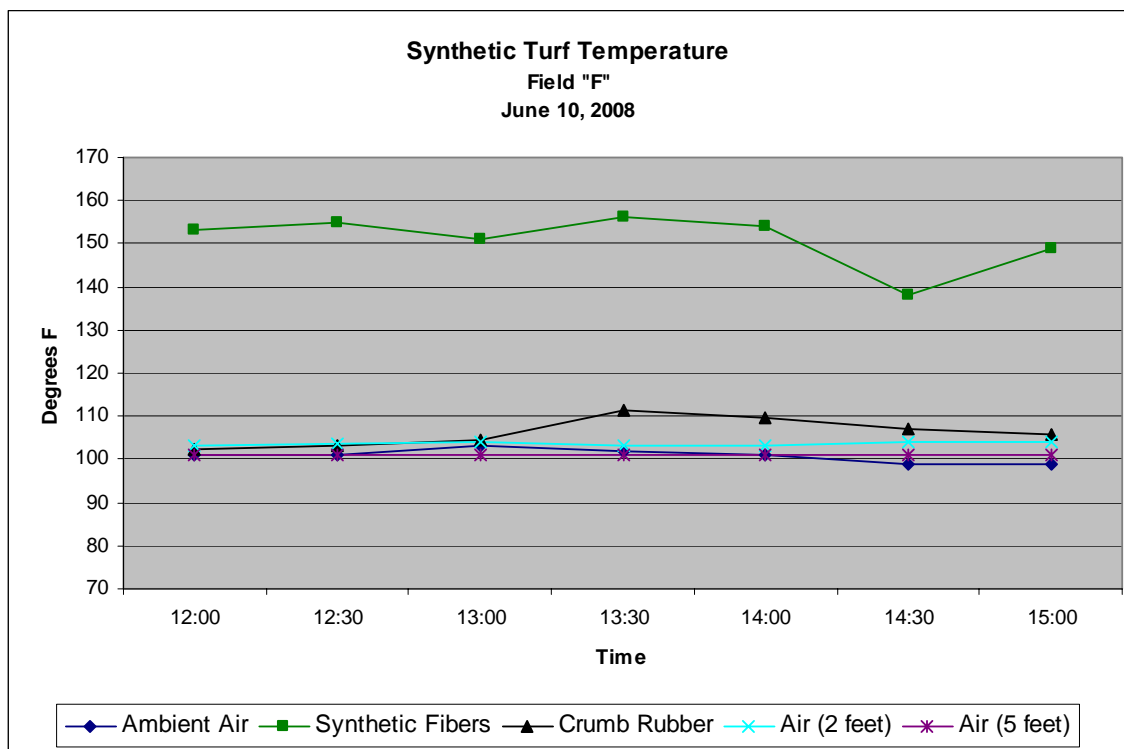


Figure 9

Temperatures measured in the area of the natural turf indicated that the surface of the natural grass blades closely approximated the ambient air temperature. The grass blades ranged from 3° F cooler to 5° F warmer than the measured ambient temperature. Soil temperatures were determined to decrease with increasing depth. The highest soil temperatures were noted at the end of the study period with a maximum temperature of 90.1° F being measured at 15:00 at a depth of one inch below the surface. The temperature of the soil at that depth increased approximately nine degrees over a span of three hours, while the temperature at a depth of six inches increased just two degrees.

Table 2

Time of Day (hrs)	Ambient Temperature	Natural Turf Temperatures					
		Surface Temperature Natural Grass	Soil Temperature			Air Temperature 2 feet above surface	Air Temperature 5 feet above surface
			1 inch depth	3 inch depth	6 inch depth		
	°F	°F	°F	°F	°F	°F	°F
12:00	101	100	81.5	78.8	77.3	99	101
12:30	101	101	86.5	79	77.3	99.7	101
13:00	103	102	89.2	79.8	77.3	100	103
13:30	102	99	86	81.6	78.2	101	102
14:00	101	101	89.4	82.5	79.5	100	101
14:30	99	104	87	81	78.9	97	99
15:00	99	100	90.1	85.1	79.3	100	99

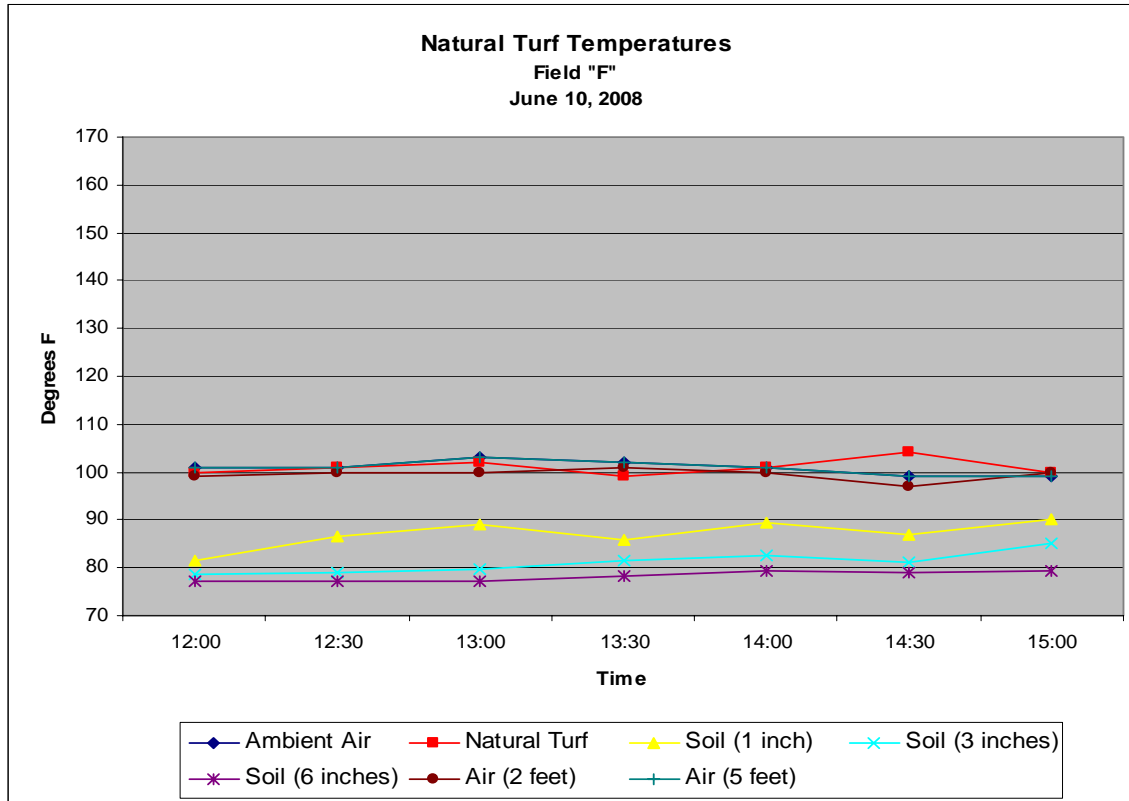


Figure 10

June 17, 2008

Temperature measurements were obtained at Field G on June 17, 2008. Field G is located in the southern portion of Connecticut and is believed by the authors to be susceptible to localized weather variations caused by Long Island Sound. Once again, temperature and wind data were obtained from a private weather station associated with Weatherunderground.com and located approximately 1.5 miles from Field G. A high temperature of 75.7° F and maximum winds of four mph were recorded at this station during the study time period. Intermittent clouds and sunshine were noted during the study period.

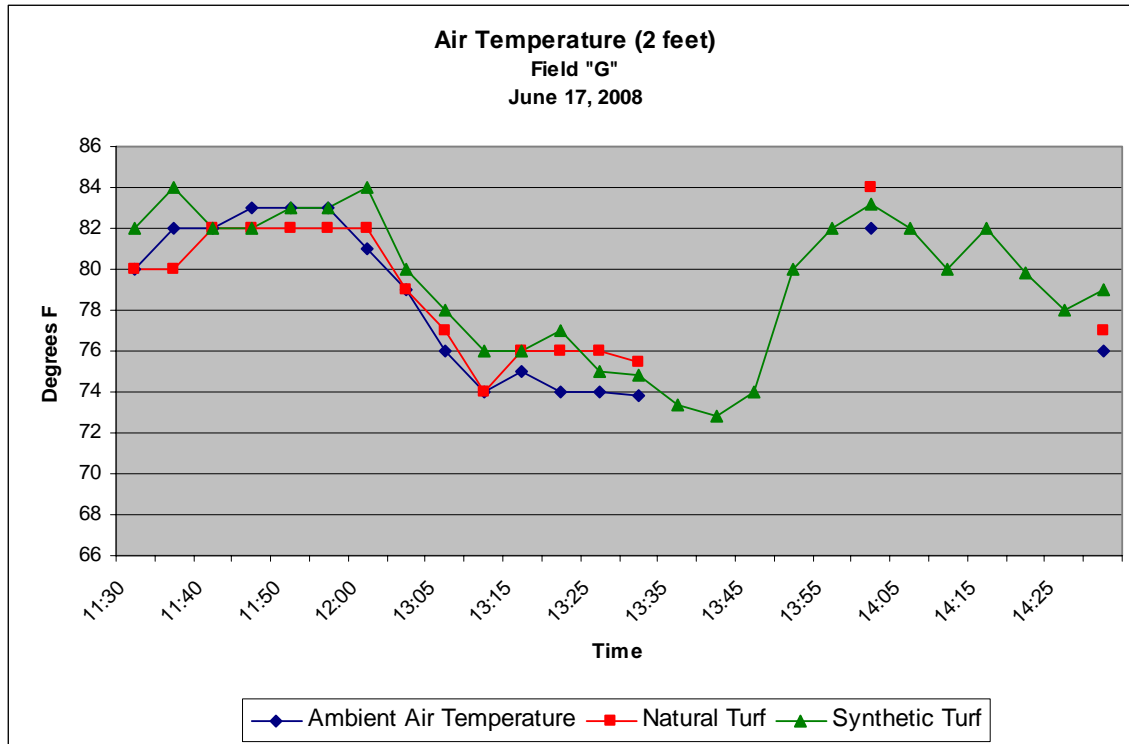


Figure 11

Collected data indicated that the air temperature as measured at a distance of two feet above the synthetic turf surface ranged from 0 degrees to three degrees greater than the observed ambient air temperature, while the temperature at the same height above the natural turf ranged from 2° F lower to 2° F greater than the ambient air temperature (Figure 11). The air temperature two feet above the synthetic turf field was generally two degrees to four degrees greater than the temperature above the natural turf.

The time period between approximately 13:00 and 13:45 was characterized by clouds. The cooling effect of the cloud cover can be clearly noted in the data. This effect is also noted in the graph of the air temperature at five feet above the fields. At this height, the air temperature above the synthetic turf was generally two to three degrees greater than the natural turf field.

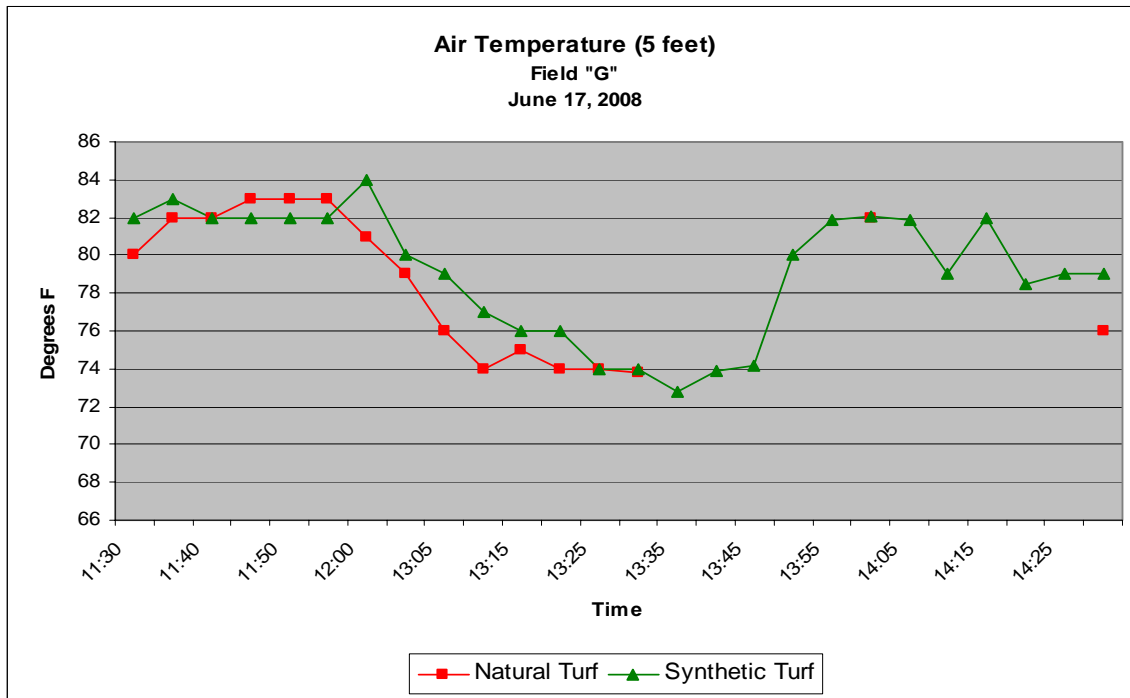


Figure 12

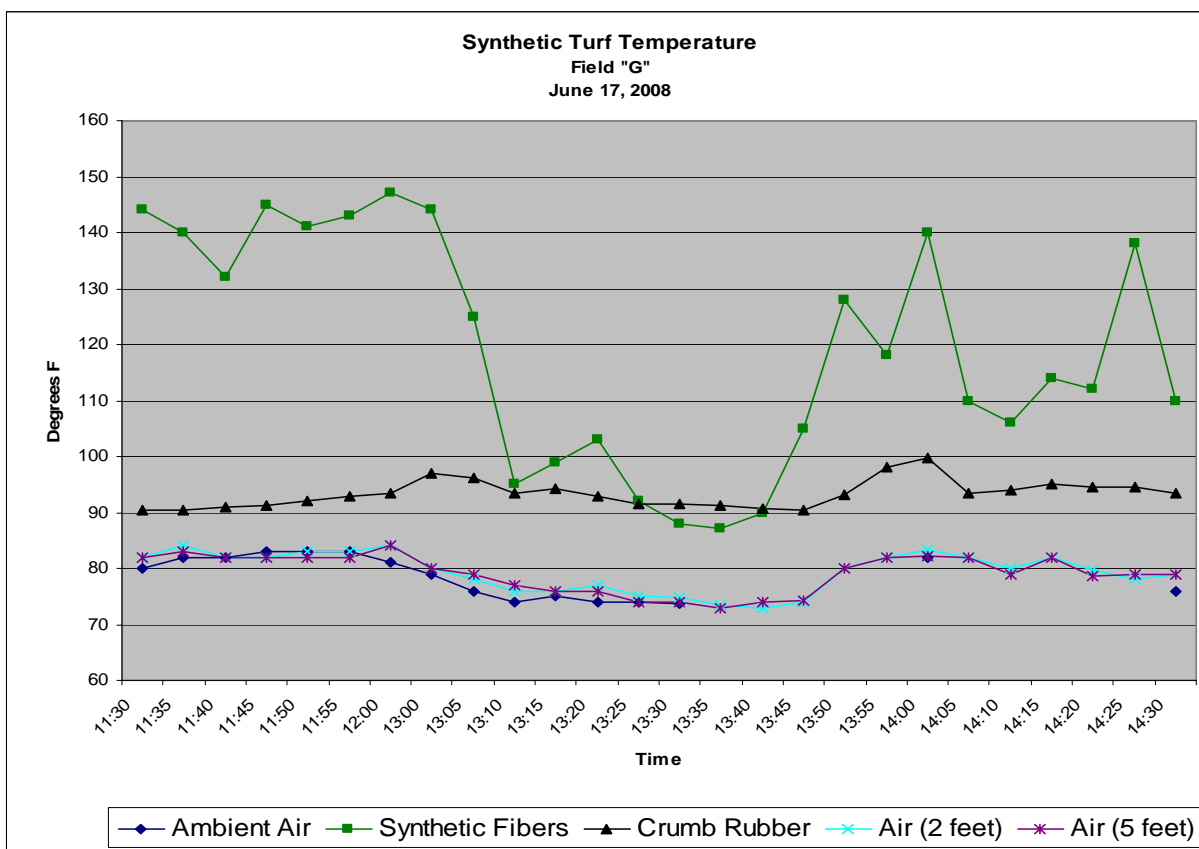


Figure 13

The results of the measurements of the temperature of surface of the synthetic "grass" fibers were similar to those obtained for Field F. A maximum temperature of 147° F was noted during periods of sunshine. The temperature dropped rapidly during cloudy periods and reached a minimum temperature of 87° F or approximately 15 degrees greater than the observed ambient air temperature. The crumb rubber in-fill material maintained a relatively steady temperature and averaged approximately 93° F or approximately 15 degrees greater than the average ambient air temperature (Figure 13). Once again, the elevated temperature of the fibers did not result in a significant elevation of the air temperature above the synthetic field as compared to the air temperature over the natural grass field.

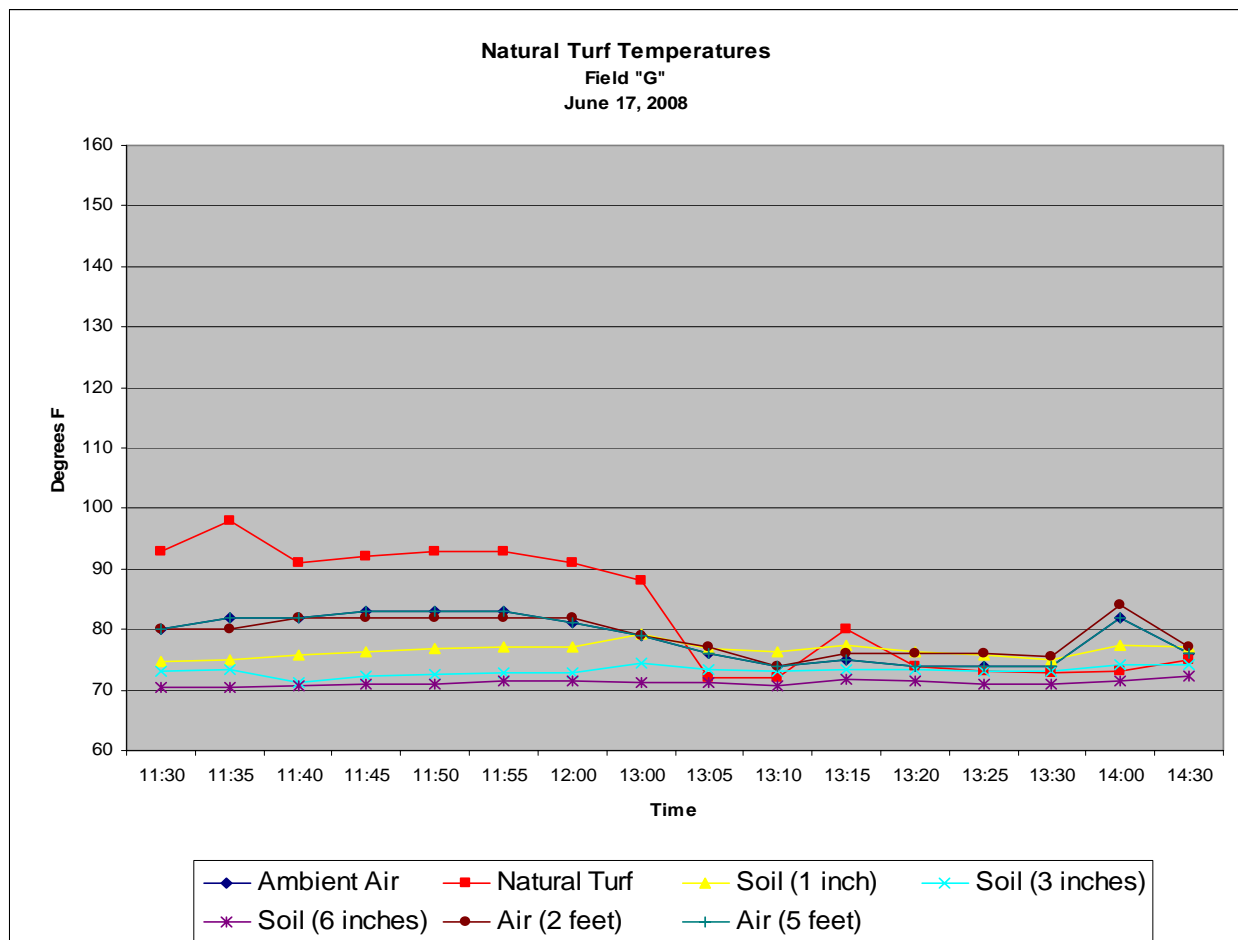


Figure 14

Measurements in the area of the natural turf near Field G indicated that the surface temperature of the natural grass blades was approximately 10 to 15 degrees greater than the ambient air

temperature during periods of sunshine. The temperature decreased quickly to nearly the ambient air temperature once cloud cover was present. The soil temperatures were nearly constant throughout the monitoring period and averaged approximately 74° F (Figure 14).

July 11, 2008

The temperature monitoring was repeated at Field F on July 11, 2008. The exception to the above procedures was that the air temperature was measured at heights of one foot and five feet above the synthetic turf and the natural turf fields. The results are detailed in Figures 15 through 19 below. As noted previously, the elevated surface temperature of the synthetic "grass" fibers appeared to have minimal effect on the air temperature directly over the synthetic turf field. Likewise, only a moderate rise in the temperature of the crumb rubber was noted. The temperature rise noted at one foot above the synthetic turf field was generally two to four degrees as compared to the measured ambient air temperature, although a maximum of a nine-degree rise was noted to occur over a short time period early in the study. The temperature rise noted at five feet above the synthetic turf surface was generally between one to five degrees, which is comparable to the previously observed measurements.

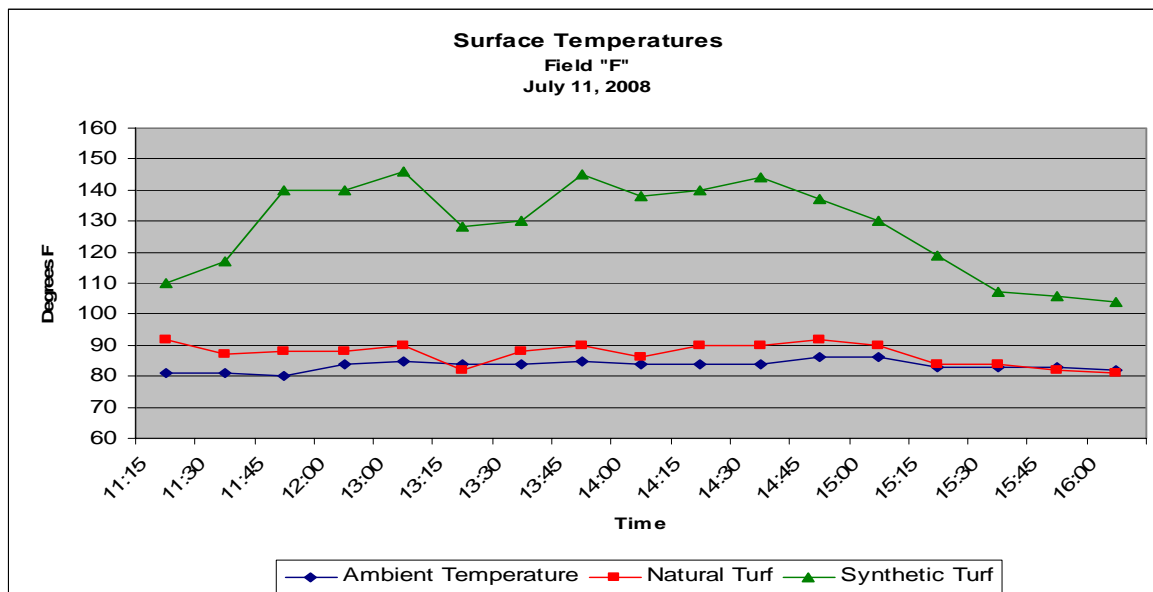


Figure 15

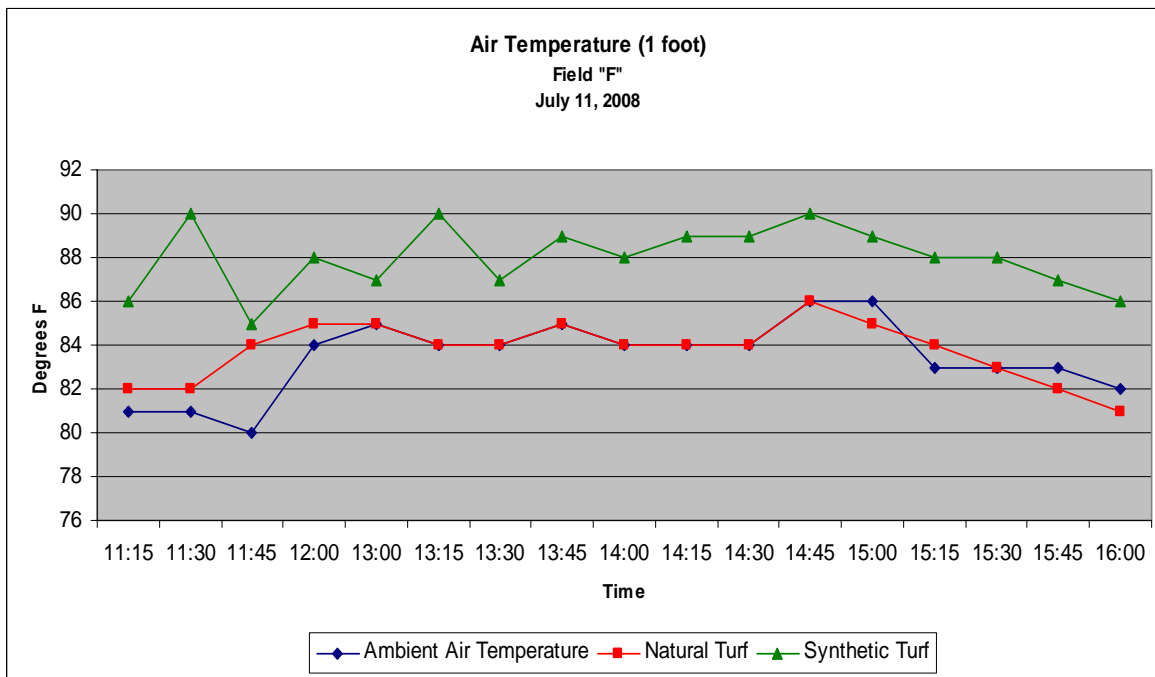


Figure 16

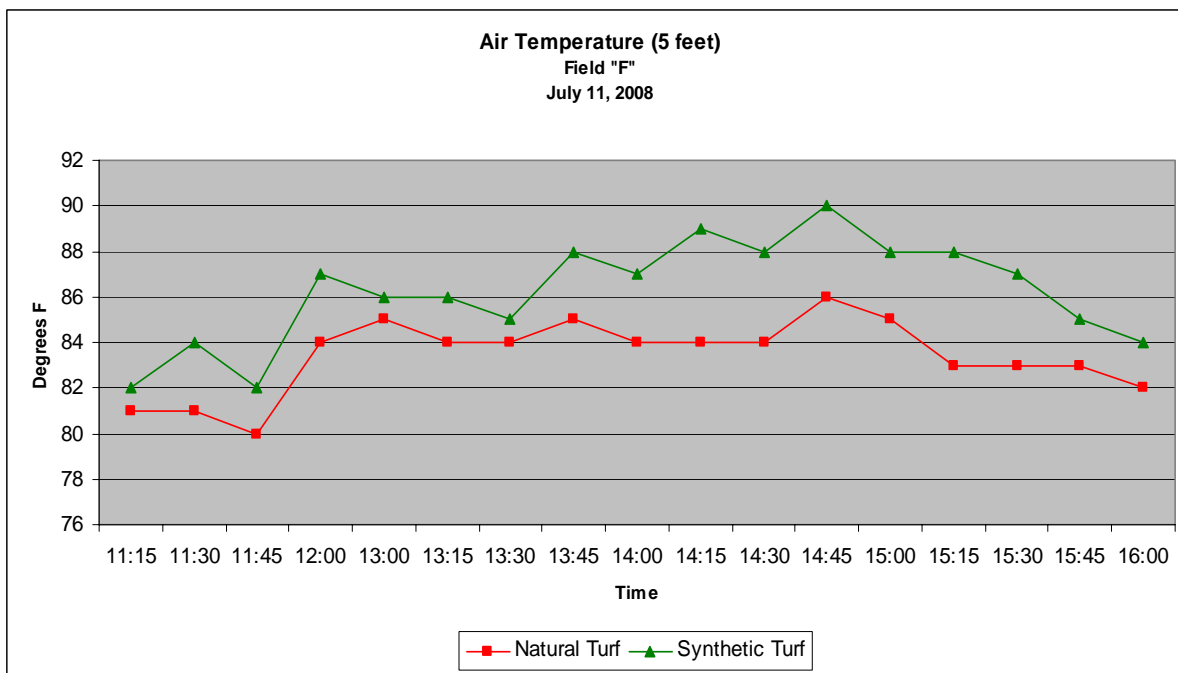


Figure 17

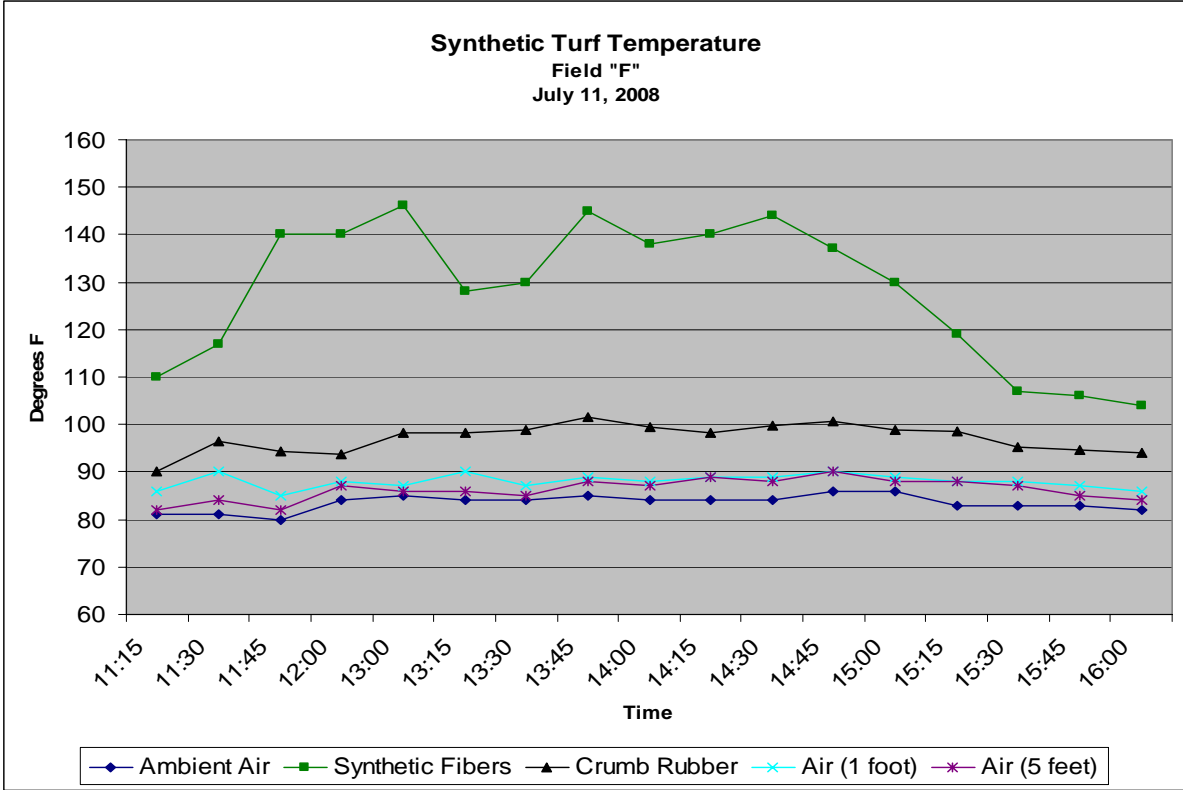


Figure 18

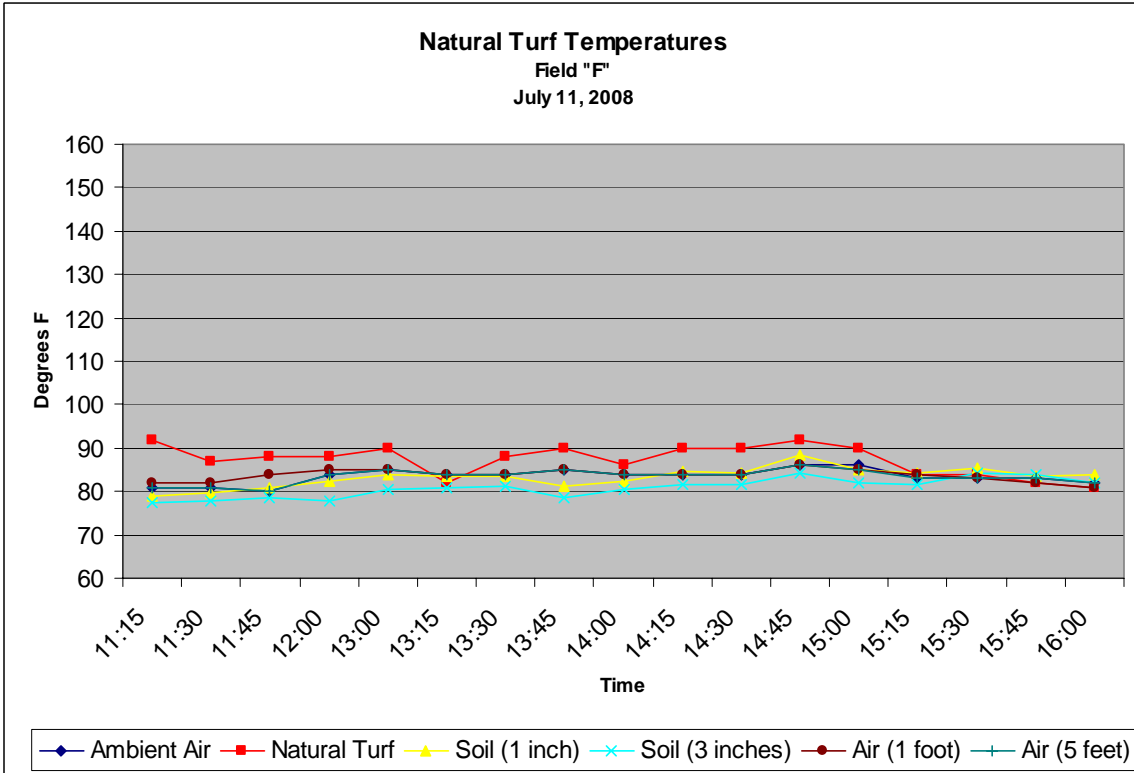


Figure 19

The sampling methodology on this date was also adjusted to evaluate the potential cooling effect due to the evaporation of water from the synthetic "grass" fibers. Two squares measuring one foot square were cut from a single sheet of white foam board (Figure 20). The surface temperature of the synthetic fibers was then measured using an infrared thermometer. One square was kept dry while the other side was wetted with one ounce of water using a spray bottle. The surface temperatures were measured and recorded over a period of 20 minutes. The foam board was then moved to a dry location, and the measurements were repeated using two ounces and then three ounces of water.

The results indicated that the applied water provided at least 20 minutes of effective cooling to the synthetic fibers. The amount of the cooling effect was generally between 10 and 20 degrees although slightly more of a cooling effect was noted when three ounces of water were used.




Figure 20

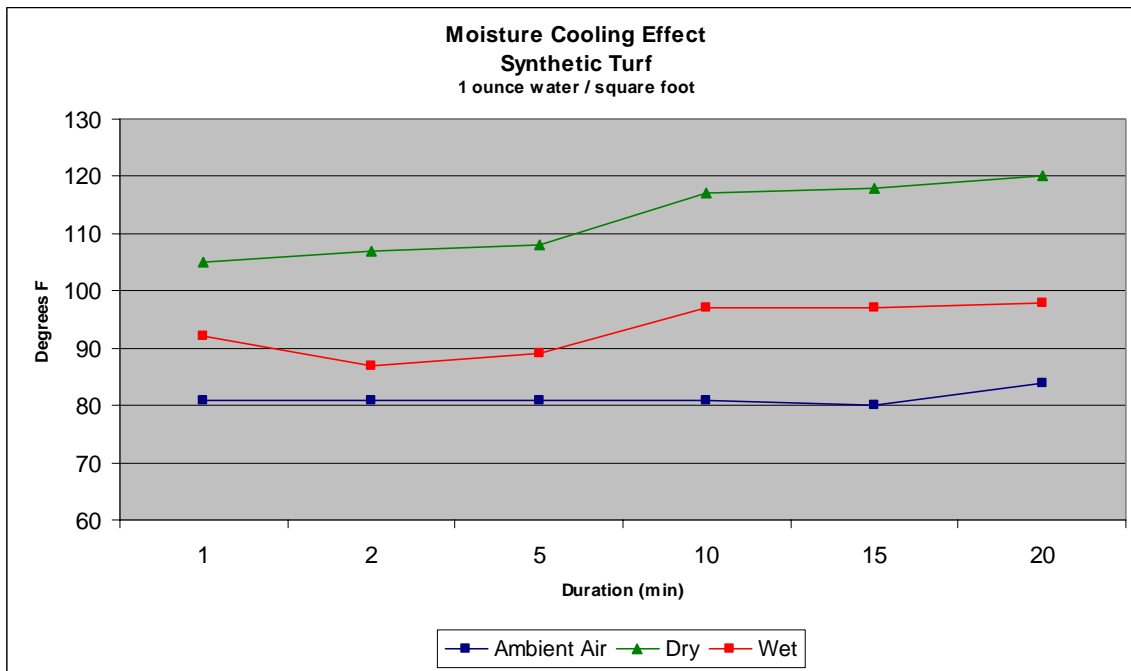


Figure 21

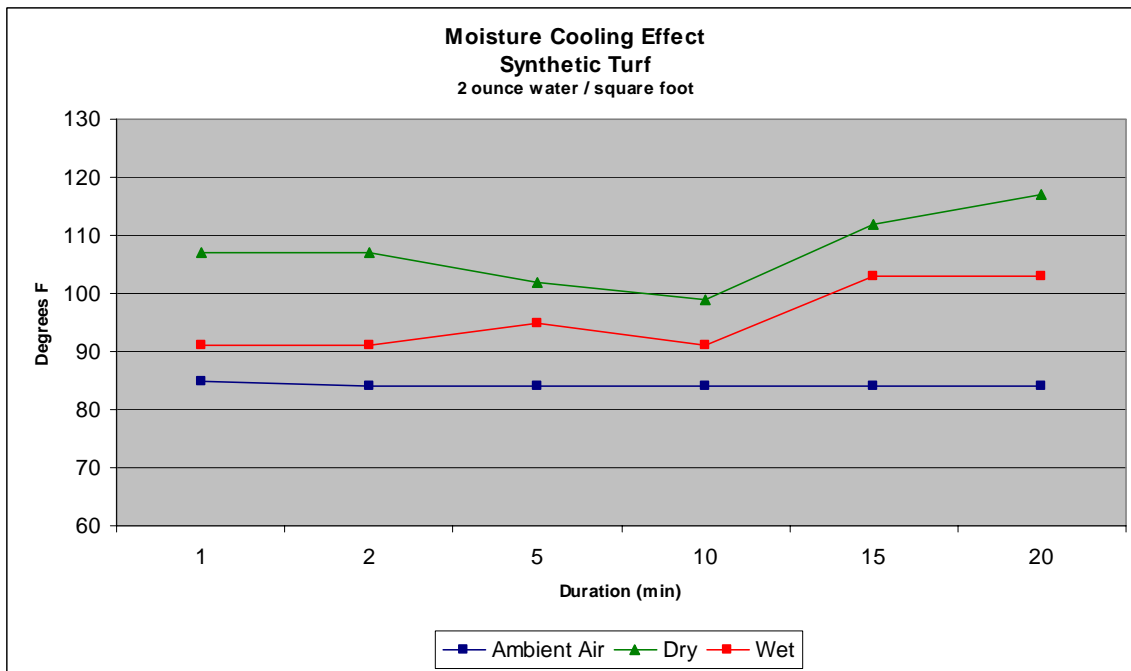


Figure 22

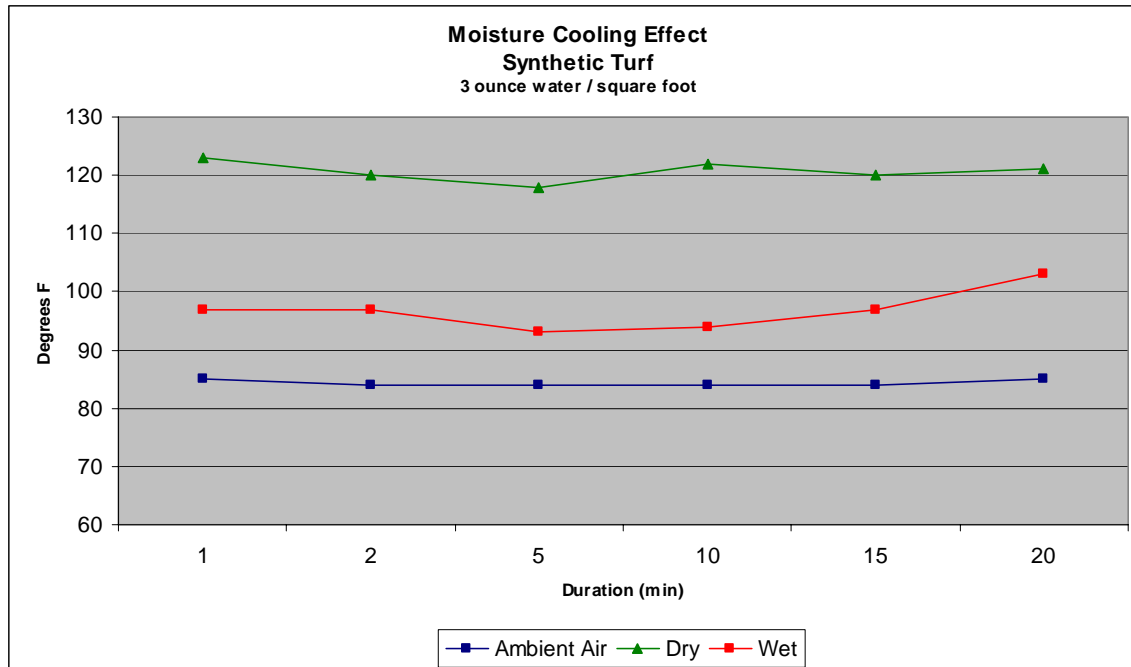


Figure 23

Summary

The results of the temperature measurements obtained from the fields studied in Connecticut indicate that solar heating of the materials used in the construction of synthetic turf playing surfaces does occur and is most pronounced in the polyethylene and polypropylene fibers used to replicate natural grass. Maximum temperatures of approximately 156° F were noted when the fields were exposed to direct sunlight for a prolonged period of time. Rapid cooling of the fibers was noted if the sunlight was interrupted or filtered by clouds. Significant cooling was also noted if water was applied to the synthetic fibers in quantities as low as one ounce per square foot. The elevated temperatures noted for the fibers generally resulted in an air temperature increase of less than five degrees even during periods of calm to low winds.

The rise in temperature of the synthetic fibers was significantly greater than the rise in temperature noted for the crumb rubber. Although a maximum temperature of 156° F was noted for the fibers, a maximum temperature of only 101° F, or approximately 16 degrees greater than the observed ambient air temperature, was noted for the crumb rubber.

Evaluation of Benzothiazole, 4-(tert-octyl) Phenol and Volatile Nitrosamines in Air at Synthetic Turf Athletic Fields

Scott G. Bristol, LEP
Vincent C. McDermott, FASLA, AICP

Milone & MacBroom, Inc.
99 Realty Drive
Cheshire, Connecticut 06410

The growing popularity of crumb rubber in-filled synthetic turf playing surfaces has resulted in questions concerning the potential resulting human health effects from the inhalation of volatile chemicals by users of those fields. A limited number of studies have attempted to identify and quantify these chemicals. One such study, conducted in 2007 by the Connecticut Agricultural Experiment Station¹ identified benzothiazole, butylated hydroxyanisole, n-hexadecane, and 4-(tert-octyl) phenol as potential chemicals of concerns. This study, however, was laboratory based and did not include collection and analysis of samples from installed fields. Another study, conducted by the Norwegian Institute for Air Research², evaluated the air quality at three different indoor fields.

A study was designed and conducted to specifically evaluate the possible presence of benzothiazole, 4-(tert-octyl)phenol, and volatile nitrosamines in air above recently installed outdoor, crumb rubber in-filled synthetic turf playing surfaces in Connecticut.



Field G

Methodology

Two fields in Connecticut were selected for this study. Both fields were constructed in 2007 by FieldTurf using polyethylene fiber with cryogenically produced rubber and silica sand infill. One field, identified as Field F, is located in the northern portion of the state, while Field G is

located in the southern portion of the state. Selection of the fields was based upon the ability to obtain permission to perform the testing and not based upon manufacturer or geographic location. Both fields are multipurpose fields used for sports such as football, soccer, field hockey, and/or lacrosse among others and are encircled by synthetic running track surfaces. These two fields were previously the subject of a separate study by the authors entitled "Thermal Effects Associated with Crumb Rubber In-filled Synthetic Turf Athletic Fields." The air sampling activities were conducted on August 15, 2008, at Field F and on August 18, 2008, at Field G.

Five sample locations were selected at each of the sampled fields. One location at each field was directly over the center portion of the playing surface, while the remaining four were located off the playing surface at either end or sides of the fields. These later locations were selected to provide "background" results to account for potential transport of vapors by wind and to evaluate the possible volatilization of target compounds from the running track surfaces.

A Davis Vantage Pro2 automated meteorological station was utilized to measure temperature, relative humidity, wind speed, and wind direction at the fields throughout the sampling period. The station was erected near the sampling location in the center portion of the field (Figure 1). The temperature sensor portion of the instrument was located approximately five feet above the synthetic turf surface.



Figure 1 - Meteorological Station

Additional measurements were made of the air temperature at heights of one foot and four feet above the synthetic turf surface using six-inch Enviro-Safe, Easy Read Armor Case thermometers with a protective plastic jacket. These thermometers have a working temperature range of 0 degrees Fahrenheit ($^{\circ}$ F) to 220 $^{\circ}$ F with two-degree graduations and are National Institute of Standards and Technology (NIST) certified. The thermometers were suspended within Styrofoam insulating cylinders. The inside dimensions of the cylinders were approximately $3\frac{3}{8}$ inches diameter by $7\frac{1}{4}$ inches tall. Outside dimensions were approximately $4\frac{1}{4}$ inches diameter by $7\frac{3}{4}$ inches tall. Twelve one-half inch holes were drilled into four sides of the cylinders to allow for airflow through the cylinder while still providing protection from the heating effect of the sunlight (Figure 2).



Figure 2 - Styrofoam cylinders used for temperature measurements

The Styrofoam cylinders were then mounted to the metal pole supporting the weather station. The mounted cylinders can be seen in Figure 1.

The temperature of crumb rubber in-fill material was measured using a digital pen thermometer with a stated sensing range of -58°F to 536°F in 0.1 degree divisions with accuracy of one degree. The sensing probe measured eight inches long and was constructed of stainless steel.

Air samples were collected through dedicated adsorbent media with the intakes set at approximately four feet above ground surface (Figures 2 through 5). The samples to be analyzed for benzothiazole and 4-(tert-octyl) phenol were collected using XAD-2 adsorbent media (Catalog #226-30, lot 4501, expiration date April 2012) produced by SKC Inc. of Eighty Four, Pennsylvania. A minimum of 480 liters of air was pumped through the adsorbent media at an approximate rate of two liters per minute using an SKC Airlite sampling pump. A 37 mm, 2 micron PTFE filter was placed inline before the adsorbent media tube.



Figure 3 - Field Sample Location



Figure 4 - "Background" Sample Location



Figure 5 - Sampling Pumps. ThermoSorb N module on left; XAD-2 and filter on right

The samples to be analyzed for volatile nitrosamines were collected using ThermoSorb N adsorbent media produced by Advanced Chromatography Systems of Johns Island, South Carolina. A minimum of 75 liters of air was pumped through the adsorbent media at an

approximate rate of one liter per minute using an SKC Universal Pump 224-PCXR8 sampling pump.

Both models of sampling pumps have a manufacturer's stated flow rate accuracy of +/- 5%.

The intakes for all samples were set at approximately four feet above either the playing surface or the grass surface surrounding the playing field. The sampling media was connected to the sampling pumps using approximately six inches of ¼ I.D. x 3/8 OD poly tubing. The pump was calibrated prior to sampling utilizing a BIOS DryCal DC-Lite air pump calibrator. A sacrificial media tube and poly tubing was used during the pump calibration.

All samples were delivered to the Wisconsin Occupational Health Laboratory at the University of Wisconsin via overnight courier service for analysis. The analytical methods employed for benzothiazole and 4-(tert-octyl) phenol analysis were based upon NIOSH Method 2550. The samples were desorbed with 10 minutes of sonication performed three times with three milliliters (mL) of methanol. The combined methanol fractions were then evaporated to approximately 0.5 mL with nitrogen and brought to a final volume of 1.0 mL with methanol. The extracts were then analyzed by reversed phase high-performance liquid chromatography employing a 0.1 percent formic acid:methanol linear gradient program. Detection was achieved by triple quadruple mass spectrometry using multiple reaction monitoring. A reporting limit of 100 nanograms was established for the analytes based upon statistical data analysis.

The analytical methods employed for the nitrosamine analysis were based upon OSHA Method 27. The samples were with approximately three mL of methylene chloride:methanol (75:25 v/v). Extracts were analyzed by reversed phase high-performance liquid chromatography employing a 0.1 percent formic acid:methanol linear gradient program. Detection was achieved by turbo ion spray triple quadruple mass spectrometry using multiple reaction monitoring in positive ionization mode. A reporting limit of 100 nanograms was established for the analytes based upon statistical data analysis; however, any discernable peak for n-nitrosodimethylamine was reported with appropriate comment.

Results

Field F

Air sampling activities were conducted at Field F on August 15, 2008. Five discrete sample locations were chosen. One location (SF-1) was near the center to the playing surface while the remaining four locations (SF-2, SF-3, SF-4, and SF-5) were around the perimeter of the synthetic running track. The sample locations are graphically presented in Figure 6. Sampling activities were initiated at 11:40 and were completed at 16:07.

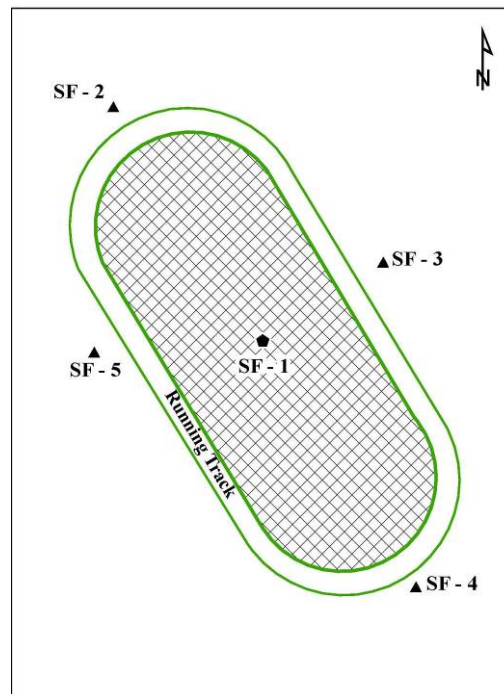


Figure 6 – Sample Locations Field F

Weather conditions on August 15, 2008, at the sample site were generally a mix of clear and partly cloudy skies with ambient air temperatures between 75° F and 80° F. Winds were generally light to calm. The late morning and early afternoon winds were measured

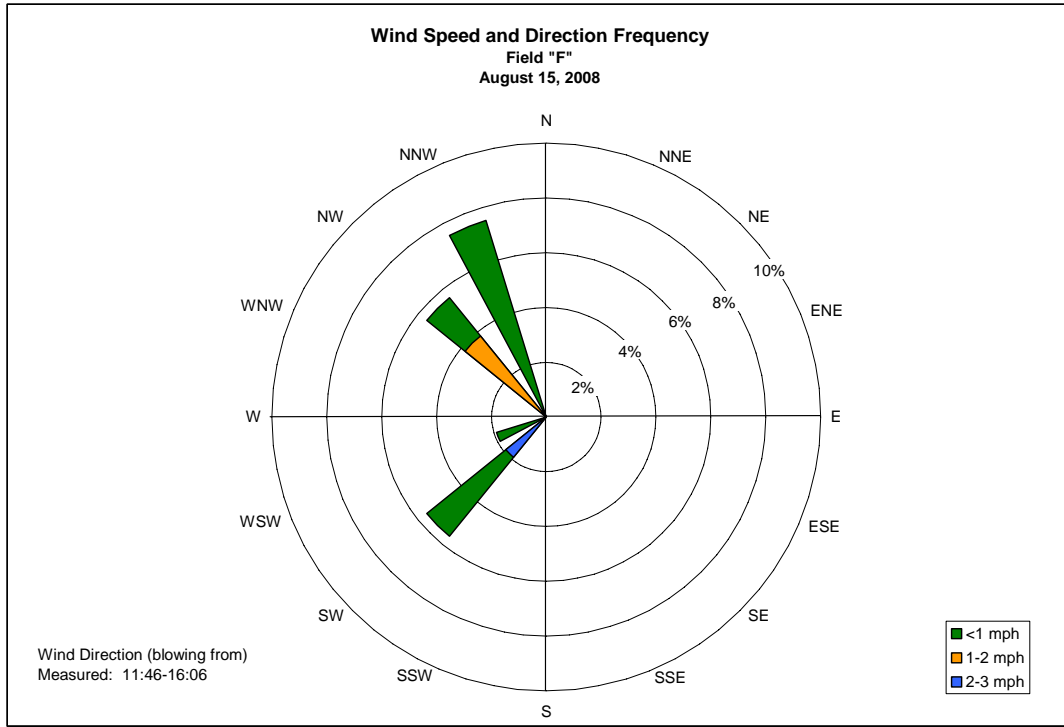


Figure 7 - Wind Speed and Direction

to be less than two miles per hour and were from the north and northwest. At approximately 15:30, the winds shifted to the southwest and increased to a maximum of three miles per hour. Figure 7 depicts the wind speed, direction, and frequency noted during the testing period. A brief rain shower occurred at approximately 14:45.

The air temperature was measured at three different heights (one foot, four feet, and five feet) directly over the playing surface near sample location SF-1. In addition, the temperature of the crumb rubber in-fill material was measured at a depth of approximately one inch. The measured temperatures are shown in Figure 8. The air temperature was noted to increase with decreasing height above the playing surface. The average air temperature measured at a height of five feet was 76.6° F, while the average temperatures at one foot and four feet were 85.7° F and 81.7° F, respectively. The average temperature of the crumb rubber was 91.7° F. Significant cooling of the crumb rubber and the air column at one foot and four feet above the surface was noted following the brief rain shower that occurred at 14:45.

Periodic measurements of the surface temperature of the synthetic "grass" fibers were measured using an infrared thermometer manufactured by EXTECH Instruments (EXTECH Pocket IR thermometer). A maximum temperature of 127° F was noted at 12:00.

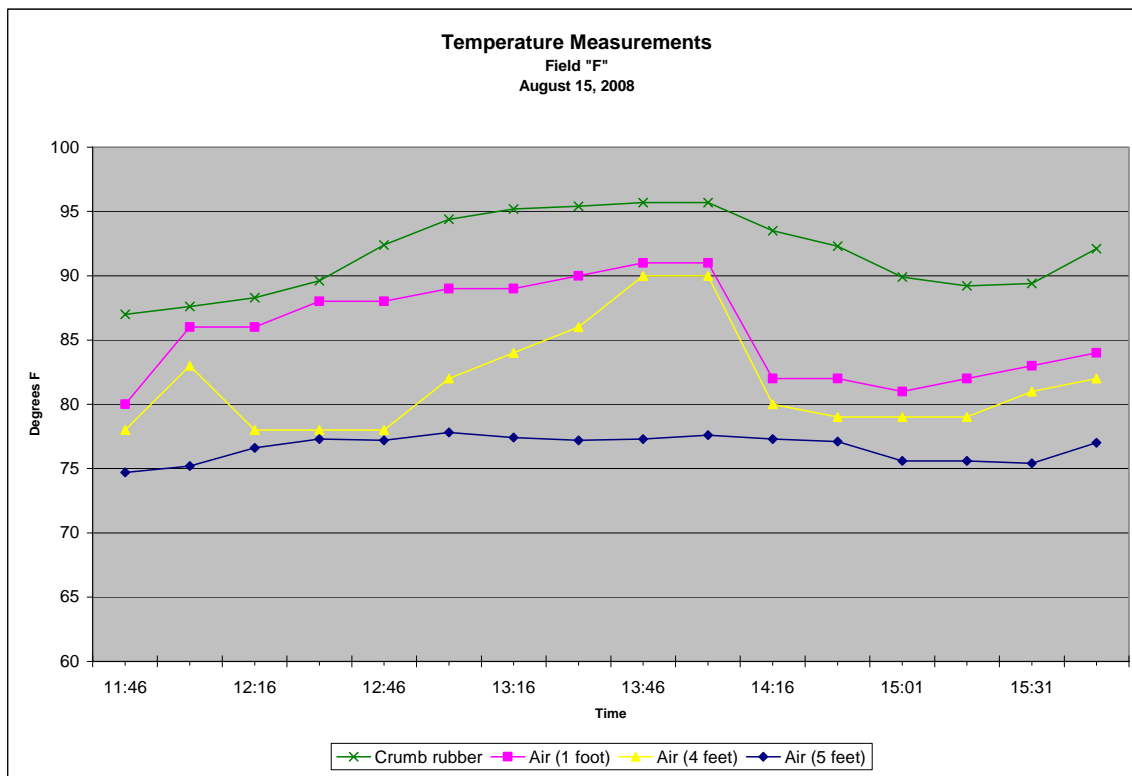


Figure 8 – Temperature Measurements Field F

All air sampling pumps were activated between 11:40 and 11:49. The pumps connected to the ThermoSorb N media were allowed to run at a flow rate of approximately one liter per minute for approximately 75 minutes. At the conclusion of the appropriate time interval, the SKC Universal Pump 224-PCXR8 was deactivated and the ThermoSorb N module was removed and sealed using the supplied caps. After approximately four hours, the SKC Airlite sampling pumps were also deactivated and the XAD-2 adsorbent tubes were removed and sealed using the supplied caps. The PTFE filters were capped and placed into plastic zip bags.

Table 1
Sampled Air Volumes - Field F
August 15, 2008

Sample ID	ThermoSorb N Module			XAD-2 Module		
	Start Time	End Time	Air Volume (L)	Start Time	End Time	Air Volume (L)
SF-1	11:49	13:04	76.13	11:49	16:08	519.04
SF-2	11:42	12:57	75.90	11:42	15:57	512.04
SF-3	11:45	13:00	75.98	11:45	16:04	519.55
SF-4	11:47	13:03	77.82	11:47	16:07	521.30
SF-5	11:40	12:55	78.75	11:40	15:46	493.23

The samples were packaged for delivery to the Wisconsin Occupational Health Laboratory at the University of Wisconsin. The analytical methods employed are described in the "Methodology" section above.

The volatile nitrosamine analysis indicated that there were no detectable concentrations of nitrosamines in the air directly above the synthetic turf playing surface (Table 2). The results also indicate that the air upwind and downwind of the playing surface lacked detectable concentrations of nitrosamines.

Table 2
Volatile Nitrosamines Results – Field F

	SF-1		SF-2		SF-3		SF-4		SF-5	
	$\mu\text{g}/\text{m}^3$	ppbv	$\mu\text{g}/\text{m}^3$	ppbv	$\mu\text{g}/\text{m}^3$	ppbv	$\mu\text{g}/\text{m}^3$	ppbv	$\mu\text{g}/\text{m}^3$	ppbv
Nitrosodibutylamine (n-)	<1.1	< 0.18	<1.1	< 0.17	<1.4	< 0.22	<1.1	< 0.17	<1.0	< 0.16
Nitrosodiethylamine (n-)	<1.1	< 0.27	<1.1	< 0.26	<1.4	< 0.34	<1.1	< 0.27	<1.0	< 0.24
Nitrosodimethylamine (n-)	<1.1	< 0.38	<1.1	< 0.36	<1.4	< 0.46	<1.1	< 0.37	<1.0	< 0.34
Nitrosodipropylamine (n-)	<1.1	< 0.21	<1.1	< 0.20	<1.4	< 0.26	<1.1	< 0.20	<1.0	< 0.19
Nitrosomorpholine (n-)	<1.1	< 0.24	<1.1	< 0.23	<1.4	< 0.30	<1.1	< 0.23	<1.0	< 0.21
Nitrosopiperidine (n-)	<1.1	< 0.24	<1.1	< 0.24	<1.4	< 0.30	<1.1	< 0.24	<1.0	< 0.22
Nitrosopyrrolidine (n-)	<1.1	< 0.28	<1.1	< 0.27	<1.4	< 0.34	<1.1	< 0.27	<1.0	< 0.25

$\mu\text{g}/\text{m}^3$ = micrograms per cubic meter

ppbv = parts per billion per volume

The laboratory analysis of the air directly above the synthetic turf playing surface also lacked detectable concentrations of benzothiazole and 4-(tert-octyl) phenol (Table 3). The upwind and downwind samples yielded similar results. No detectable concentrations of either compound were noted upon extraction of the two micron PTFE filters.

Table 3
Benzothiazole and 4-(tert-octyl) Phenol Results – Field F

	SF-1	SF-2	SF-3	SF-4	SF-5
	$\mu\text{g}/\text{m}^3$	$\mu\text{g}/\text{m}^3$	$\mu\text{g}/\text{m}^3$	$\mu\text{g}/\text{m}^3$	$\mu\text{g}/\text{m}^3$
Benzothiazole	<0.19	<0.20	<0.19	<0.19	<0.20
4-(tert-octyl)phenol	<0.19	<0.20	<0.19	<0.19	<0.20

$\mu\text{g}/\text{m}^3$ = micrograms per cubic meter

Field G

Air sampling activities were conducted at Field G on August 18, 2008. The same procedures that were used in sampling at Field F were employed for the sampling at Field G. A potentially significant change in the sampling conditions was encountered during the activities at Field G. The owner of the field had groomed, or raked, the field three days prior to the air sampling activities. As a result of the grooming, the crumb rubber infill had not yet settled within the synthetic grass "fibers" and was, therefore, more exposed at the surface.

As with the previous sampling, five discrete sample locations were chosen. The sample locations are graphically presented in Figure 9. Sampling activities were initiated at 11:17 and were completed at 15:33.

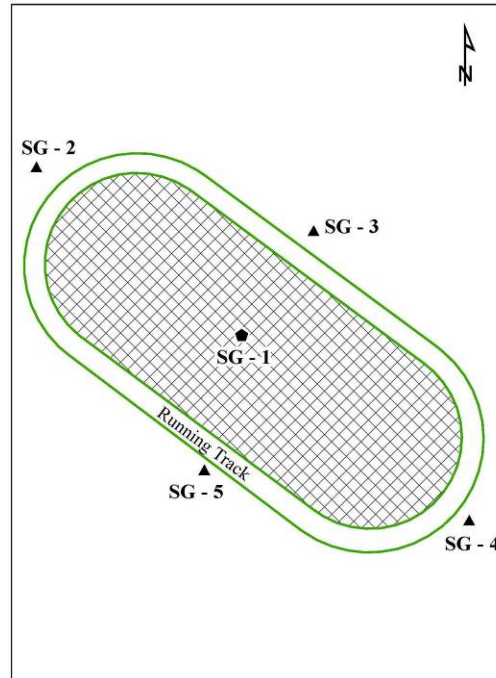


Figure 9 – Sample Locations Field G

Weather conditions on August 18, 2008, at the sample site were generally sunny with ambient air temperatures between 80° F and 85° F. Winds were generally light to calm and were variable in direction although were generally from a southerly direction. The maximum measured wind speed was three miles per hour. Figure 10 depicts the wind speed, direction, and frequency noted during the testing period.

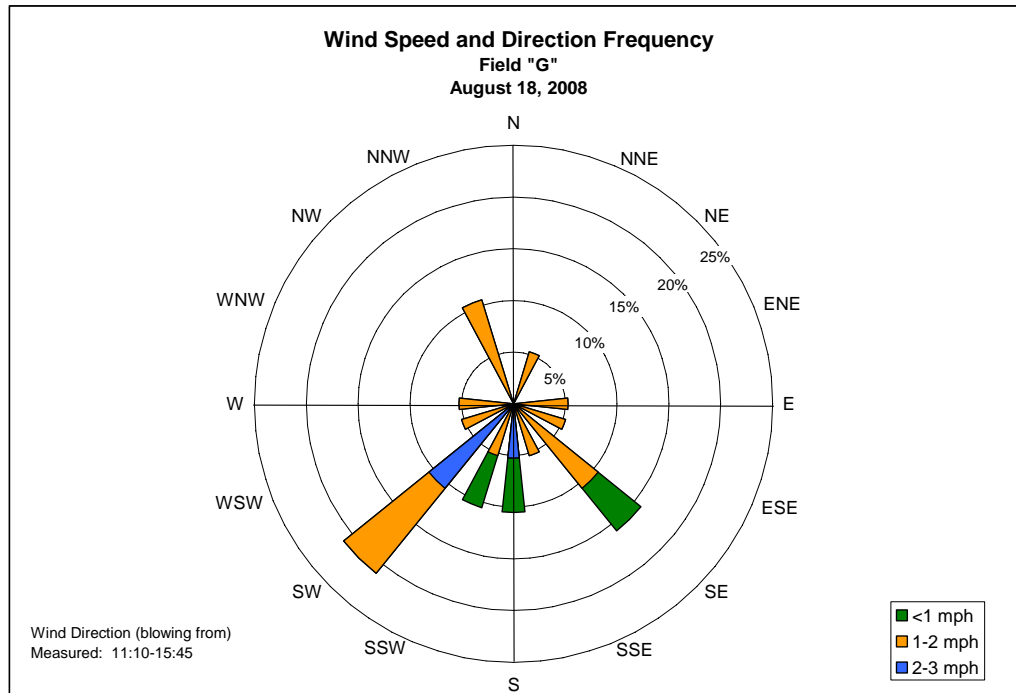


Figure 10 - Wind Speed and Direction

The air temperatures measured during the sampling at Field G are shown in Figure 11. As with Field F, the air temperature was noted to increase with decreasing height above the playing surface. The average air temperature measured at a height of five feet was 84.6° F while the average temperatures at one foot and four feet were 92.3° F and 88.4° F, respectively. The average temperature of the crumb rubber was 99.6° F. The surface temperature of the synthetic grass blades averaged 139° F.

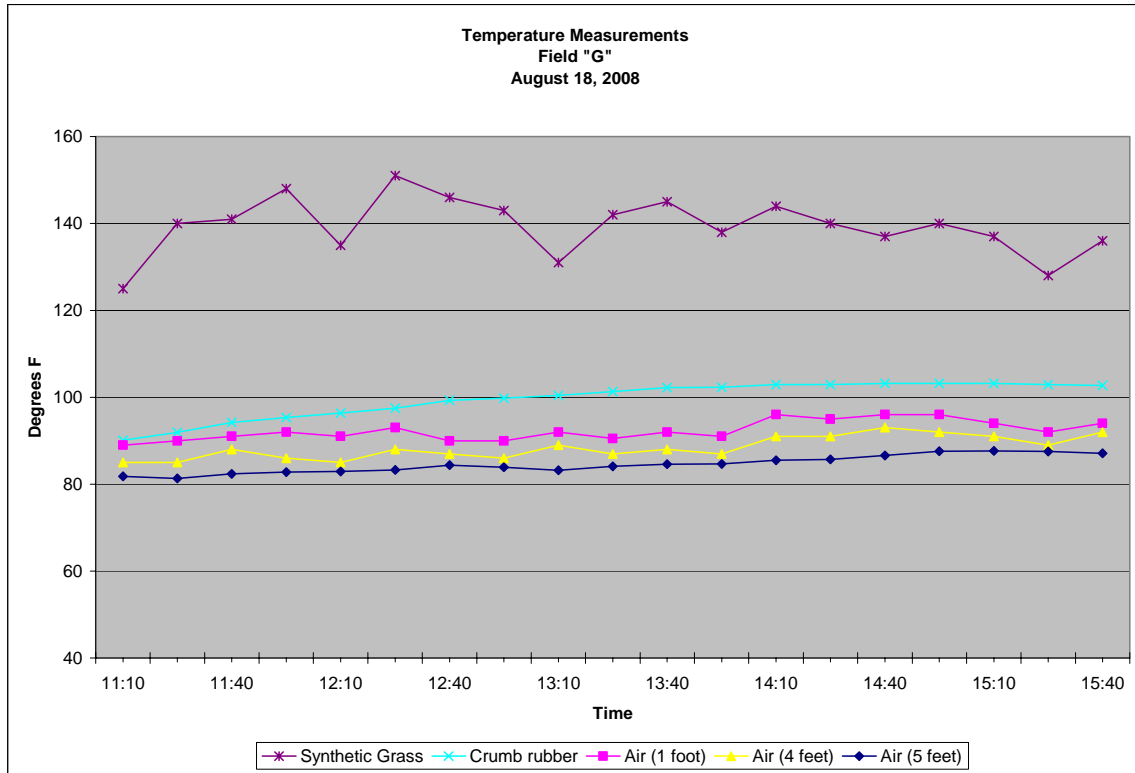


Figure 11 - Temperature Measurements Field G

All air sampling pumps were activated between 11:40 and 11:49. Table 4 details the start and stop times of the various sampling pumps and the volumes of air pumped during the sampling at Field G.

Table 4
Sampled Air Volumes - Field G
August 18, 2008

Sample ID	ThermoSorb N Module			XAD-2 Module		
	Start Time	End Time	Air Volume (L)	Start Time	End Time	Air Volume (L)
SG-1	11:22	12:37	75.75	11:22	15:23	480.96
SG-2	11:17	12:32	75.75	11:17	15:18	480.72
SG-3	11:25	12:40	75.15	11:25	15:25	481.44
SG-4	11:28	12:43	75.225	11:28	15:28	480.96
SG-5	11:33	12:48	75.525	11:33	15:33	481.20

The samples were packaged for delivery to the Wisconsin Occupational Health Laboratory at the University of Wisconsin. The analytical methods employed are described in the "Methodology" section above.

The volatile nitrosamine analysis indicated that there were no detectable concentrations of nitrosamines in the air directly above the synthetic turf playing surface (Table 5). The results also indicate that the air upwind and downwind of the playing surface lacked detectable concentrations of nitrosamines.

Table 5
Volatile Nitrosamines Results – Field G

	SG-1		SG-2		SG-3		SG-4		SG-5	
	$\mu\text{g}/\text{m}^3$	ppbv	$\mu\text{g}/\text{m}^3$	ppbv	$\mu\text{g}/\text{m}^3$	ppbv	$\mu\text{g}/\text{m}^3$	ppbv	$\mu\text{g}/\text{m}^3$	ppbv
Nitrosodibutylamine (n-)	<1.3	< 0.20	<1.4	< 0.21	<1.4	< 0.21	<1.4	< 0.21	<1.4	< 0.21
Nitrosodiethylamine (n-)	<1.3	< 0.32	<1.4	< 0.33	<1.4	< 0.33	<1.4	< 0.33	<1.4	< 0.33
Nitrosodimethylamine (n-)	<1.3	< 0.44	<1.4	< 0.45	<1.4	< 0.45	<1.4	< 0.45	<1.4	< 0.45
Nitrosodipropylamine (n-)	<1.3	< 0.24	<1.4	< 0.25	<1.4	< 0.25	<1.4	< 0.25	<1.4	< 0.25
Nitrosomorpholine (n-)	<1.3	< 0.28	<1.4	< 0.29	<1.4	< 0.29	<1.4	< 0.29	<1.4	< 0.29
Nitrosopiperidine (n-)	<1.3	< 0.28	<1.4	< 0.29	<1.4	< 0.29	<1.4	< 0.29	<1.4	< 0.29
Nitrosopyrrolidine (n-)	<1.3	< 0.32	<1.4	< 0.33	<1.4	< 0.34	<1.4	< 0.34	<1.4	< 0.33

$\mu\text{g}/\text{m}^3$ = micrograms per cubic meter

ppbv = parts per billion per volume

The laboratory analysis of the air directly above the synthetic turf playing surface indicated a concentration of benzothiazole of 0.39 micrograms per cubic meter of air. No 4-(tert-octyl) phenol was detected (Table 6). The upwind and downwind samples yielded similar results. No detectable concentrations of either compound were noted upon extraction of the two micron PTFE filters.

Table 6
Benzothiazole and 4-(tert-octyl) Phenol Results – Field G

	SG-1	SG-2	SG-3	SG-4	SG-5
	$\mu\text{g}/\text{m}^3$	$\mu\text{g}/\text{m}^3$	$\mu\text{g}/\text{m}^3$	$\mu\text{g}/\text{m}^3$	$\mu\text{g}/\text{m}^3$
Benzothiazole	0.39	<0.21	<0.21	<0.21	<0.21
4-(tert-octyl)phenol	<0.21	<0.21	<0.21	<0.21	<0.21

$\mu\text{g}/\text{m}^3$ = micrograms per cubic meter

Although the concentration of benzothiazole was quantified at $0.39 \mu\text{g}/\text{m}^3$, the three trip spikes that were used as quality control recovered low for benzothiazole. The average recovery was 39% of the known spiked concentration, indicating that some degradation of the sample may have occurred prior to laboratory extraction. Assuming a similar degradation occurred for sample SG-1, the actual concentration of benzothiazole in the air directly above the synthetic playing surface may have been as high as $1.00 \mu\text{g}/\text{m}^3$.

Summary

Twenty air samples were collected above and around two synthetic turf playing surfaces in Connecticut. Ten of the samples were analyzed for volatile nitrosamine content and 10 were analyzed for benzothiazole and 4-(tert-octyl) phenol content. The samples were collected on warm, late summer days during periods of light to calm winds. In one case, the synthetic turf surface had been groomed three days prior to the sampling. The sampling was conducted during periods when the temperature of the crumb rubber in-fill material was elevated due to exposure to the sun. The average temperatures of the crumb rubber were 91.7°F and 99.6°F . The surface temperature of the synthetic grass blades was noted to climb as high as 151°F . The combination of air temperatures, surface temperatures, wind speed and, in the case of Field G, the recent maintenance, are believed to be conditions favorable for generating maximum concentrations of the analytes in the air column above and around the playing surfaces.

This study determined that under favorable conditions for vapor generation, no detectable concentrations of volatile nitrosamines or 4-(tert-octyl) phenol existed in the air column at a height of four feet above the tested synthetic playing surfaces or in the air either upwind or downwind of the fields. The study did not evaluate if any of these two compounds were off-gassed from the fields, but simply that if they did, sufficient dilution within the air column existed to render them undetectable using methods based upon accepted OSHA and NIOSH procedures. The study also determined that benzothiazole, a common compound used in the manufacturing of rubber and plastics, was present at a very low concentration directly above one of the two fields sampled. This compound was not detected at the second of the two fields sampled nor was it detected in any of the upwind or downwind locations at either field. The field where benzothiazole was detected had recently been groomed, thereby bringing significant

quantities of crumb rubber nearer to the surface of the field resulting in greater exposure to both the sunlight and air.

References

- [1] Connecticut Agricultural Experiment Station (2007). Examination of Crumb Rubber Produced from Recycled Tires. AC005-8/07.
- [2] Dye, C., Bjerke, A., Schmidbauer, N., and Mano, S. (2006). Measurement of Air Pollution in Indoor Artificial Turf Hall. Norwegian Institute for Air Research Report NILU OR 03/2006.

1001-22-1-n2408-rpt

Evaluation of Stormwater Drainage Quality From Synthetic Turf Athletic Fields

Scott G. Bristol, LEP
Vincent C. McDermott, FASLA, AICP

Milone & MacBroom, Inc.
99 Realty Drive
Cheshire, Connecticut 06410

Each year, millions of scrap tires are generated in the United States. The Rubber Manufacturers Association estimates that in 2005 seven-eighths of the scrap tires generated were ultimately consumed or recycled in end-use markets.¹ Approximately 290 million new scrap tires are generated each year.² Beneficial reuses of scrap tires include use as tire-derived fuel, landfill leachate collection systems, septic system drain fields, various civil engineering applications related to roadway and bridge construction, various stamped and punched rubber products, and use in athletic field and other recreational applications. The potential environmental effects resulting from the reuse of scrap tires in civil engineering applications have been evaluated by Humphrey^{3,4} and Brophy⁵, among others. While these studies have concluded that the use of tire chip has a negligible effect upon ground water quality, few, if any, studies have been conducted concerning the effect on water quality resulting from the installation of synthetic turf athletic fields containing cryogenically treated crumb rubber produced from scrap tires.



Figure 1 - Synthetic Turf with Crumb Rubber Infill

This paper presents the results of a study in which the stormwater drainage from crumb rubber and silica sand in-filled synthetic turf athletic fields was analyzed over a period of approximately one year.

Methodology

Three fields within Connecticut were selected for this study. Two of the fields are located in the northern portion of the state while the third is located in the southern portion of the state. Fields F and G were constructed by FieldTurf in 2007, and Field E was constructed in 2008. All fields are multipurpose fields used for sports such as football, soccer, field hockey, and lacrosse, among others, and are encircled by synthetic running track surfaces. In all cases, edge drains were present to capture the stormwater runoff from the running track surfaces (Figure 2).




Figure 2 - Running Track Edge Drain

This allowed for sampling to be conducted of solely the stormwater that infiltrated the field surface and migrated downward through the in-fill material, through the polyethylene fiber backing, and into the underlying stone prior to entering the dedicated drainage piping. A typical cross section of a synthetic turf athletic field is shown in Figure 3.

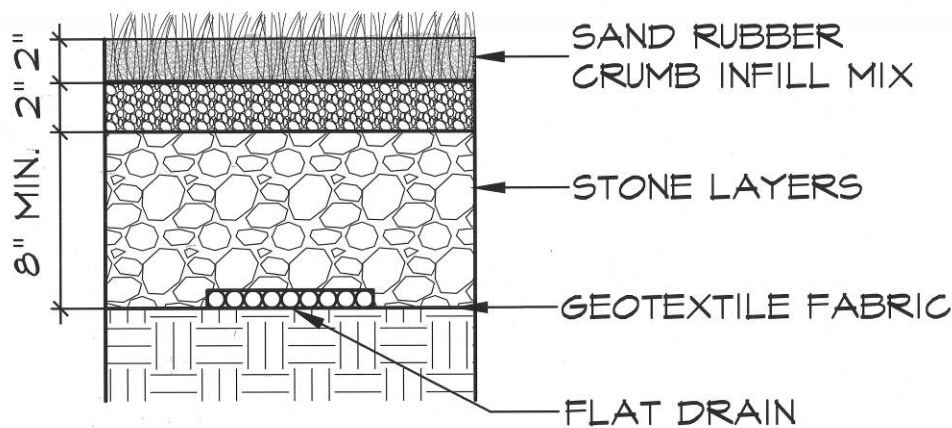


Figure 3 - Typical Field Cross Section

The use of the stone base and the flat drain systems is intended to drain stormwater out of and away from the playing surface as quickly as possible.

Each of the three sampled fields was constructed using nonmetallic underdrain systems that discharged directly to either a nearby catch basin or manhole. Grab samples of the discharge water were collected directly from the discharge pipe at the discharge location. Samples were generally collected on a calendar-quarter basis and were collected as soon as practical after the start of a rainfall event. The samples were collected using a high-density polyethylene dipper manufactured by Bel-Art and obtained from Forestry Suppliers, Inc. (catalog number 53915). The dipper was equipped with a six-foot polyethylene handle to allow for sampling without the need for entry into confined spaces. Tests performed included acute aquatic toxicity, dissolved metals (zinc, lead, selenium, and cadmium), and pH.

The aquatic toxicity monitoring was performed by GZA GeoEnvironmental, Inc. (GZA), of Bloomfield, Connecticut, in accordance with Method EPA-821-R-02-012. The water sample for this analysis was collected from Field F on October 12, 2007.

The analysis for dissolved metals content and pH was performed by Complete Environmental Testing (CET) of Stratford, Connecticut. The water samples for this analytical method were collected from Field F on October 12, 2007, October 20, 2007, November 6, 2007, February 5,

2008, April 28, 2008, and October 1, 2008. A single sampling event was conducted at Field G (April 29, 2008) and at Field E (July 24, 2008).

Subsequent to initiation of the study, the scope was expanded to include laboratory analysis of samples of the crumb rubber in-fill material. The laboratory analysis included the evaluation of metals content in an extract produced in accordance with EPA Method 1312. This methodology is referred to as the Synthetic Precipitation Leaching Procedure or SPLP. The purpose of the testing was to evaluate the potential to leach metals under acidic conditions in the controlled environment of a laboratory. The expectation was that the results would not be directly comparable to the actual in-place field conditions but would provide a useful check on the results of the drainage sampling. The analysis was performed by CET. Samples of the crumb rubber were collected from Field F on February 28, 2008, April 28, 2008, and October 1, 2008. A sample was collected from Field G on April 29, 2008, and from Field E on October 1, 2008. A sample of unused crumb rubber was also obtained from FieldTurf on October 23, 2007, and analyzed in accordance with the SPLP procedure.

Additional bench-scale testing was performed to evaluate the effect upon drainage water pH due to the stone layer that is installed under the synthetic surface materials. The tested fields were constructed using a stone layer consisting of broken basalt rock. A sample of basalt was obtained during the installation of Field E in order to perform the pH testing. The pH testing was conducted by first creating solutions of known pH. Five samples of stone, each having a mass of approximately 300 grams, were placed in separate glass jars. The known pH solution was then placed in contact with the stone samples, and the solution was monitored at five intervals up to 15 minutes. Separate control samples of tap water were prepared and served as quality control samples. Solutions of pH 4.2 and 5.2 were prepared for this evaluation.

Results

Aquatic Toxicity Evaluation

On October 12, 2007, a sample of stormwater was collected from the drainage system at Field F. The sample was placed into a container supplied by GZA and immediately delivered to GZA for an evaluation of the aquatic toxicity using *Daphnia pulex* as the test organism. The testing was conducted in accordance with EPA Method EPA-821-R-02-012. The results indicated >100% survival at both the 24- and 48-hour intervals at LC₅₀ using copper nitrite as the reference toxicant.

Metals Content in Drainage Water

Samples of the stormwater were collected from Field F on October 12, 2007, October 20, 2007, November 6, 2007, February 5, 2008, April 28, 2008, and October 1, 2008. The samples were chilled and delivered to CET for analysis of the dissolved fraction of zinc, lead, selenium, and cadmium. The results were compared to the lowest aquatic life criterion for each element as established by the Connecticut Department of Environmental Protection. Table 1 summarizes the results of the laboratory analysis. The results of the laboratory analysis indicated that lead, selenium, and cadmium were not present in the drainage water. Zinc was determined to be present on three of the five sampling dates at a maximum concentration of 0.022 mg/L. The Water Quality Standard established by the Connecticut Department of Environmental Protection is 0.065 mg/L.

Table 1
Metals Content in Drainage Water - Field F

Constituent	Water Quality Standard ¹	Sample Date					
		10/12/2007	10/20/2007	11/6/2007	2/5/2008	4/28/2008	10/1/2008
<i>metals (all units in mg/L)</i>							
Zinc	0.065	<0.020	0.022	0.012	<0.002	0.019	0.031
Lead	0.0012	<0.001	<0.001	<0.001	<0.001	<0.001	<0.001
Selenium	0.005	<0.010	<0.005	<0.002	<0.002	<0.002	<0.002
Cadmium	0.00135	<0.001	<0.001	<0.001	<0.001	<0.001	<0.001
pH	--	7.30	7.41	7.34	7.48	7.85	7.83

¹ CT Department of Environmental Protection Standard for fresh water

A sample of stormwater was collected from the drainage system of Fields G and E on April 28, 2008, and July 24, 2008, respectively. The results, which are summarized in Tables 2 and 3, again indicated levels of dissolved zinc but at concentrations less than the applicable Water Quality Standard. Lead, selenium, and cadmium were not detected in the drainage from either Field E or Field G.

Table 2
Metals Content in Drainage Water - Field G

Constituent	Water Quality Standard ¹	Sample Date
		4/29/2008
<i>metals analysis (all units in mg/L)</i>		
Zinc	0.065	0.005
Lead	0.0012	<0.001
Selenium	0.005	<0.002
Cadmium	0.00135	<0.001
pH	--	8.7

¹CT Department of Environmental Protection Standard for fresh water

Table 3
Metals Content in Drainage Water - Field E

Constituent	Water Quality Standard ¹	Sample Date
		7/24/2008
<i>metals analysis (all units in mg/L)</i>		
Zinc	0.065	0.036
Lead	0.0012	<0.001
Selenium	0.005	<0.002
Cadmium	0.00135	<0.001
pH	--	7.62

¹CT Department of Environmental Protection Standard for fresh water

Laboratory Leaching Potential Evaluation

Samples of the crumb rubber and silica sand in-fill material were collected from Fields E, F, and G. The samples were collected on two different dates for Fields E and F and on just one occasion from Field G. Approximately 150 grams of the in-fill material were collected on each date and delivered to CET for metals analysis in accordance with the SPLP extraction protocols. The results were compared to the criteria established by the Connecticut Department of Environmental Protection for the evaluation of the leaching potential of environmentally contaminated soil. The results, which are summarized in Table 4, demonstrate that the crumb rubber has the potential to leach metals but at concentrations less than the criteria established by the CT DEP for geographic areas that rely upon ground water as the source of potable water.

Table 4
Synthetic Precipitation Leaching Procedure - Crumb Rubber In-fill

Constituent	Approximate "Age" Connecticut Pollutant Mobility Criteria	Date					
		10/23/2007	2/8/2008	4/28/2008	4/29/2008	10/1/2008	10/1/2008
		Raw Crumb Rubber	Field F	Field F	Field G	Field F	Field E
		0 month	4 months	6 months	6 months	1 year	4 months
all units in mg/l							
Mercury	0.002	<0.002	<0.002	<0.002	<0.002	<0.002	<0.002
Lead	0.015	<0.013	<0.013	0.006	0.004	<0.013	<0.013
Selenium	0.05	<0.01	<0.01	<0.002	<0.002	<0.01	<0.01
Cadmium	0.005	<0.005	<0.005	<0.001	<0.001	<0.005	<0.005
Chromium	0.05	<0.05	<0.05	<0.05	<0.05	<0.05	<0.05
Arsenic	0.05	<0.004	<0.004	<0.004	<0.004	<0.004	<0.004
Barium	1.0	<0.05	<0.05	<0.05	<0.05	<0.05	<0.05
Silver	0.036	<0.02	<0.02	<0.02	<0.02	<0.02	<0.02
Copper	1.3	<0.04	<0.04	<0.04	<0.04	na	na
Nickel	0.1	<0.05	<0.05	<0.05	<0.05	na	na
Zinc	5	1.6	0.91	1.9	1.1	2.4	4.7

na: not analyzed

Bench-Scale pH Analysis

The measurements obtained as part of the sampling of the drainage water discharge indicated a pH that was higher than anticipated. Measurements obtained of the pH of rainfall in the town of Cheshire, Connecticut during the study period indicated a pH of rainfall that was generally between five and six units. It was theorized that the basaltic stone base used in the construction of the athletic fields had a neutralizing effect on the infiltrated rainfall at the field locations. A limited bench-scale test was developed and performed to evaluate the effect of the stone on the pH level of various prepared solutions. The stone used for the performance of these tests was obtained during the construction of Field E.

In the first test, approximately 300 grams of crushed basaltic stone were placed in each of five nine-ounce glass jars. The glass jars were then filled with tap water, and the pH was measured as a function of time by sequentially pouring the water out of each sample jar and into a separate clean glass jar for evaluation. A parallel set of jars was used containing just tap water as a set of control samples. The crushed stone was determined to have minimal effect on the tap water.

Table 5
pH Evaluation - Tap Water

Jar #	Weight of Stone (g)	Duration (min.)	pH	Water	Duration (min.)	pH
1	318	1:00	7.2	Control	1:55	7.4
2	272	2:00	7.7		2:05	7.8
3	304	5:00	8		6:00	7.8
4	312	10:00	7.9		11:00	7.9
5	322	15:00	7.9		16:30	8

The test was then repeated using a solution with a pH of 5.2 units. This test determined that the stone tended to raise the pH of the slightly acidic solution by nearly one full unit within the first minute of the test and then by approximately one-half unit at the conclusion of the test.

Table 6
pH Evaluation - Prepared Solution of pH 5.2

Jar #	Weight of Stone (g)	Duration (min.)	pH	Water	Duration (min.)	pH
1	306	1:00	6.3	Control	3:00	5.4
2	326	2:00	6.4		6:00	5.6
3	308	5:00	6.2		13:00	5.8
4	286	10:00	6.4		18:00	5.8
5	286	15:00	6.4		22:00	5.9

The test was repeated once again using a solution with a pH of 4.2 units. The stone was once again determined to have a neutralizing effect on the pH of the solution. A rise of over two units was noted immediately. The final pH was similar to the end point of the test that was conducted using a starting solution of pH 5.2.

Table 7
pH Evaluation - Prepared Solution of pH 4.2

Jar #	Weight of Stone (g)	Duration (min.)	pH	Water	Duration (min.)	pH
1	312	1:00	6.6	Control	3:00	4.2
2	290	2:00	5.9		6:00	4.2
3	304	5:00	6.2		13:00	4.8
4	304	10:00	6.2		18:00	4.8
5	304	15:00	6.5		22:00	4.4

Summary



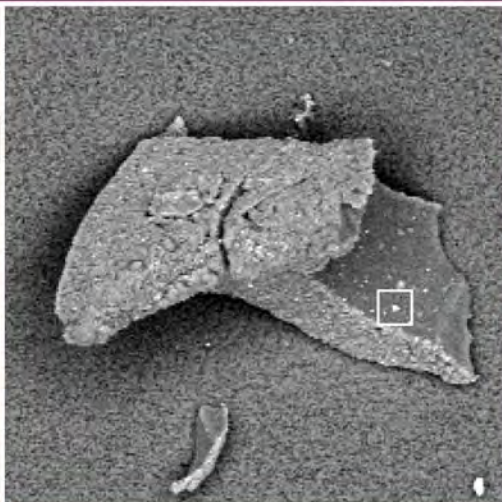
The evaluation of the stormwater drainage quality from synthetic turf athletic fields included the collection and analysis of eight water samples over a period of approximately one year from three different fields, the collection and analysis of samples of crumb rubber in-fill from the same three fields plus a sample of raw crumb rubber obtained from the manufacturer, and the evaluation of the effect of the stone base material on the pH of the drainage water. The results of the study indicate that the actual stormwater drainage from the fields allows for the complete survival of the test species *Daphnia pulex*. An analysis of the concentration of metals in the actual drainage water indicates that metals do not leach in amounts that would be considered a risk to aquatic life as compared to existing water quality standards. Analysis of the laboratory-

based leaching potential of metals in accordance with acceptable EPA methods indicates that metals will leach from the crumb rubber but in concentrations that are within ranges that could be expected to leach from native soil. Lastly, it can be concluded that the use of crushed basaltic stone as a base material in the construction of the athletic fields has a neutralizing effect on precipitation.

References


- [1] Rubber Manufacturers Association. *Scrap Tire Markets in the United States*. November 2006.
- [2] United States Environmental Protection Agency, Illinois Environmental Protection Agency. *Scrap Tire Cleanup Guidebook A Resource for Solid Waste Managers Across the United States*. EPA-905-B-06-001. January 2006.
- [3] Humphrey, Dana N.; Katz, Lynn E. *Five-Year Study of the Water Quality Effects of Tire Shreds Placed Below the Water Table*. March 2001.
- [4] Humphrey, Dana N.; Katz, Lynn E. *Field Study of Water Quality Effects of Tire Shreds Placed Below the Water Table*. Proceedings of the Conference on Beneficial Use of Recycled Materials in Transportation Applications, Air and Waste Management Association, Pittsburg, PA. November 2001.
- [5] Brophy, Mary O'Reilly; Graney, Joseph. *Groundwater Effects from Highway Tire Shred Use*. *Environmental Forensics*, 5:79-84, 2004.

1001-22-n2608-1-rpt.doc



A Scoping-Level Field Monitoring Study of Synthetic Turf Fields and Playgrounds

SCIENCE



EPA/600/R-09/135 November 2009 www.epa.gov/ord

A Scoping-Level Field Monitoring Study of Synthetic Turf Fields and Playgrounds

**Prepared by the
National Exposure Research Laboratory
Office of Research and Development
U.S. Environmental Protection Agency**

**with contributions from the Agency's
Tire Crumb Science Workgroup**

Disclaimer

The information in this document has been funded by the U.S. Environmental Protection Agency. It has been subjected to the Agency's peer and administrative review and has been approved for publication as an EPA document. Mention of trade names or commercial products does not constitute endorsement or recommendation for use.

Acknowledgments

This report was prepared for the U.S. Environmental Protection Agency (EPA) Tire Crumb Committee, a cross-Agency workgroup led by Michael Firestone, Office of Children's Health Protection and Environmental Education, and Ross Highsmith, National Exposure Research Laboratory (NERL)/Office of Research and Development (ORD). A smaller Science Workgroup was organized to consider options for collecting additional data from a small number of U.S. synthetic turf fields and playgrounds. Initial Science Workgroup members included Cathy Fehrenbacher, Office of Pollution Prevention and Toxics; Peter Grevatt and Tim Taylor, Office of Solid Waste and Emergency Response; Linda Sheldon and Kent Thomas NERL/ORD; Urmila Kodavanti, National Health and Environmental Effects Research Laboratory/ORD; Souhail Al-Abed, National Risk Management Research Laboratory/ORD; Jacqueline Moya, National Center for Environmental Assessment/ORD; Jacqueline McQueen, Office of Science Policy/ORD; Nora Conlon, Region 1; Mark Maddaloni, Region 2; Patti Tyler, Region 8; Arnold Den, Region 9; and Dale Kemery, Office of Public Affairs. Some of the workgroup members changed as the study progressed. NERL designed and implemented the limited scoping study described in this report based on the Science Workgroup discussions and the availability of resources.

Ross Highsmith, Kent Thomas, Ron Williams, Don Whitaker, Sharon Harper, Karen Bradham, Easter Coppedge, Fu-Lin Chen, Teri Conner, Bob Willis, Carry Croghan, and Jeff Morgan from NERL/ORD; Dennis Revel from Region 4; and Dan Boudreau and Dan Curran from Region 1 contributed to the field sampling, sample analysis, and data compilation efforts. Laboratory support was provided through the Senior Environmental Employment (SEE) and Student Services Contracting Authority programs by Tom Gilmore, Charlie Bare, James Polk, Doug Tilly, Lin Li, and Elena Arthur. Elizabeth Betz of NERL/ORD provided quality assurance guidance and review. Numerous EPA program office, regional office, State, and local scientists and staff provided valuable scientific input for use in developing the study design and technical assistance in the implementation of the field study, especially gaining access to monitoring sites. This study could not have been planned and implemented without their valuable contributions.

Abstract

Recycled tire material, or “tire crumb,” is used as a component in many recreational fields, including synthetic turf fields and playgrounds. The use of tire crumbs in these applications provides several benefits, including reduced sports injury. The public recently has raised concerns regarding potential human health and environmental risks associated with the presence of and potential exposures to tire crumb constituents in recreational fields, especially with regard to children’s exposures.

In early 2008, U.S. Environment Protection Agency (EPA) Region 8 requested that the Agency consider this issue. A cross-EPA workgroup inventoried and considered the limited available scientific information: some laboratory studies of tire material content, off-gassing, and leaching characteristics and a few European studies describing the extent and availability of tire crumb constituents for potential human exposure. The workgroup recommended that research be conducted to generate additional field monitoring data for potential U.S. environmental conditions and potential exposures.

A limited-scale study was conducted during the 2008 summer and fall seasons to

- (1) gain experience conducting multiroute field monitoring of recreational surfaces that contain tire crumb by evaluating readily available methods for measuring environmental concentrations of tire crumb constituents; and
- (2) generate limited field monitoring data that will be used by EPA to help the Agency determine possible next steps to address questions from the public regarding the safety of tire crumb infill in recreational fields.

The field sites were selected based on availability and proximity to facilities of EPA’s National Exposure Research Laboratory; thus, the results reported here may not be representative of environmental concentrations found at other sites. Because validated methods for sampling synthetic turf fields or playgrounds did not exist, methods used for other microenvironmental sampling were used. The full study protocol was implemented at two synthetic turf fields and one playground. At each field and the playground, air sampling was conducted to collect integrated particulate matter (PM₁₀) and grab volatile organic chemical (VOC) samples at two to three locations on each turf field and playground and also at an upwind background location. The air samples were collected at a height of 1 m in close proximity to, but without interfering with, planned recreational activities. The VOC samples were collected around 2:00 p.m. Wipe samples were collected at the three turf field sampling locations, along with readily available tire crumb infill and turf blade samples. Tire crumb material was collected from the playground. The full protocol was implemented at one of the synthetic turf fields on a second consecutive day providing repeat sampling data. Selected samples were collected at a few additional synthetic turf fields and one playground.

Standard laboratory analysis methods were employed to analyze the environmental samples for the targeted analytes. The PM₁₀ samples were analyzed for PM mass, metals, and particle morphology. The VOC samples were analyzed for 56 volatile organic analytes. The wipe and material samples were analyzed for total extractable concentrations of several metals and bioaccessible lead.

Key findings are summarized below.

- (1) The study protocol and many of the methods were found to be reliable and could be implemented in the field. Several limitations are noted below.
 - a. Collecting integrated air samples provided a high burden in terms of time and equipment.
 - b. Semivolatile organic compounds were not measured.
 - c. At any single site, there can be substantial variability in the materials used and the concentrations of contaminants measured. More work is needed to determine where to collect samples and how many samples to collect to fully characterize a given site.

- d. It was difficult to obtain access and permission to sample at playgrounds and synthetic turf fields. More work is needed to increase public and private owner participation if additional monitoring studies are conducted.
- (2) Methods used to measure air concentrations of PM₁₀ and metals were found to be reliable.
 - a. Concentrations of PM₁₀ and metals (including lead) measured in air above the turf fields were similar to background concentrations.
 - b. Concentrations of PM₁₀ and metals at the playground site with high play activity were higher than background levels.
 - c. All PM₁₀ air concentrations were well below the National Ambient Air Quality Standards (NAAQS) for PM₁₀ (150 µg/m³). All air concentrations for lead were well below the NAAQS for lead (150 ng/m³).
 - (3) Methods used to measure VOCs in air were found to be reliable.
 - a. All VOCs were measured at extremely low concentrations that are typical of ambient air concentrations.
 - b. One VOC associated with tire crumb materials (methyl isobutyl ketone) was detected in the samples collected on one synthetic turf field but was not detected in the corresponding background sample.
 - (4) Methods used to measure extractable metals from turf field blades, tire crumb materials, and turf field wipe samples were found to be reliable. However, the aggressive acid extraction procedure likely will overestimate the concentration of metals that are readily available for human uptake. Since understanding uptake is a key component in understanding risk, methods to determine bioavailable metal concentrations still are needed.
 - a. Total extractable metal concentrations from the infill, turf blade samples and tire crumb material were variable in the samples collected at a given site and between sites.
 - b. The average extractable lead concentrations for turf blade, tire crumb infill, and tire crumb rubber were low. Although there are no standards for lead in recycled tire material or synthetic turf, average concentrations were well below the EPA standard for lead in soil (400 ppm).
 - c. Likewise the average extractable lead concentrations for turf field wipe samples were low. Although there are no directly comparable standards, average concentrations were well below the EPA standard for lead in residential floor dust (40 µg/ft²).
 - (5) On average, concentrations of components monitored in this study were below levels of concern; however, given the very limited nature of this study (i.e., limited number of components monitored, samples sites, and samples taken at each site) and the wide diversity of tire crumb material, it is not possible to reach any more comprehensive conclusions without the consideration of additional data.

Table of Contents

List of Tables.....	ix
List of Figures	ix
Executive Summary	xi
1. Introduction	1
1.1 Background.....	1
1.2 Exposure Science Questions	2
1.3 Project Objectives	2
1.4 Study Limitations.....	3
2. Conclusions and Recommendations	4
2.1 Implementation of the Study Protocol	4
2.2 Air Sampling and Analysis	4
2.3 Surface Wipe, Tire Crumb, and Turf Blade Sampling and Analysis.....	5
2.4 Conclusions with Regard to the Exposure Science Questions	5
3. Scoping Study Approach	7
3.1 Scoping Study Goals.....	7
3.2 Organizations	7
3.3 Selection of Target Analytes	7
3.4 Proposed Sampling Sites and Sampling Locations	10
3.5 Sampling Considerations	11
3.5.1 Material Variability	11
3.5.2 Activity Variability	11
3.5.3 Sample Volume for Detection Limit	12
3.5.4 Meteorological Conditions	12
3.5.5 Background Contribution.....	12
4. Methods	13
4.1 Air VOC Samples.....	13
4.2 Air PM ₁₀ Particle Samples for Mass and Metals Concentrations	13
4.3 Air PM ₁₀ Particle Sample Collection for Scanning Electron Microscopy	13
4.4 Surface Wipe Sample Collection—Synthetic Turf Fields	13
4.5 Tire Crumb Infill Material Sample Collection—Synthetic Turf Fields.....	14
4.6 Blade Material Sample Collection—Synthetic Turf Fields.....	14
4.7 Tire Crumb Material Sample Collection—Playgrounds.....	14
4.8 SEM Sample Preparation and Analysis	15
4.8.1 Sample Preparation.....	15
4.8.2 SEM Sample Analysis	15
4.9 Surface Wipe, Tire Crumb, and Turf Blade Sample Metals Analysis	15
4.10 Pb Bioaccessibility Analysis	17
4.10.1 In Vitro Bioaccessibility Background Information.....	17
4.10.2 In Vitro Pb Bioaccessibility Methodology.....	17
4.11 Meteorological and Activity Information.....	18
5. Quality Control and Quality Assurance	19
5.1 Air VOC Quality Control	19

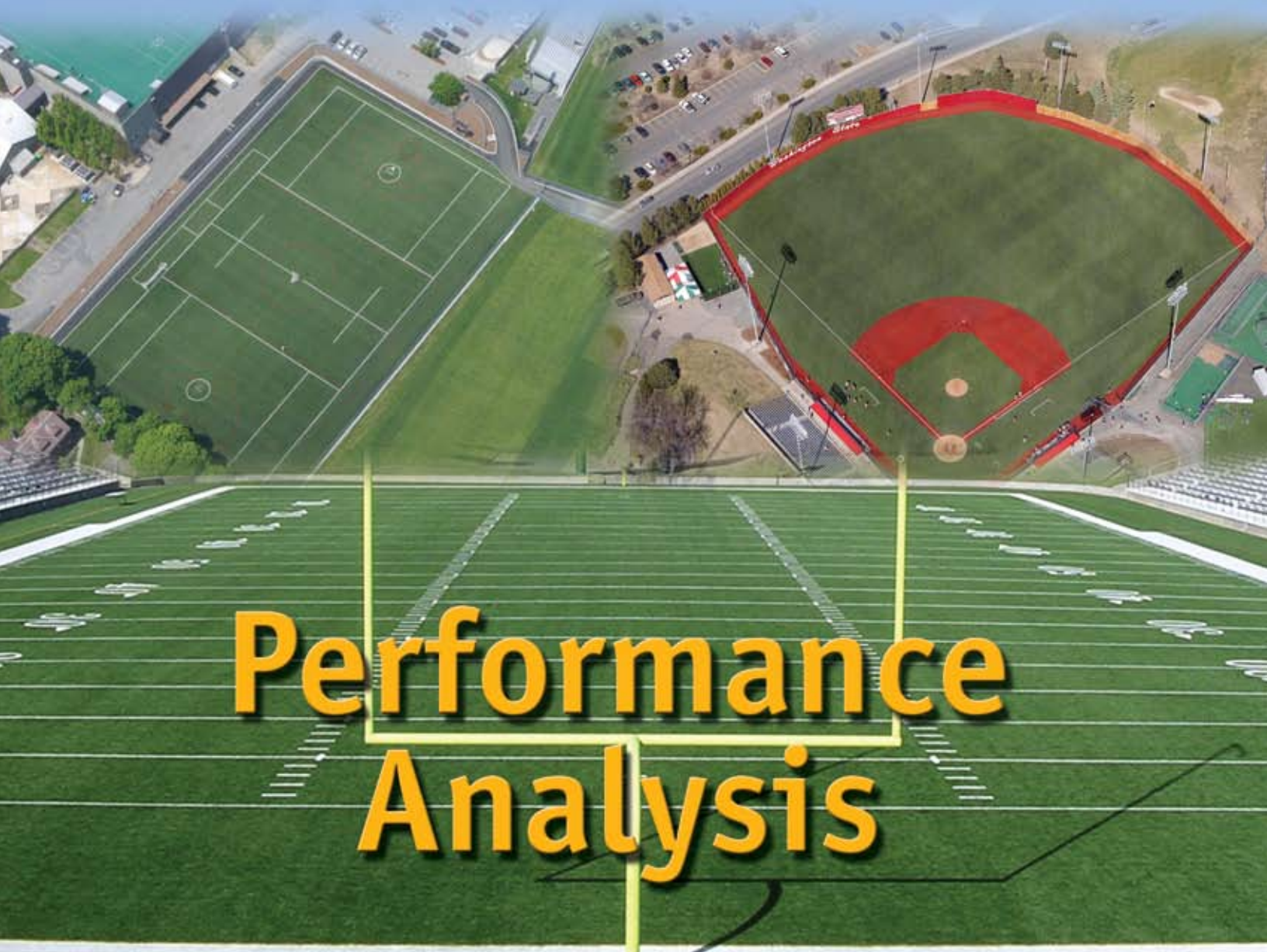
5.2 Air PM ₁₀ Mass Quality Control	20
5.3 Air PM ₁₀ Metals Quality Control	20
5.4 Air PM ₁₀ SEM Quality Control	20
5.5 Wipe, Tire Crumb, and Turf Blade Sample Quality Control and Quality Assurance	20
5.5.1 Instrument Performance	20
5.5.2 Recoveries	21
5.5.3 Analysis of Blank Materials	21
5.5.4 Measures of Precision	22
5.6 In Vitro Bioaccessibility Analysis Quality Control and Quality Assurance	22
5.7 Data Quality Assurance Review	22
6. Results	23
6.1 Sampling Sites	23
6.2 Site Characteristics	24
6.3 Sample Collection	25
6.4 Summary Measurement Results	30
6.5 Air VOC Measurement Results	30
6.6 Air PM ₁₀ Mass Measurement Results	34
6.7 Air PM ₁₀ Metal Measurement Results	34
6.8 Air PM ₁₀ SEM Measurement Results	35
6.9 Total Extractable Metals in Synthetic Turf Field Surface Wipe, Tire Crumb Infill, and Turf Blade Samples and Playground Tire Crumb Rubber Samples	35
6.9.1 Surface Wipes from Synthetic Turf Fields	36
6.9.2 Tire Crumb Infill at Synthetic Turf Fields	36
6.9.3 Turf Blades at Synthetic Turf Fields	37
6.9.4 Tire Crumb Material from Playgrounds	37
6.9.5 Lessons Learned with Regard to the Sampling and Analysis of Tire Crumb Materials	38
6.10 Pb Bioaccessibility Results	39
6.10.1 Analysis of Turf Field Wipe, Tire Crumb, and Turf Blade Samples	39
6.10.2 Lessons Learned with Regard to Bioaccessibility Data	39
6.11 Methods Evaluation Summary	40
7. References	43
Appendix A: List of Sample Collection and Analysis Methods	44
Appendix B: Quality Control and Quality Assurance Results	45
Appendix C: Results from Analysis of Environmental Samples	74
Appendix D: NERL Report: SEM Analysis of Tire Crumb Samples	89

List of Tables

Table 1. Summary of Sample Collection and Analysis Methods	8
Table 2. Sampling Site Information and Assigned Codes.....	23
Table 3. Overview of the Types of Samples Collected at Each Site.....	23
Table 4. Site Information.....	25
Table 5. Number of Samples Collected at Each Site.....	28
Table 6. Summary Results for Selected Analytes in Air Samples Collected at Synthetic Turf Fields and a Playground.....	31
Table 7. Summary Results for Total Extractable Pb, Cr, and Zn in Samples Collected at Synthetic Turf Fields and Playgrounds	32
Table 8. Summary Results for Estimates of Pb Bioaccessibility in Samples Collected at Synthetic Turf Fields and Playgrounds	33
Table 9. Overall Summary and Assessment of Methods Applied in This Scoping Study	41

List of Figures

Figures 1 through 4. Site F1 particle air samplers, surface wipe sample collection, green turf blade with black granular tire crumb, and multiple turf blade colors.	26
Figures 5 through 8. Tire crumb infill granules from site F2, shredded tire crumb at site P1, and molded tire crumb material from site P2.	27



Performance Analysis



Whether you have been involved in a sports facility management role or not, the process of bringing an artificial turf field to life can be a tricky one. There are many steps and stages that need to be considered in order to ensure that the best interests of your facility, finances and future are being taken care of.

In an industry notorious for company bankruptcies and worthless warranties, FieldTurf stands apart. It has always been both innovative AND profitable. Through Tarkett, in operation since 1872, FieldTurf Tarkett enjoys the strongest equity base in the entire industry. Profitable year after year, the sound financials of the company ensure that our customers' investments are fully and carefully protected.

When it comes time to making a decision which will have a significant and direct impact on the future of your facility, being well informed is the best way to ensure success. Some people with their own agenda attempt to sway people from purchasing synthetic turf citing various unfounded reasons. The research has been done. The studies exist. Get the facts and find out for yourself.

Here are the Top Ten factors to consider when comparing different artificial turf brands:

1. Proven Performance - FieldTurf has what every athletic program needs. The most durable and the safest turf on earth. That reputation was built at America's Schools - one field at a time.

2. Customer Service Track Record - FieldTurf maintains the only fully functioning and self-sufficient team in the business.

3. Financial Stability & Insured Warranty - FieldTurf Tarkett enjoys the strongest equity base in the entire industry.

4. Performance Infill - By implementing a three layered silica sand and cryogenic rubber system, FieldTurf fields have been praised as the closest thing to natural grass.

5. True Monofilament Fibers - Featuring a unique and durable spine within each fiber, FieldTurf's monofilament fibers have been built to last.

6. Quality Control - From the beginning, FieldTurf Tarkett's founders recognized that total quality control could only be guaranteed by being masters of their own destiny. FieldTurf's plants ensure a consistent high quality product and uniform installations around the globe.

7. Design Capabilities - Using FieldTurf's design/build structure, you can assure that the best team is assembled - the best supplier with the best design team.

8. Installation Experience and Seaming Technology - With so much riding on the quality of the seam construction, FieldTurf has chosen to invest in sewn seams rather than the cheaper glued alternative.

9. Long-Term Cost Savings - Despite having a higher initial sticker price, FieldTurf still offers potential savings of almost \$1,000,000.00.

10. Testing - A long-term, ongoing testing program has proven that FieldTurf is safer than any other turf system and equal to, if not better than, natural grass in most critical areas of player safety.



Analysis of Cost: Natural Grass Versus a FieldTurf Installation (Based on Field Size of 80,000 Square Feet)

	Natural Grass Field			FieldTurf Field		
	Per year	10 years	Total	Per year	10 years	Total
Base: Excavation, preparation, engineering Estimated cost			Same \$320,000.00			Same \$320,000.00
Materials: Sod (\$2.75 sq. ft.) \$2.75 FieldTurf (\$4.50 sq. ft.) \$4.50			\$220,000.00			\$360,000.00
Maintenance: Incl.; herbicides, pesticides, re-sodding, water, mowing			\$52,500.00 x 10 yrs \$1,065,000.00			\$5,000.00 x 10 yrs \$50,000.00
Scheduling possibilities:			69 x 26 weeks x 10 years = 17 940			105 x 44 weeks x 10 years = 46 200
Average cost per hour of use			\$59.36			\$16.59

10 Year Cost Analysis

	Natural Grass	FIELDturf®
Initial Capital Cost	\$380,000	\$570,000
Year 1	New Sod, Drainage, Irrigation \$52,500	\$5,000
Year 2	\$52,500	\$5,000
Year 3	\$52,500	\$5,000
Year 4	\$52,500	\$5,000
Year 5	\$52,500	\$5,000
Year 6	\$52,500	\$5,000
Year 7	\$52,500	\$5,000
Year 8	\$52,500	\$5,000
Year 9	\$52,500	\$5,000
Year 10	\$52,500	\$5,000
Ten Year Total	\$905,000*	\$620,000

*Does not include downtime for re-sodding/ seeding, or un-playable field conditions.

Annual Maintenance Costs

	Natural Grass	FIELDturf®
Mowing Equipment	\$7,068.00	
Labor Cost (\$20/Hour)	\$6,000.00	\$1000.00
Clipping Removal	\$2,861.00	
Fertilization	\$4,856.00	
Overseeding	\$466.00	
Coring	\$2,848.00	
Topdressing	\$9,565.00	
Thatch Removal	\$185.00	
Monitor Irrigation	\$846.00	
Equipment Depreciation and Fuel	\$3,500.00	\$1,500.00
Water Cost	\$5,400.00	
Re-Striping Field Lines:		
Labor	\$5,800.00	\$1000.00
Material	\$3,105.00	\$1500.00
Total	\$52,500.00	\$5,000

Maintenance of FieldTurf

The cost of maintaining FieldTurf is minimal. The primary maintenance item is removing leaves and other debris which may stray onto the field. Removal is accomplished by a tractor-pulled vacuum system. These tractors can be used without removing the fill material. FieldTurf also recommends brushing the field (every 4-6 weeks depending on use) to redistribute infill material that may have migrated.

Profitability Study

FIELDturf vs. Natural Grass



Playable hours per week			
Weekdays:	8:00 a.m. - 11:00 p.m.	15 hours x 5 days	75 hours
Weekends:	8:00 a.m. - 11:00 p.m.	15 hours x 2 days	30 hours
Total			105 hours/week
Playable hours per year			
105 hours/week x 40 playable weeks (Minimum # of weeks)			
Total:			4,200 hours/year
* We will base our numbers on only 70% of the playable hours.			
New Total:			2,940 hours/year
Average field rental rate/hour			\$50.00/hour
* Typically, fields can be rented at \$100.00/hour			
Potential field income/year			
Playable hours/year			2,940
Average field rental rate/hour			\$50.00
Potential field income/year			\$147,000

Natural Grass

Playable hours per week			
Weekdays:	12:00 p.m. - 11:00 p.m.	9 hours x 5 days	45 hours
Weekends:	10:00 a.m. - 9:00 p.m.	12 hours x 2 days	24 hours
Total			69 hours/week
Playable hours per year			
69 hours/week x 26 playable weeks (Downtime, re-sodding)			
Total:			1,794 hours/year
* We will base our numbers on only 70% of the playable hours.			
New Total:			1,256 hours/year
Average field rental rate/hour			\$50.00/hour
* Typically, fields can be rented at \$100.00/hour			
Potential field income/year			
Playable hours/year			1,256
Average field rental rate/hour			\$50.00
Potential field income/year			\$62,800

FieldTurf may be priced higher but it costs less

FieldTurf was not engineered to be the lowest bid. It was engineered to be the best product. As the years go by, the FieldTurf system will not only be safer and play more consistently, but will need less maintenance and will last much longer than our competitors' fields. Many in the industry like to make such claims, but simply have no proof to support it. FieldTurf fields have been in the ground for over 10 years of consistent play, season after season.

Many of our current clients selected FieldTurf despite low-ball offers of almost \$100,000 less from other turf companies. Why are they so happy with spending more? Because they did their research and opted for the long-term durability and consistency that only the FieldTurf system can bring to their programs. Years after installing FieldTurf, our clients are not only thrilled with their purchase but many have enjoyed a significant return on their investment – even after 10 years!

Quality is the primary determinant for the return on your investment.

Artificial Grass Fields Still in Daily Use	FieldTurf	Competition Combined
5 + years old	752	90
6 + years old	525	35
7 + years old	346	14
8 + years old	210	7
9 + years old	101	1
10 + years old	50	0
11 + years old	11	0

Statistics as of October 2007



FIELDTURF AND THE ENVIRONMENT

FieldTurf Tarkett uses only approved and tested materials in all of its products. These have been tested to confirm yet again that FieldTurf Tarkett's products are safe for all players, coaches and anyone else who steps on a FieldTurf Tarkett field.

The installation of FieldTurf eliminates the use of harmful pesticides, fertilizers, herbicides and fungicides, while at the same time removes thousands of tires from landfill sites. FieldTurf requires no mowing, fertilizing, reseeding or watering and promotes a healthy lifestyle. FieldTurf helps organizations earn the necessary points needed for U.S. Green Building Council LEED certification. FieldTurf's reused rubber content and water use reduction, among other factors, can contribute multiple points towards LEED certification.

The components in the FieldTurf system, installed on more than 2500 fields worldwide, have a positive impact on the environment. The FieldTurf system has worked wonders for organizations all over the world as a product that reduces water consumption and pollution caused by chemical use, while increasing playing time, reducing injuries and promoting a healthy lifestyle.

FieldTurf saves a billion gallons of fresh water every year. Coupled with reduced labor costs related to maintenance, equipment and elimination of costs for supplies such as fertilizers, herbicides, and pesticides, many of our clients report a reduction in maintenance costs of as much as \$30,000 to \$60,000 per field, per year.

"We're very happy to have FieldTurf Tarkett join the GreenScapes team in our efforts to help to prevent pollution and conserve resources in our landscapes," stated U.S. Environmental Protection Agency (EPA) Greenscapes Program Manager, Jean Schwab.

Hundreds of studies have been completed to discover the truth about any potential risks of artificial turf. Government health ministries and environmental bodies around the world have commissioned extensive research.

So have world health organizations, leading universities and independent scientific committees. Elected officials have reacted to the concerns of their constituents by commissioning studies to get the facts. The research has been done. The studies exist. Get the facts and find out for yourself.

Read what the experts have to say in independent testing, studies and reports on the potential health and environmental impact of artificial turf.

For a listing of the hundreds of studies carried out and a collection of the actual research and the factual conclusions, please download the documents at www.fieldturf.com/enviro



City of Sparks, Nevada - Record-Breaking installation of 13 FieldTurf fields

Bio-Mechanical Properties for Safety & Performance

A long-term, ongoing testing program has proven that FieldTurf is safer than any other turf system and equal to, if not better than, natural grass in most critical areas of player safety. No other company can make such a claim. Independent safety tests and in-house performance testing has been an integral part of our business philosophy since the very first field we installed. With over 2500 fields in the ground - 350 of which are entering their 7th year or more of continuous use - we know how our fields play and how they hold up over time. In particular, testing proves that on FieldTurf:

- Traction, from a sports medicine standpoint, is better.
- Torsional release, critical to minimize non-contact knee and ankle injuries, is quicker.
- Shock attenuation properties are ideal - in fact, vs. natural grass, FieldTurf reduced neural injuries by 55% and cranial/ cervical injuries by 47%.

The system was carefully engineered to emulate the best natural grass, not the kind of natural grass found on most fields used by young athletes around the world. To simulate the bio-mechanics of the best natural grass, FieldTurf has an "open" pile. Unlike other companies who still live in the "carpet age", FieldTurf does not excessively "bulk up" on its pile fiber, just to be the "heaviest pile" in comparative charts. Rather, FieldTurf uses a wide gauge design - 3/4" between the fiber stitches - to allow proper penetration of the infill by players' cleats. This allows players to properly plant, cut or twist and release, without excessive torque. Heavier pile weights counteract this grass-like bio-mechanical function and should be avoided. The heavier artificial earth of FieldTurf's infill - generally almost double the mass and weight of competing systems - accounts for FieldTurf's excellent long-term shock absorbency (G-max), without the need for a separate shock pad.

We're committed to your safety! No one tests like FieldTurf®.

Our safety is a proven fact, not an empty claim.

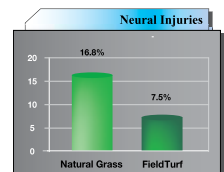
Testing

INJURY INCIDENCE, ETIOLOGY, AND SEVERITY OF GAME RELATED HIGH SCHOOL FOOTBALL INJURIES ON FIELDTURF VERSUS NATURAL GRASS:

New England Journal of Medicine - October, 2004

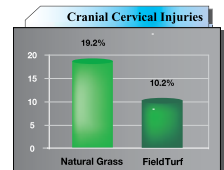
55% Fewer Neural Injuries

Type of Tissue Injured - Based on the total percentage of injuries reported on each playing surface, a significantly greater percentage of neural injuries were reported on Natural Grass vs FieldTurf. (16.8% Natural Grass vs 7.5% FieldTurf)



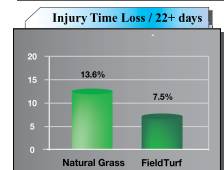
47% Fewer Cranial / Cervical Injuries

Anatomic Location of Injury - More cranial / cervical injuries were reported on Natural Grass than on FieldTurf. (19.2% Natural Grass vs 10.2% FieldTurf)



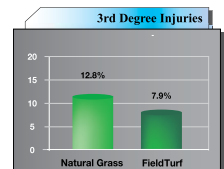
45% Less Time Lost to Injury

Injury Time Loss / 22+ Days - Injuries which resulted in a time loss of 22 days or more were reported more frequently on Natural Grass than on FieldTurf. (13.6% Natural Grass vs. 7.5% FieldTurf)



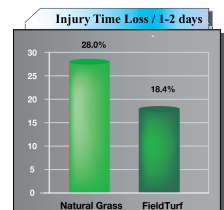
38% Fewer 3rd Degree Injuries

Injury Grade - More 3rd degree injuries were reported on Natural Grass than on FieldTurf. (12.8% Natural Grass vs 7.9% FieldTurf)



35% Less Time Lost to Injury

Injury Time Loss / 1 - 2 Days - A significantly greater percentage of injuries resulting in a 1-2 day time loss were reported on Natural Grass vs FieldTurf. (28.0% Natural Grass vs 18.4% FieldTurf)



Over a five year period of competitive play, significant differences in the incidence, type and severity of game-related injuries were observed between playing surfaces. In regards to reducing the number of game-related, high school football injuries, current findings suggest an advantage in selecting FieldTurf over Natural Grass.

A FIVE-YEAR PROSPECTIVE STUDY - MARCH 2003;
Bill S. Barnhill, MD; Michael Myers, PHD FASCAM

Comparing The Head Impact Response of Three Artificial Turf Systems

Laboratory impact tests compared the head response of three artificial turf systems: the FieldTurf system; a system comprised of rubber and sand infill; and a system of all-rubber infill.

Drop tests were done from various heights, with impacts to the rear of an instrumented anthropomorphic mannequin headform. The greatest difference was observed at the lower drop heights.

Peak headform acceleration was recorded for both helmeted and bare head hits. In helmeted tests, FieldTurf showed the lowest headform Gmax. In bare head tests, FieldTurf showed the lowest headform peak acceleration Gmax.

BIOKINETICS AND ASSOCIATES - DECEMBER 2004



So you want FieldTurf...here are the important next steps:

- Ask us for our Field Building Handbook that is a comprehensive guide into the world of artificial turf. Everything you need to know about all major facets of the process are explained in this Handbook.
- Ensure the assembly of a Planning team that will be able to work with FieldTurf's representatives and technical experts. A good planning team can make the difference between a poorly executed facility improvement and a well-planned operation.
- After obtaining budget numbers, secure funds and/or consider putting together a fundraising team that will drive the campaign and ensure the successful attainment of financial goals.
- Consider FieldTurf's financing option. In order to help make your program's dreams come true a little quicker, FieldTurf Financial has established a unique financing plan.
- Familiarize yourself with typical construction schedules to avoid delays. The sooner you get everything organized the less of a chance the construction will be delayed.
- Study the FieldTurf warranty and compare it to other warranties in the artificial turf industry. You will see for yourself that your investment is carefully protected by the largest sports surfacing company in the world.
- Educate your team on the maintenance involved with FieldTurf fields. Ensuring that the level of playability remains consistent will depend entirely on your dedication to maintenance and the equipment that you incorporate into your maintenance program.
- We will be happy to guide you through the rest of the process - give us a call today to get started on making your field of dreams a reality.





Search FieldTurf.com

SPORT/APPLICATION SPECIFIC

- American Football +
- Football (Soccer) +
- Baseball +
- Rugby +
- Lacrosse +
- Golf +
- Landscaping +
- Airport +
- Playground +

FIELDTURF INFORMATION

- Interactive Map +
- Company Information +
- Product Information +
- FieldTurf Installations +
- In the News +
- Representatives +

[▶ Home](#)
[▶ Information Request](#)
[▶ Site Map](#)



GSA
 Contract Holder
 GS - 07F - 9631S
 Call us Toll-Free at
 (800) 724-2969

"It's great. The Stanford players will love it. It's fake, but it looks like Stanford's grass."

Mike Price, Head Football Coach,
 Washington State University,
 before Stanford came to play at WSU.

Design & Construction

Patented Infill Exceeds 9 Lbs. Per Sq. Ft.



The washed silica sand does not break down from use or heavy traffic. The cryogenic rubber is recycled rubber, frozen and shattered, creating smooth-sided spherical particles. As compared to 3 pounds of ambient rubber found in most other artificial turf, each square foot of FieldTurf contains 7 pounds of silica sand plus 3 pounds of cryogenic rubber. A base layer of silica sand is followed by up to 21 individual layers of mixed silica sand and cryogenic rubber and then topped with a final layer of specially graded cryogenic rubber which stays on the top of the infill system.

FieldTurf is the only system that uses sand and rubber in a «layered» design for quick cut and plant, speed and stability. FieldTurf is never spongy or soggy like «all-rubber» turf systems and provides a high rate of «energy restitution.» This exclusive infill provides superior safety, grass-like stability and better long-term resilience. FieldTurf does not require a separate shock pad to be "In the Safety Zone." Its shock attenuation rating and G-max are similar to the best natural grass systems in use today.

Many tests have been done on the FieldTurf system by organizations at every level concluding that FieldTurf is without a doubt, the safest turf on earth. Ask your FieldTurf Representative for more details.

Cryogenic Rubber

Cryogenic rubber is rounded and does not attract microscopic bubbles of air. As a result it does not float nor displace in high use areas. Ambient rubber is jagged, floats and moves with the water flow, migrating to the edges of the field.

All Rubber



Air bubbles attach to jagged edges of torn ambient crumb rubber causing the rubber to float.

FieldTurf



Air bubbles roll off the smooth sides of cryogenic rubber allowing the water to quickly drain through the infill.

Open Fiber Matrix



Design engineering allows cleats to penetrate the fiber surface, twist and release. Superior traction allows athletes to dig and cut, yet provides minimal motion-related injury exposure. Torsional release co-efficiency similar to grass.






Monofilament Fiber Technology

Most turf companies use a variety of fiber manufacturers and their clients seldom know for sure what fiber they will end up getting. Not so with FieldTurf. Our fields have been made with the same fiber - exclusive to FieldTurf - for over 10 years and no other fiber has passed this «test of time». Whether clients purchase the FieldTurf Classic series with our slit film fiber, or the FieldTurf Monofilament series, the supply of such a critical component will never be modified. All of FieldTurf's fibers can be produced in colors to match an endzone or logo requirement.

RECENT NEWS

- + **Tue, August 25, 2009**
 Stadium, Fieldhouse get updates
- + **Sat, August 22, 2009**
 On the Fast track
- + **Tue, August 18, 2009**
 FROM THE GROUND UP
- + **Wed, August 12, 2009**
 After the speeches comes the Fun
- + **Wed, July 29, 2009**
 Cranford's artificial turf ready for high school.

FIELDTURF ON TV

-  **TUE, AUGUST 25 @ 7:07 pm**
 TB vs TOR on TSN
-  **TUE, AUGUST 25 @ 7:10 pm**
 BAL vs MIN on FS-N
-  **WED, AUGUST 26 @ 7:07 pm**
 TB vs TOR on TSN
-  **WED, AUGUST 26 @ 7:10 pm**
 BAL vs MIN on FS-N
-  **FRI, AUGUST 28 @ 7:10 pm**
 TEX vs MIN on FS-N



'FieldTurf Duo' combines four spined monofilament fibers, with four softer rectangular monofilament fibers. Created with the most advanced technology and twisted together in a patent pending design, the result is a unique eight-part fiber pile. FieldTurf Duo's spined fibers remain upright and contribute to superior aesthetics and playing properties, while the softer, flat fibers lay over to encapsulate and stabilize the infill. Exhaustive bio-mechanical testing confirmed that Duo matches up so closely to the playing characteristics of good natural grass that players rarely notice the difference. And because Duo is made of «true» monofilament fiber, loaded with UV inhibitors and shaped in a manner to resist even the heaviest foot traffic, the system will last even longer.




The 'FieldTurf Duraspine' fiber is based on similar structures found in nature. The arched profile features a durable «spine» which runs vertically through the center of each fiber. Like the center stem or vein on a blade of grass, this spine gives each fiber unmatched «memory» and thus resistance to matting. This system also enhances ball-roll properties, bio-mechanics and aesthetics. DuraSpine is extruded through a spinneret, and as a «true» monofilament fiber - not a flimsy slit tape like competing systems - delivers unmatched durability, especially resistance to wear. Tests indicate the DuraSpine fiber is far more resistant to UV and foot traffic, the two main enemies of any turf system. Unlike some new fibers on the market, DuraSpine is not abrasive to players but is silky and lush just like nature intended.



'FieldTurf Classic', featuring the best of the original slit film technology, polyethylene is extruded in sheets and slit into individual fibers, each cut with a unique interior honeycomb pattern. The fibers are then twisted and tufted into the backing. As the infill material is brushed into the system, the honeycomb in each fiber opens below the surface, filling with the tiny sand and rubber granules. In the final stages of infilling the tips of the fibers are split open and lay over to encapsulate the infill. This original invention is what began FieldTurf's revolution of the industry over a decade ago. With over 1500 FieldTurf Classic fields in the ground, over 100 are entering their 8th year of continuous use without any loss of performance.

Superior Surface Stability



FieldTurf is a very stable, uniform, predictable system preferred by elite athletes. The world's #1 brand of artificial turf does not contribute to leg fatigue, ankle injuries, ACL and other problems associated with unstable, rubber-filled turf systems.

In terms of playability, ball roll, safety, aesthetics, and durability - there is no surfacing system on the planet that outperforms FieldTurf. Stringent testing procedures have been performed on FieldTurf with surprising results to natural grass enthusiasts. The FieldTurf system provides the ideal amount of energy restitution necessary for athletes to perform at a high level and is the safest surface for athletic contests.

Stronger, Yet Softer 'Low Abrasion' Fiber



Fiber package used consistently since inception. Very low Abrasion Index (similar to natural grass). Proprietary polyethylene «alloy» fiber engineered specifically for the application.

Sewn Seams



The best all sewn seam system on the market. All sewn seams mean durability at the joints and low maintenance in the future. Our superior installation crews have developed the techniques and are the best in the business.

Backing

The backing is made of a combination of permeable woven and non-woven polypropylene fabrics to provide exceptional strength, stability and unmatched vertical drainage. FieldTurf's fibers are tufted (stitched) into the backing material in rows according to a patented wide gauge spacing formula that enables cleats to penetrate the infill material rather than the surface fiber. This provides excellent traction and very low torsional resistance which prevents injuries. Our patented «finger unit system» adds an impermeable coating over the back of each row of stitching, creating a chemical and mechanical bond for enhanced «tuft bind», leaving the rest of the backing material totally permeable and creating rows of drainage channels.



[Home](#) | [Sitemap](#) | [Confidentiality](#) | [Francais](#)

[Artificial Turf by Field Turf](#) | [Artificial_Turf_Lead](#)



TEST REPORT

CLIENT:	Fieldturf Tarkett	REPORT NUMBER:	36479
	2308 Dalton Industrial Court	LAB TEST NUMBER:	1805-9047
	Dalton, GA 30721	DATE:	March 22, 2007

Turf ID	Roll #	Infill System
FTOM IF & IS	48280	1.0 lbs/ft ² Sand (Bottom Layer) 40%/60% Rubber Sand Mix Filled to ¾" Exposed Tuft Height (Top Layer)

INTRODUCTION: Testing Services Inc was instructed by the client to perform testing to determine the rainfall capacity of submitted turf sample

TEST METHOD: ASTM F 1551: Standard Test Methods for Comprehensive Characterization of Synthetic Turf Playing Surfaces and Material

➤ *DIN 18-035 Part 6: Water Permeability of Synthetic Turf Systems and Permeable Bases*

TEST PROCEDURE: An 18" x 18" turf specimen was secured by forming a bottom to an open- ended 8" I.D. diameter, 10" long tube. The tube was marked on the inside in one-inch increments. Water was pumped into the tube at a faster rate than it was exiting. The flow rate was timed as it fell through a 6" marked area within the tube. Three replicate tests were made and averaged for each sample. From this data the flow rate was computed.

TEST RESULTS:

Test Date: March 22, 2007
 Test Environment: 67°F 38% RH
 Turf Construction: Monofilament

Rainfall Capacity: $V=8290d \log(1+6/d) / (1+0.236d)t$

Average Time Thru 6" Zone	gal/min/yd ²	inches/hour
59.9 Seconds	33.7	103.4

Approved By:

Erle Miles Jr VP
 Testing Services Inc

SECTION 02925 - SYNTHETIC TURF

PART 1 - GENERAL

1.1 RELATED DOCUMENTS

- A. Drawings and general provisions of the Contract, including General and Supplementary Conditions and Division 1 Specification Sections, apply to this Section.

1.2 SUMMARY

- A. This Section includes the following:
 - 1. Furnishing all labor, materials, tools and equipment necessary to install, in place, all synthetic turf and infill materials as indicated on the plans and as specified herein. The installation of all new materials shall be performed in strict accordance with the manufacturers written installation instructions, and in accordance with all approved shop drawings.

1.3 SUBMITTALS

- A. Items B, E, F K I and J with the bid if different than specified brand. .
- B. Product Data: For each type of product indicated.
- C. Shop Drawings: Show fabrication and installation details for synthetic turf.
- D. Shop Drawings: Include plans, elevations, sections, details, and attachments to other Work.
- E. Samples for Verification: For the following products, in manufacturer's standard sizes.
 - 1. A 12-inch x 12-inch, minimum sample of the exact synthetic turf and infill system that is specified for this project, if different than specified.
 - 2. Sand / Rubber mix with proper mix ratio, if different than specified.
- F. Manufacturer Certificates: Certified list of twenty-five (25) existing installations of the synthetic turf infill system that is specified for this project within the last three years, including Owner representative and telephone number, attesting compliance with quality assurance information. These fields must comply with the materials section of the specification. All must be located in the continental United States.
- G. Qualification Data: The turf manufacturer must have 25 football specific installations of 65,000 square feet or more of this specific type infill system that have been in use for a minimum of five years all being located in the Continental United States in locations similar in climate to the Northeast USA. These fields shall not have been constructed over an E-Layer (elastic) or a formed under pad.

- H. Turf system must have at least five (5) FIFA recommended / approved installations. These installations must be constructed utilizing the same infill components and methods of installation described within this section. These installations must be located in the United States.
- I. Sample Warranty: Must be provided with bid submittal. Provide a sample pre paid third party insured warranty with the bid. Policy must be in force at time of bid.
- J. Warranties: The Contractor shall provide a warranty to the Owner that covers defects in materials and workmanship of the turf for a period of eight (8) years from the date of substantial completion. The turf manufacturer must verify that their representative has inspected the installation and that the work conforms to the manufacturer's requirements. The manufacturer's warranty shall include general wear and damage caused from UV degradation. The warranty shall specifically exclude vandalism, and acts of God beyond the control of the Owner or the manufacturer. The warranty shall be fully third party insured, pre paid for the entire 8 year term and be non-prorated. The Contractor shall provide a warranty to the Owner that covers defects in the installation workmanship, and further warrant that the installation was done in accordance with both the manufacturer's recommendations and any written directives of the manufacturer's representative. Prior to final payment for the synthetic turf, the Contractor shall submit to owner an insurance policy, guaranteeing the warranty to the Owner. The insurance must reflect the following values: 1) no maximum per claim coverage amount 2) minimum of seven- million dollar annual aggregate 3) must cover full 100% replacement value of total square footage installed at a minimum of \$7.00 per sq ft. 4) pre-paid 8 year third party policy must be issued by a carrier with an A.M. Best rated "A+" or better rating 5) policies that include self insurance or self retention clauses shall not be considered. Policy can not include any form of deductible amount. Policy must be in force at time of bid.
- K. Synthetic turf system shall be approved as ADA Handicap accessible as determined by Test Method - ASTM 1951-99 (Standard Specification for determination of accessibility of surface under and around playground equipment). Proof of passing test report must be submitted with the bid.

1.4 QUALITY ASSURANCE

- A. Installer Qualifications: An authorized representative of synthetic turf manufacturer for installation and maintenance of units required for this Project.
- B. Source Limitations: Obtain synthetic turf through one source from a single manufacturer.
- C. Preinstallation Conference: Conduct conference at Project site to comply with requirements in Division 1 Section "Project Management and Coordination."
- D. All components and their installation method shall be designed and manufactured for use on outdoor athletic fields. The materials as hereinafter specified, should be able to withstand full climatic exposure in the Northeast USA, be resistant to insect infestation, rot, fungus and mildew; to ultra-violet light and heat degradation, and shall have the basic characteristic of flow through-drainage allowing free movement of surface run-off through turf and directly into the prepared granular base and into the field drainage system.
- E. The synthetic turf and components shall be of national reputation with previous use at all levels of competition, including professional and collegiate levels of Football and Soccer and shall

have been in use for a period of not less than three years. The turf fabric shall be produced by the manufacturer and installed by factory-authorized distributors directly employing the installation crew. Manufacturing "jobbers" or installation "subcontractors" shall not be permitted.

- F. The turf manufacturer must be experienced in the manufacture and installation of this specific type of synthetic infilled grass system (comply w/ materials section of this specification) with completed installations in the United States, for at least six (6) years, and have completed at least twenty five (25) installations of this specific type (must comply with description of system under materials section of this specification) within the last three (3) years within the Continental United States.
- G. The turf manufacturer must have 25 football specific installations of 65,000 sf or more of this specific type infill system that have been in use for a minimum of five years all being located in the Continental United States in locations similar in climate to the Northeast USA. These fields shall not have been constructed over an E-Layer or a formed under pad.
- H. Turf system must have at least five (5) FIFA recommended / approved installations. These installations must be constructed utilizing the same infill components and methods of installation described within this section. These installations must be located in the United States.
- I. Prior to the bid and/or Landscape Architect approval of a specified synthetic turf system, the company and manufacturer (if different than company) shall specify in writing that their turf system does not violate any other manufacturers patents, patents allowed or patents pending.
- J. Prior to the beginning of installation, the manufacturer/ installer of the synthetic turf shall inspect the sub base and supply a Certificate of Subbase Acceptance for the purpose of obtaining manufacturer's warranty for the finished synthetic playing surface.

1.5 PROJECT CONDITIONS

- A. Weather Limitations: Proceed with installation only when existing and forecasted weather conditions permit synthetic turf to be performed according to manufacturers' written instructions and warranty requirements.
- B. Field Measurements: Indicate measurements on Shop Drawings.

1.6 WARRANTY

- A. Special Warranty: Turf must maintain an ASTM F 355 G Max of less than 190 for the life of the warranty.
- B. Warranty Period: Eight (8) years from date of Substantial Completion.

PART 2 - PRODUCTS

2.1 MANUFACTURERS

A. Manufacturers: Subject to compliance with requirements, provide products by the following:

1. Fieldturf

. Fieldturf, Inc., (800) 724-2969 or 207-767-4522.

2.2 MATERIALS

A. Synthetic Grass System: A complete synthetic grass system consisting of minimum 2 ½ inch long true monofilament extruded spined fiber, tufted to a double primary porous backing and a porous secondary backing. (flat tape monofilament fiber shall not be acceptable) The fiber shall be a minimum of 8,000 denier, low friction fiber, measuring minimum 2 1/2 inches high. The low friction fiber shall be specifically designed to virtually eliminate abrasion.

1. The tufted fiber weight shall not be less than 36 ounces per square yard. The low friction fiber shall be custom blended polyethylene or a true monofilament extruded spined fiber, treated with UV inhibitors. The tufted rows of fiber are to be spaced ¾" apart.
2. The carpet's primary backing shall be a layered polypropylene fabric treated with W inhibitors. The secondary backing shall consist of an application of porous, heat-activated material to permanently lock the fiber tufts in place. PERFORATED-BACKED CARPET SHALL NOT BE ACCEPTABLE.
3. The carpet shall be delivered in 15 feet wide rolls. The rolls shall be of sufficient length to go from sideline to sideline. Head seams, other than at sidelines, will not be acceptable. Cord for sewing seams of turf shall be as recommended by the synthetic turf manufacturer. Perimeter edge details required for the system shall be as detailed and recommended by the manufacturer, and as approved by the manufacturer.

B. Resilient Layered Infill: A resilient layered infill system consisting of specifically formulated rounded silica sand and cryogenically processed rubber. The infill installation consists of a base layer of sand followed by a homogenous mixture of the sand and the cryogenically processed rubber. A final application of specifically sized cryogenically processed rubber completes the system. SYSTEMS WITHOUT CRYOGENICALLY PROCESSED RUBBER OR A FINISH APPLICATION OF STRAIGHT RUBBER CRYOGENICALLY PROCESSED WILL NOT BE ACCEPTABLE. The sand infill component must represent the majority percentage of the total infill (50% minimum). The total infill amount shall be no less than 7 lbs. per sq.ft.

PART 3 - EXECUTION

3.1 EXAMINATION

- A. Examine substrates and conditions, with Installer present, for compliance with requirements for maximum moisture content, installation tolerances, and other conditions affecting performance of work.
- B. Proceed with installation only after unsatisfactory conditions have been corrected.
- C. The surface to receive the synthetic turf shall be inspected and certified by the manufacturer as ready for the installation of the synthetic turf system and must be perfectly clean as installation commences and shall be maintained in that condition throughout the process. The final subbase surface shall be surveyed by the contractor by means of a laser level with a minimum 500 shots taken (10-foot grid). Based on the contractor's topological survey, the contractor shall fine grade the subbase suitably - including properly rolling and compacting the base. The contractor shall survey the areas that were fine graded and shall submit the final topological survey to the turf installer and the Landscape Architect for approval. **CONTRACTOR SHALL NOT APPROVE THE SUBBASE FOR TOLERANCE TO GRADE WITHOUT OBTAINING THE TOPOLOGICAL SURVEY.**
- D. The installation shall be performed in full compliance with approved shop drawings. Only factory-trained technicians skilled in the installation of athletic caliber synthetic turf systems, working under the direct supervision of the manufacturer's supervisors, shall undertake the placement of the system. The designated Supervisory personnel on the project must be certified, in writing by the turf manufacturer, as competent in the installation of this material, including sewing seams and proper installation of the infill mixture. The manufacturer shall certify the installation and warranty compliance. The surface to receive the synthetic turf shall be inspected and certified by the manufacturer as ready for the installation of the synthetic turf system and must be perfectly clean as installation commences and shall be maintained in that condition throughout the process.

3.2 PREPARATION

- A. Preparation of Subgrade: All topsoil, organic, and non-compactable materials need to be removed.
- B. The soil bed must have a minimum slope of 0.5% or more, depending on the soil analysis, from the longitudinal center of the field towards the sidelines.
- C. The soil bed must be compacted in both directions to attain the specified compaction rate of 95% standard Proctor.
- D. The soil bed must be prepared to tolerances of not more than 1/2" from design grade to allow for even drainage.
- E. A geotextile fabric is required to cover the soil bed.

3.3 INSTALLATION

A. Underdrain System: Install as detailed on the drawings and as recommended by the manufacturer of the synthetic turf system.

B. Synthetic Turf

1. The carpet rolls are to be installed directly over the properly prepared base stone. Extreme care should be taken to avoid disturbing the base stone, both in regard to compaction and planarity. It is recommended that a 2-5 ton static roller shall be on site and available to repair and properly compact any disturbed areas of the base stone.
2. The full width rolls shall be laid out across the field. Utilizing standard state of the art sewing procedures, each roll shall be attached to the next. When all of the rolls of the playing surface have been installed, the sideline areas shall be installed at right angles to the playing field turf. **GLUING OF ROLLS SHALL NOT BE ACCEPTABLE.** This is a 99% sewn installation. Minimum gluing will only be permitted to repair problem areas, and corner completions.
3. Turf panel seams shall be sewn. All turf panel seams shall be sewn with high strength thread. All seams shall be transverse to the field direction; i.e., run perpendicularly across the field. Seams shall be flat, tight, and permanent with no separation or fraying.
4. Synthetic turf shall be installed across the field and attached to the perimeter edge detail. Turf shall be of sufficient length to permit full cross-field installation. No head or cross seams will be allowed.

C. Resilient Layered Infill

1. The blending infill material shall be spread evenly with a large spreader, (minimum 5-foot wide). Between applications the infill area shall be brushed with a motorized rotary nylon broom. Infill depth shall be such that a maximum of ¾ inch of fiber is exposed.
2. The infill system shall be the only acceptable cushioning system. E-layers and formed rubber pads shall be deemed unacceptable as enhancements to meet the necessary safety requirements.

3.4 FIELD QUALITY CONTROL

- A. Testing Agency: Owner will engage a qualified independent testing and inspecting agency to perform field tests and inspections and prepare test reports.
- B. Testing Services: Testing and inspecting of completed applications of synthetic turf system shall take place in successive stages, in areas of extent and using methods as follows. Do not proceed with application of the next stage until test results for previously completed applications show compliance with requirements.
- C. Remove and replace applications where test results indicate that it does not comply with specified requirements.

3.5 FINAL ACCEPTANCE

- A. Prior to Final Acceptance, the Contractor shall submit to the owner three (3) copies of Maintenance Manuals, which will include all necessary instructions for the proper care and preventative maintenance of the synthetic turf system, including painting and striping.
- B. The Contractor shall provide evidence that the turf can be plowed with conventional rubber bladed snow removal equipment.
- C. The finished playing surface shall appear as mowed grass with no irregularities and shall afford excellent traction for conventional athletic shoes of all types. The finished surface shall resist abrasion and cutting from normal use.

3.6 CLEANING

- A. Contractor shall provide the labor, supplies and equipment as necessary for final cleaning of surfaces and installed items. All usable remnants of new material shall become the property of the Owner. The Contractor shall keep the area clean throughout the project and clear of debris. Surfaces, recesses, enclosures, etc., shall be cleaned, as necessary, to leave the work area in a clean, immaculate condition ready for immediate occupancy and use by the Owner.

END OF SECTION 02925

An Idea That Changed an Entire Industry



FieldTurf's founders Jean Prevost and John Gilman, were sportsmen, not carpet-makers; former players and coaches, not turf salesmen. They knew the problems associated with keeping grass fields in top shape - and also the dangers of the early artificial turf products. Despite innumerable obstacles, they dedicated themselves to - and succeeded in - developing a synthetic system with the beneficial bio-mechanical properties of natural grass, combined with the best attributes of synthetics: durability, low maintenance and unlimited playing time.

After consultations with players, coaches and sports medicine experts; after countless trials, formulations and test plots; and after extensive field testing, FieldTurf was born. The first and only system to replicate natural grass, FieldTurf revolutionized the world of turf. And, in many ways, it changed forever the world of sport itself. Pure innovation has taken FieldTurf from an upstart company to the summit of the industry, with over 1900 installations worldwide!


Annual Maintenance Cost

	Natural Grass	FieldTurf
Mowing Equipment	7,068	-
Labor (\$20 per hr)	6,000	1,000
Clipping Removal	2,861	-
Fertilization	4,856	-
Overseeding	466	-
Coring	2,848	-
Topdressing	9,565	-
Thatch Removal	185	-
Monitor Irrigation	846	-
Equip. Depreciation & Fuel	3,500	1,500
Water Cost	5,400	-
Sub Total:	43,595	2,500
Re-Stripping Field Lines		
Labour	5,800	1,000
Material	3,105	1,500
Total:	52,500	5,000

10 year Cost Analysis

	Natural Grass	FieldTurf
Base:	\$280,000	\$280,000
Materials:	\$220,000 (cost of sod)	\$400,000
Maintenance:	\$52,500 X 10 yrs. (annual cost for herbicides, pesticides, re-sodding, water, mowing)	\$5,000 x 10 yrs.
Total:	\$1,025,000	\$710,000
Scheduling:	60 hrs x 26 weeks x 10 yrs = 15,600 hrs	100 hrs x 48 weeks x 10 yrs = 48,000 hrs
Avg. Cost Per Hour of Use:	\$66.31	\$16.13


Notes: Costs are based on a typical 80,000 sq. ft. field. Base material and labor costs vary from state to state. For the purpose of this comparison we have used an average of \$3.50 per sq. ft. for both the Natural Grass and FieldTurf columns.



Tokyo Dome - Japan




Alpha Stadium - USA



Ford Field - USA



Estadio Ricardo Saprissa - Costa Rica



Giants Stadium - USA



Rogers Center - Canada



Oriel Park Stadium - Ireland



Hubert H. Humphrey Metrodome - USA

Table 1.				
Comparison: Ten-year construction and maintenance costs of sand-based natural turf fields and synthetic infill-based fields				
Construction and Maintenance Cost Field size: approximately 2 acres Annual inflation: 3%				
	Existing sand-based field	New sand-based field	New infill-based field (basic installation)	New infill-based field (high-end installation)
Initial Construction	\$0	\$1,000,000	\$600,000	\$1,000,000
First-year maintenance cost	\$40,000	\$40,000	\$3,500	\$25,000
10-year maintenance cost	\$458,600	\$458,600	\$40,120	\$326,190
<hr/>				
10-year total cost	\$458,600	\$1,458,600	\$640,120	\$1,326,190
<hr/>				
Average cost per year	\$45,860	\$145,860	\$64,012	\$132,619
<hr/>				
Note: All estimates are derived from average costs cited by active sports turf managers.				
Source: "Natural vs. Synthetic Fields: Comparing the Costs," By Dr. A.J. Powell, University of Kentucky Presented at the 16th Annual STMA Conference, Phoenix, AZ, January 2005				

Table 2.			
Comparison: Sand-based natural turf fields and synthetic infill-based fields			
Construction/maintenance cost over 20 years assuming replacement at 10 years			
	Existing sand-based field	New sand-based field	New infill-based field (basic installation)
Average cost per year (from Table 1)	\$45,860	\$145,860	\$64,012
Replacement cost	\$25,000	\$25,000	\$570,000
10- to 20-year maintenance cost	\$598,704	\$598,704	\$52,362
<hr/>			
20-year total cost	\$1,082,304	\$2,082,304	\$1,262,482
<hr/>			
Average cost per year over 20 years	\$54,115	\$104,115	\$63,124
<hr/>			
Note: All estimates are derived from average costs cited by active sports turf managers.			
Source: "Natural vs. Synthetic Fields: Comparing the Costs," By Dr. A.J. Powell, University of Kentucky Presented at the 16th Annual STMA Conference, Phoenix, AZ, January 2005			

Table 3.			
Comparison: Sand-based natural turf fields and synthetic infill-based fields			
Cost per Use			
	Existing sand-based field	New sand-based field	New infill-based field (basic installation)
Average cost per year (from Table 1)	\$45,860	\$145,860	\$64,012
<hr/>			
Uses per year (restricted use)	40	40	100
Cost per use	\$1146	\$3646	\$640
<hr/>			
Uses per year (minimum restrictions)	100	100	600
Cost per use	\$459	\$1459	\$107
<hr/>			
Note: All estimates are derived from average costs cited by active sports turf managers.			
Source: "Natural vs. Synthetic Fields: Comparing the Costs," By Dr. A.J. Powell, University of Kentucky Presented at the 16th Annual STMA Conference, Phoenix, AZ, January 2005			

Table 4.					
Comparison: Soil-based natural turf fields and synthetic infill-based fields					
Construction and Maintenance Cost Field size: approximately 2 acres Annual inflation: 3%					
	Existing soil-based field maintained on contract	Existing soil-based field maintained with existing staff (DIY)	New soil-based field (high-end installation and maint.)	New infill-based field (basic installation)	New infill-based field (high-end installation and maint.)
Initial Construction			\$50,000	\$600,000	\$1,000,000
First-year maintenance cost	\$20,000	\$7,000	\$15,000	\$3,500	\$25,000
10-year maintenance cost	\$229,358	\$80,275	\$172,018	\$40,120	\$326,190
<hr/>					
10-year total cost	\$229,358	\$80,275	\$222,018	\$640,120	\$1,326,190
<hr/>					
Average cost per year	\$22,936	\$8,028	\$22,202	\$64,012	\$132,619
<hr/>					
Note: All estimates are derived from average costs cited by active sports turf managers.					
Source: "Natural vs. Synthetic Fields: Comparing the Costs," By Dr. A.J. Powell, University of Kentucky Presented at the 16th Annual STMA Conference, Phoenix, AZ, January 2005					

<p>Subject: Installation of Synthetic Turf Fields at High Schools</p> <p>Policy Reference: IGDA</p> <p>Strategic Plan Goal Reference: V</p>	<p>Date: September 27, 2007</p> <p>Enclosures: <u>6</u></p> <p>REASON FOR CONSIDERATION:</p> <p>Action <u> X </u> Information</p>
---	---

Background

On August 9, 2007, the School Board received information from Monticello High School administrators regarding their community's interest in raising funds for the purchase and installation of a synthetic turf field for their stadium field. At that meeting the Board requested they receive information regarding the following questions?

- How safe are turf fields?
- What is the longevity of a turf field?
- What kind of temperature difference is there on a turf field versus a natural grass field?
- What environmental impact will synthetic turf fields create?
- What is the cost benefit of a synthetic turf field versus a natural grass field?
- What funding is available to install synthetic turf fields at the other high schools if one is installed at Monticello?

Administrative Consideration (Rationale)

Since the August 9 meeting, staff has received information that a private donor is willing to contribute \$1.5 million dollars toward the purchase of synthetic turf fields for each of four area high schools by donating \$375,000 to each of the following schools: Albemarle High School, Charlottesville High School, Monticello High School and Western Albemarle High School. The previously estimated cost for one field was \$800,000; however, a better price may be able to be negotiated for multiple fields.

Staff has worked with Parks and Recreation to review data to answer the questions submitted by the Board. Supporting documentation is attached.

How safe are turf fields?

Natural grass fields often provide an uneven surface, which can compact to hard, high impact areas or slippery, unpredictable mud conditions. In contrast, turf fields provide an even, consistent surface that lends to fewer injuries. All-rubber infill material softens impact, provides positive traction and better, more consistent surface. About 40% fewer injuries have been observed on some turf fields. An independent study reported in the *American Journal of Sports Medicine* written by Barnhill and Meyers indicates that significant and unique injury differences exist between playing surfaces. More 0-day time loss injuries, more non-contact injuries, and more abrasions/lacerations were reported on FieldTurf and more 1-2 day time loss injuries, more contact injuries, more 22+ days time loss injuries, and more neural injuries were reported on natural grass fields.

What is the longevity of a synthetic turf field?

The estimated life of the synthetic turf field is 12 years. However, the initial investment is much greater than the replacement cost because the sub-base, drainage, concrete and other miscellaneous improvements that are required during the initial construction process have a useful life of at least 50 years and can be used for subsequent turf surfaces.

What kind of temperature difference is there on a turf field versus a natural grass field?

In a study completed by C. Frank Williams and Gilbert E. Pulley at Brigham Young University, the average surface temperature between 7:00 a.m. and 7:00 p.m. in June of 2002 on a synthetic turf field was 117.04 degrees while a natural grass field was 78.19 degrees, concrete was 94.08 degrees, and asphalt was 109.62 degrees. Methods for cooling the synthetic turf include watering it down before use during hot, sunny days. Strategies for students include more frequent water breaks and lighter clothing.

What environmental impact will synthetic turf fields create?

There is a requirement for catch basins for water runoff and drainage systems. Some articles indicate concern for global warming because of the heat generated from the synthetic surface.

What is the cost benefit of a synthetic turf field versus a natural grass field?

In the same study from Brigham Young it is reported that for every dollar spent on maintenance of the synthetic turf, one dollar and thirty cents was spent on natural grass. Another analysis from Sports Engineering Technologies, Inc. indicates that a natural grass field requires over \$50,000 in supplies, equipment, and labor costs while a synthetic field requires grooming with a broom and is expected to require about \$5,000 in labor and maintenance costs per year.

What are the advantages of synthetic turf and natural grass fields?

Turf fields are designed for extensive, heavy-duty use and can withstand 10 times the activity of a natural grass field. The surface allows for more consistency in playing surface. Synthetic turf fields are able to be used in inclement weather without worry of damage. Grass fields provide cooler playing surfaces. Because of durability, synthetic turf fields provide better access for multiple sports, marching band practice and competition, and community-based youth activities and sports.

What funding is available to install synthetic turf fields at the other high schools if one is installed at Monticello?

To date, a private donor is willing to contribute approximately half of the cost of purchasing and installing a synthetic turf field at each of four high schools. Albemarle, Monticello, and Western Albemarle each have a plan for raising the additional costs through contributions from other private donors, donation of services, and fundraising. Parks and Recreation staff indicate a strong interest in redirecting funds to support the installation of synthetic turf fields.

Budget Implications (Short and Long Term)

The initial cost of purchasing and installing synthetic turf fields at each high school will be paid by private donors, partnerships, and fundraising efforts at each high school. Maintenance costs for each year will be reduced.

Recommendation/Future Direction/Time Line

Discuss the advantages and disadvantages of synthetic turf fields and take action as to whether to allow the fields to be constructed at each high school if funding is available.

NEWS from CPSC

U.S. Consumer Product Safety Commission

Office of Information and Public Affairs

Washington, DC 20207

FOR IMMEDIATE RELEASE

July 30, 2008

Release #08-348

CPSC Hotline: (800) 638-2772

CPSC Media Contacts: (301) 504-7908

CPSC Staff Finds Synthetic Turf Fields OK to Install, OK to Play On

WASHINGTON, D.C. - The U.S. Consumer Product Safety Commission (CPSC) staff today released its [evaluation](#) (pdf) of various synthetic athletic fields. The evaluation concludes that young children are not at risk from exposure to lead in these fields.

CPSC staff evaluation showed that newer fields had no lead or generally had the lowest lead levels. Although small amounts of lead were detected on the surface of some older fields, none of these tested fields released amounts of lead that would be harmful to children.

Lead is present in the pigments of some synthetic turf products to give the turf its various colors. Staff recognizes that some conditions such as age, weathering, exposure to sunlight, and wear and tear might change the amount of lead that could be released from the turf. As turf is used during athletics or play and exposed over time to sunlight, heat and other weather conditions, the surface of the turf may start to become worn and small particles of the lead-containing synthetic grass fibers might be released. The staff considered in the evaluation that particles on a child's hand transferred to his/her mouth would be the most likely route of exposure and determined young children would not be at risk.

Although this evaluation found no harmful lead levels, CPSC staff is asking that voluntary standards be developed for synthetic turf to preclude the use of lead in future products. This action is being taken proactively to address any future production of synthetic turf and to set a standard for any new entrants to the market to follow.

As an overall guideline, CPSC staff recommends young children wash their hands after playing outside, especially before eating.



Consumers can also view a [video clip \(transcript\)](#) about lead and synthetic turf. This is in "[streaming video](#)" format.

[Send the link for this page to a friend!](#) The U.S. Consumer Product Safety Commission is charged with protecting the public from unreasonable risks of serious injury or death from thousands of types of consumer products under the agency's jurisdiction. The CPSC is committed to protecting consumers and families from products that pose a fire, electrical, chemical, or mechanical hazard. The CPSC's work to ensure the safety of consumer products - such as toys, cribs, power tools, cigarette lighters, and household chemicals - contributed significantly to the decline in the rate of deaths and injuries associated with consumer products over the past 30 years.

To report a dangerous product or a product-related injury, call CPSC's Hotline at (800) 638-2772 or CPSC's teletypewriter at (800) 638-8270. To join a CPSC e-mail subscription list, please go to <https://www.cpsc.gov/cpsclist.aspx>. Consumers can obtain recall and general safety information by logging on to CPSC's Web site at www.cpsc.gov.

“Synthetic Surface Heat Studies”

C. Frank Williams and Gilbert E. Pulley

Brigham Young University

Synthetic turf surfaces have long been regarded as a lower maintenance alternative to natural turf. However, synthetic surfaces like natural turf have their shortcomings. In the spring of 2002 a Field Turf synthetic surface was installed on one half of Brigham Young University’s Football Practice Field. The other half of the installation is a sand-based natural turf field. Shortly after the Field Turf was installed football camps were started. The coaches noticed the surface of the synthetic turf was very hot. One of the coaches got blisters on the bottom of his feet through his tennis shoes. An investigation was launched to determine the range of the temperatures, the effect water for cooling of the surfaces, and how the temperatures compared to other surfaces.

On June of 2002 preliminary temperatures were taken at five feet and six inches above the surface and at the surface with an infrared thermometer of the synthetic turf, natural turf, bare soil, asphalt and concrete. A soil thermometer was used to measure the temperature at two inches below the surface of the synthetic turf. Also, water was used to cool the surface of the natural and artificial turf. It was determined that the natural turf did not heat up very quickly after the irrigation so only the artificial turf was tracked at five and twenty minutes after wetting. The results of the preliminary study are shocking. The surface temperature of the synthetic turf was 37° F higher than asphalt and 86.5° F hotter than natural turf. Two inches below the synthetic turf surface was 28.5° F hotter than natural turf at the surface. Irrigation of the synthetic turf had a significant result cooling the surface from 174° F to 85° F but after five minutes the temperature rebounded to 120° F. The temperature rebuilt to 164° F after only twenty minutes. These preliminary findings led to a more comprehensive look at the factors involved in heating of the artificial turf.

Three aspects of light were measured along with relative humidity. The synthetic surface was treated as two areas, the soccer field and the football field and the natural turf was one area. Four randomly selected sampling spots were marked with a measuring tape from reference points on the fields so it could be accessed for subsequent data collection. Bare soil, concrete, and asphalt sampling areas were selected and marked in a similar manner. The results are shown in table form below:

Table 1.

Surface	Average Surface Temperature between 7:00 AM and 7:00 PM	
Soccer	117.38° F	high 157° F
Football	117.04° F	high 156° F
Natural Turf	78.19° F	high 88.5° F
Concrete	94.08° F	
Asphalt	109.62° F	
Bare Soil	98.23° F	

Table 2.

Two inch depth	Average Soil Temperature between 7:00 AM and 7:00 PM	
Soccer	95.33° F	high 116° F
Football	96.48° F	high 116.75° F
Natural Turf	80.42° F	high 90.75° F
Bare Soil	90.08° F	

Table 3.

Shade	Average Temperature between 9:00 AM and 2:00 PM	
Surface Temperature of Natural Turf	66.35° F	high 75° F
Surface Temperature of Artificial Turf	75.89° F	high 99° F
Average Air Temperature	81.42° F	

Surface Temperature of A.T. (Artificial Turf) is significantly higher than air or soil temperature of A.T. The amount of light (electromagnetic radiation) has a greater impact on temperature of A.T. than air temperature. The hottest surface temperature recorded was 200° F on a 98° F day. Even in October the surface temperature reached 112.4° F. This is 32.4° F higher than the air temperature. White lines and shaded areas are less affected because of reflection and intensity of light. Natural grass areas have the lowest surface and subsurface temperatures than other surfaces measured. Cooling with water could be a good strategy but the volume of water needed to dissipate the heat is greatly lessened by poor engineering (infiltration and percolation).

Average air temperature over natural turf in the late afternoon is lower than other surfaces. Soil temperature of A.T. is greater than bare soil and natural turf. Humidity appears to be inversely related to surface and soil temperature. It is likely that energy is absorbed from the sunlight by the water vapor.

The heating characteristics of the A.T. make cooling during events a priority. The Safety Office at B.Y.U. set 120° F as the maximum temperature that the surface could reach. When temperature reaches 122° F it takes less than 10 minutes to cause injury to skin. At this temperature the surface had to be cooled before play was allowed to continue on the surface. The surface is monitored constantly and watered when temperatures reach the maximum. The heat control adds many maintenance dollars to the maintenance budget.

A budget comparison was made using actual dollars spent and for every dollar spent on the A.T. maintenance one dollar and thirty cents was spent on the natural turf (N.T.) practice field. While construction costs are very unbalanced, for every dollar spent on the N.T. eleven dollars and seventy-seven dollars were spent on the A.T.

The area under the carpet of BYU's installation is designed to move water from the surface and into an extensive drain mat system. This part of the installation is two thirds of the overall cost of the A.T. Thus, for a 2.5 million dollars installation approximately 1.7 million dollars go for the subsurface and drainage. The most interesting thing about this is that the drain mat probably sees little or no water. The surface is hydrophobic and the undersurface is poorly engineered to favor water retention rather than drainage. That seems like a high price to pay for something that does not work!

Artificial turf surfaces have their place in the turf industry. They can work in environments where grass will not grow and are marginal. However, they are costly and not maintenance free. It is important to take all the factors in to consideration before making a large investment. Don't take the manufacture's word for the factors of concern i.e. don't let the fox guard the hen house. The propaganda on BYU's installation is charts with surface temperatures less than the air temperature and claims for drainage of 60 inches per hour. The question still remains is A.T. 11.47 times better than natural turf?

Artificial Turf: Does it Increase the Risk of Sports Injuries?

Email | Print | Share

An exploration of the effectiveness of cleats on artificial turf

Mark Drakos, MD
2008 Sports Medicine Fellow, Hospital for Special Surgery

Departments and Services

[Sports Medicine and Shoulder Service](#)

Early Artificial Turf: Ankle Sprains, Concussions and Major Knee Injuries

Artificial turf has been in use for over 40 years. The initial premise was to use nylon and other synthetic materials to create a surface which was simple to maintain and could be used for indoor stadiums. History has shown us that this noble goal is quite a challenge and a frequent subject of controversy.

Related Patient Articles

[The "High Ankle Sprain:" What's the difference?](#)

[Concussion in the Athlete](#)

[Stiff Big Toe \(Hallux rigidus\)](#)

AstroTurf™ was among the earliest artificial turfs first introduced in the mid 1960's. Initially it was praised for durability and minimal expense for upkeep. However, the novelty was eventually replaced by skepticism. Physicians and trainers began to notice that players were injured with a greater frequency on the artificial turf. These injuries included [anterior cruciate ligament \(ACL\) tears](#), [concussions](#), and [ankle sprains](#).

Newsroom

[When Arthritis Inflames the Big Toe...Which Athletes are Vulnerable?](#)

John Powell from the University of Iowa was among the first to quantify the higher incidence of these injuries. He published a paper in 1992 which showed that professional football teams had more major knee injuries on artificial turf when compared to natural grass. Certain other injury patterns, such as turf burns and [turf toe](#), were unique to artificial turf. Furthermore, players complained of greater muscle soreness when compared to playing on a natural grass surface.

Modern Artificial Turf Surfaces

Since that time, artificial turf companies have made significant strides to simulate more natural surfaces. Specifically, modern turfs are typically "infill" surfaces. The infill is composed of rubber (crumb rubber) or silica pellets and can be mixed with sand. The purpose of this infill is to simulate the dirt in between the blades of natural grass. This gives the field a more "grass-like" feel than traditional artificial turfs. Examples include FieldTurf™, AstroTurf Gameday Grass™, Sportsex Momentum Turf™, and SprinTurf™. These fields have nylon or polyethylene fibers which attempt to replicate blades of grass. They have

different heights and widths, depending on the manufacturer and specific sport for which the surface was designed.

Despite these modern advancements, the effect of the artificial turf on injury rates is still controversial. Players can still appreciate differences in texture and playability. Most scientists feel that there are two specific material properties of the turf which can affect injury rates: the coefficient of friction, and the coefficient of restitution.

Coefficient of Friction: This relates to how sticky or “grabby” the surface is and how much force it will take for a planted foot to slip. For surfaces with high coefficients of friction (e.g. old AstroTurf™) this requires a large amount of force. It is these surfaces on which players say their foot gets “caught in the turf.” Studies have shown that there is a higher incidence of ACL injuries with surfaces that have a higher coefficient of friction.

Coefficient of Restitution: This is defined as the ability of a field to absorb shock. It is measured by using the G-Max value where one “G” represents one unit of gravity. The United States Consumer Products Safety Commission (USCPSC) has determined that fields with a G-Max of greater than 200 are unsafe for athletic play. For example, concrete has a high G-Max level and grass has a low G-Max level. Athletic fields with a high G-Max level place more impact upon the athlete during a collision with the field. This translates to higher injury and concussion rates.

Artificial Turf in the Recent Press

In the past year, three artificial turf fields in New Jersey were closed due to high lead levels. These were older fields in which the lead levels were higher within the actual fibers of the artificial turf.

The U.S. Consumer Product Safety Commission conducted an investigation of these surfaces and found that young children were not at risk from this lead exposure. Moreover, newer fields had no lead or had lower levels. The commission has still asked for the development of voluntary standards to prevent the inclusion of lead in future products.

Similarly, the carcinogenic effects of crumb rubber have also been investigated. To date, there is no research demonstrating a higher incidence of lead toxicity or cancer from using artificial surfaces. The New York State Department of Health has launched their own investigation into these potential hazards, and their report is expected soon.

Artificial Turf vs. Natural Grass: An Ongoing Debate

Natural grass fields are not free from problems either. There are studies which demonstrate that playing on a grass surface that is not well maintained may also increase injury rates.

This issue has become particularly important in cold-weather climate areas such as Green Bay, Minnesota, New England, and New York. In these areas the weather can take a heavy toll on the fields, making them dangerous, despite the best efforts of ground crews.

Furthermore, many of the professional stadiums are high traffic arenas where high school and college teams may play in addition to concerts, car shows, and other events. These circumstances virtually preclude the maintenance of a natural grass field within safe limits.

The Future of Playing Surfaces: Injury Prevention and Playability

To date, the optimum field conditions for both injury prevention and playability have yet to be determined. Ongoing research will help to determine which artificial fields are the safest, and it will also help to develop modifications of the existing products to reproduce the mechanical properties of a well-maintained grass.

As team physicians for the New York Giants, we join a team of athletic trainers and administrators working to further investigate these issues and provide the optimal playing conditions at the New Meadowlands stadium.

posted 8/21/2008

[Contact HSS](#) | [Give to HSS](#) | [Maps and Directions](#) | [Notice of Privacy Practices](#) | [Terms of Use](#) | [Joint Commission Notice](#) | [HSS Staff Login](#)

©2008 Hospital for Special Surgery. 535 East 70th Street, New York, NY 10021



Synthetic Turf

Joel Forman, MD, Associate Professor, Department Community and Preventive Medicine, Associate Professor and Vice-Chair for Education Department of Pediatrics, Mount Sinai School of Medicine, New York, NY 10029, USA.

Second generation synthetic turf is an artificial field surface made up of a complex layered structure including a drainage layer, a shock absorbing layer, and a surface layer. The surface layer is composed of plastic blades that simulate grass and ground rubber particle 'infill' that keeps the blades upright while providing a grass-like surface. This system is vastly superior to the original artificial turf design, AstroTurf, which was essentially a spongy carpet on top of a hard backing. AstroTurf was notoriously unpopular with athletes because of its hard surface and increased injuries compared to natural grass fields. Because synthetic turf offers the potential for nearly full-time use and low maintenance, communities have rushed to install many of these fields in schools and parks over the last decade.

As obesity has become epidemic in the United States and the specter of dramatically increased health burdens looms, communities, particularly in urban areas with limited recreation space, have looked for ways to make sports fields more available to the public. Manufacturers of synthetic turf tout advantages like overall lower costs due to reduced maintenance expenses, durability in varied weather conditions, and continuous access. Other advantages may include reduced carbon emissions (no gas powered mowers needed), water conservation (no need to water), and a use for recycled tires (ground up to make the infill).

Unfortunately, synthetic turf comes with a host of established and potential health risks. The most well established risk is excessive heat. These surfaces are dramatically hotter than natural grass fields reaching temperatures of 173 degrees Fahrenheit on a 98 degree day in a University of Missouri study. The propensity for these fields to be very hot raises concerns of burns, dehydration, and heat exhaustion in children using these fields in the summer. In addition, excessive heat may limit the availability of these fields in hot weather and/or require watering to cool the surfaces, partially negating the potential water conservation benefit.

There is also some evidence that the additive effect of many such fields may contribute to the urban heat island effect.

Another significant risk appears to be an increased risk of skin infections from 'turf burns'. These breaks in the skin can become infected, particularly when there are additional risk factors like poor hygiene, sharing of towels and sports equipment, and contaminated therapeutic interventions like whirlpool baths. Several CDC investigations have documented 'turf burns' from second generation synthetic turf fields as a risk factor in clusters of MRSA (methicillin resistant staph aureus) infections.

Finally, there is significant concern about potential toxic exposures from the infill rubber which is often made from recycled tires. This infill can contain potential carcinogens like polycyclic aromatic hydrocarbons (PAHs) as well as toxic metals like lead, chromium, and zinc. Several small studies have documented volatilization of these substances into the air and leaching into water. Infill rubber does not stay on the field and can be found in run-off as well as stuck to the clothing of children who play on these fields. There is very limited research about the extent of human exposures to these toxins and their potential health effects.

Although the desire to improve access to recreational sports fields is clearly well intentioned the risks that accompany synthetic turf need to be carefully considered. Modern natural grass system fields have made substantial advances in the last decade and should be given careful consideration as an alternative to synthetic turf installations. Although such natural grass fields may not offer the full time access that synthetic fields can potentially provide, they have become much more durable, easier to maintain, and more accessible than old natural grass fields and may compare quite favorably in terms of costs. Given the uncertainty of the environmental and health risks associated with synthetic turf, communities should carefully consider all of the alternatives available including modern natural grass systems when they work to improve the availability of sports fields for children.

What can parents do? Parents should insist that their communities, schools, and parks departments carefully consider all of the issues related to synthetic turf and include health risks from synthetic turf, alternatives like advanced modern natural grass fields, and a

balanced cost comparison of the various options in their decision making. When dealing with already installed synthetic turf fields parents should:

- Do not use the turf fields on extremely hot days.
- Be sure to clean and monitor any “turf burns” obtained while playing.
- Attempt to remove all pellets from shoes and clothes prior to leaving the fields.
- At home, shake out your children’s equipment and clothes in the garage or over the garbage.
- Have your child shower and wash thoroughly after playing on the field.

H. Public Input - Consultant Team Stakeholder Meeting Notes

An important aspect of developing recreation facilities master plan for the City of Portsmouth is having strong public input from a variety of sources. A number of different public input mechanisms were utilized to gather information from citizens of the city.

Stakeholder Meetings – A total of 9 sessions were held with various governmental agencies and special interest groups in the City in July and September 2009.

Community Meetings – Public input community meetings were held on June 16th 2009, December 16th 2009, and February 18th 2010. These meetings were open to anyone in the community.

What follows is a summation of the findings from the Stakeholder Meetings (Separate sections of the report address the Community Input session comments):

Stakeholder Sessions:

- Athletic Fields User Group
- Activate Portsmouth
- City of Portsmouth Recreation Staff
- Town of Kittery
- Town of Greenland
- Seacoast Family YMCA
- Pease Development Authority (Conducted by City of Portsmouth Staff Only)
- Wentworth Connections-senior services (Conducted by City of Portsmouth Staff Only)
- New Heights (Conducted by City of Portsmouth Staff Only)

Each of these organizations was asked a series of questions regarding future recreation facility needs in the Portsmouth area.

The following is a general summary of the findings from each stakeholder session:

Athletic Fields User Group – This session had representatives from many of the youth and adult sports groups in the greater Portsmouth area. It should also be noted that each of the sports organizations were asked to fill out an extensive survey of current field uses and future needs.

- The city only has 3 rectangular fields to serve football, soccer, field hockey and lacrosse. However all of these fields are lighted. These fields have to serve an ever growing youth soccer demand as well as the burgeoning sport of lacrosse. Lacrosse is now the fastest growing sport on the youth level nationally.
- There are a total of 9 game quality “diamonds” that can be used for softball and baseball but are also used for some practice fields for rectangular field sports. However only 4 of these fields are lighted and only 4 can accommodate adult sports.
- A number of sports organizations have to limit the size of their program and the number of teams due to the lack of fields.

- Most organizations are heavily utilizing fields in Newington and Greenland to support their programs due to the lack of fields in Portsmouth proper.
- There is an interest in adding more adult sports programs but there are no fields available for this purpose.
- Due to the acute demand for fields, most take on a multipurpose role where they are utilized for a variety of sports practices. This does not allow for much (if any) down time for fields to recover.
- Portsmouth Middle School has very limited fields and the elementary schools have virtually no fields to support their own needs.
- It is difficult for most youth sports organizations to host tournaments due to the lack of field time at existing fields and more importantly because no multi-field complex exists.
- Other field concerns include:
 - Lack of restrooms at most all of the fields
 - More fields need to be lighted
 - A lack of parking at all fields
 - Safety issues with fields being too close to major roads
- Priorities for additional fields are in the following areas.
 - Two to three rectangular fields to support soccer, football and lacrosse. Preferably these fields should be lighted and turfed. Turfing the 3 existing fields would reduce the demand for additional fields by 1 to 2.
 - Two to three youth sized baseball fields. Ideally these fields would also be lighted.
 - Two to three softball fields that can support adult softball. Ideally these fields would also be lighted.
 - Locating as many of the new fields as possible at a single location to allow for tournaments to take place.

Activate Portsmouth – Several members of Activate Portsmouth were present for this session.

- They would like to see the City commit to a year round innovative, multi-purpose, indoor recreation center. This should have a strong regional appeal, be multigenerational, and a green building.
- A multi-use aquatic center should be the anchor for the facility. The aquatics area needs to have a competitive pool, leisure pool and therapy pool.
- A project of this size will need partners such as the hospital, neighboring communities and private industry.
- A multigenerational recreation center will be an economic generator for the area and will promote a healthy lifestyle.

City of Portsmouth Recreation Staff – A number of full-time and part-time staff were present for this session.

- The current indoor pool is not able to adequately meet the aquatic needs of the community. Without a zero depth entry the needs of the handicapped population cannot be appropriately served. Family change rooms are essential for a pool. A second warmer water pool is needed for lessons, youth and senior use.
- The City needs to consolidate most of its recreation facilities into one single multipurpose recreation center.
- Parking is a problem at every City facility.
- Most of the users of Spinnaker Point are seniors and the facility really functions more as a senior center.
- All of the City's recreation facilities need repairs or upgrades.
- Building a single multipurpose recreation center will require partners and the other communities should help to fund a regionally based facility.

Town of Kittery – This session was held with several members of the Town's staff and elected officials.

- They currently operate the Kittery Community Center which is a small passive use recreation building that needs to be upgraded and expanded but they are unable to do this on the existing site. The Town also uses a portion of the old Frisbe school for recreation, afterschool, and summer youth programs.
- The Town hopes to eventually renovate the old Frisbe School into a recreation center and library. They also have an interest in building an indoor aquatic center at some point in the future.
- The Town is interested in exploring a possible partnership with the City of Portsmouth to use or develop an indoor recreation center in Portsmouth. They understand that this will not be easy to do. A site that is close of Kittery would be crucial.
- Recreation needs in the area include more playing fields, better use of school facilities and the need for a regionally based aquatic center.

Town of Greenland – A session was held with two members of the recreation commission.

- They currently offer a number of youth sports programs and also several environmental education programs. Most all of their staff are volunteers.
- The Town has a number of sports fields that are used by a number of sports groups including organizations from Portsmouth. The Town hopes to add more fields in the future and possibly even a small community center (not likely to happen anytime soon) as well as an expanded library.
- The YMCA has a camp in Greenland and they offer a number of recreation programs and services from this location.

- While Greenland itself does not need additional playing fields the region does. Recreation needs should be looked at on more of a regional basis but many people in the area do not like to travel to Portsmouth to use their fields and other amenities due in part to the non-resident fee that is charged.
- The Town might be willing to look at a partnership with Portsmouth to develop a regional indoor recreation facility. This could be an annual payment to buy down rates or possibly a small capital contribution. This would be a decision for the Town's Selectmen.
- There does need to be a more regional approach to providing recreation programs.
- Many people come from Newington to Greenland to use their fields even though they do have a full sized baseball field and a multipurpose field. Rye runs their own programs on their own fields.

Seacoast Family YMCA – This session was held with the Executive Director of the YMCA.

- This regionally based facility has 5,000 members and is a full service recreation facility that includes an indoor and outdoor pool, fitness amenities and classroom space. They hope to do some small renovations in the near future. They know that there is a need for a much larger weight/cardio area. They primarily serve youth and families.
- The YMCA has approximately 7 acres of buildable space next to the center.
- The YMCA also runs a camp in Greenland which also serves as a site that provides programs for the residents of the area.
- The YMCA is focusing its efforts on reducing its current debt on the existing facility. There has even been some talk about possibly selling off the current Y property and partnering with the Community Campus on a facility. They will need to change their membership structure and fees to generate more income.
- There is some limited interest in pursuing a partnership with the City for recreation program or facilities. Their pool is currently under utilized and could be used for City aquatic programs. The City could help to subsidize their operation in return for reduced rates for residents. The Y is not sure about being a potential equity partner for a new facility. They do not have much money and would have difficulty raising money for such a project.

Pease Development Authority – This session was held with two members of the Authority.

- The purpose of this stakeholder session was to identify any possible sites for possible additional recreation uses.
- The existing City softball field at Pease was identified as a possible site for additional fields but it was later determined to be too small for further development.
- The Tenants Association at Pease could be another source for identifying additional sites.

Wentworth Connections and Living Innovations – A session was held with the directors of these two organizations who provide senior services in Portsmouth.

- There is a long-term commitment by both organizations to continue to provide services to seniors across all ability levels into the future. This includes mostly passive programming at its facility at Parrot Avenue as well as day-trips.
- There is an interest in coordinating senior programming and assisting the population served by Wentworth Connections to access City of Portsmouth programming and facilities (Spinnaker). Likewise, there was interest in not duplicating services or programmatic offerings.
- It is expected that there will be renovations/upgrades to the Wentworth Connections building in the near future. Additional parking is being completed now.

New Heights – This session was held with the director of the facility.

- The facility is owned by the Foundation for Seacoast Health and is located at the Community Campus. It contains a gym, climbing wall and teen center. There are also several outdoor sports fields.
- New Heights is willing to have the City utilize their facility when it is not in use for its own functions. However, there are limited times that are available.