

Elwyn Park Neighborhood Feasibility Study for Sidewalks and Traffic Calming

Survey Response – November 2019

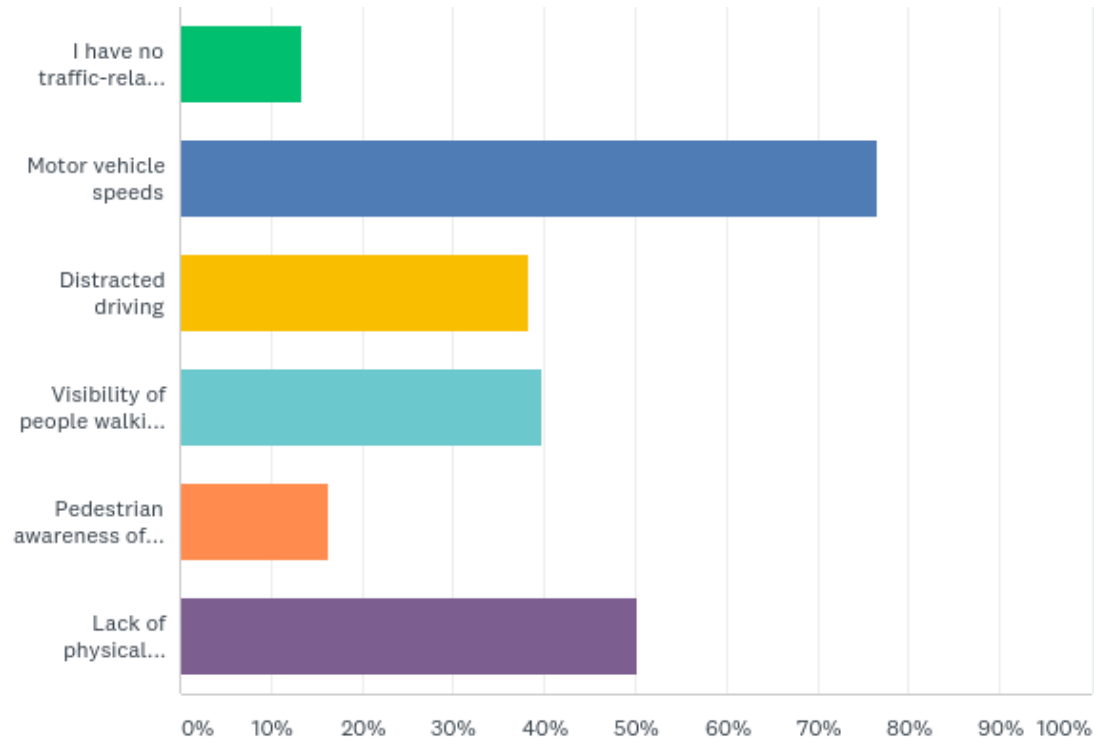
201

Total Responses

Complete Responses: 182

Q1: Do you have any traffic-related safety concerns for the streets within your neighborhood? (check all that apply)

Answered: 201 Skipped: 0



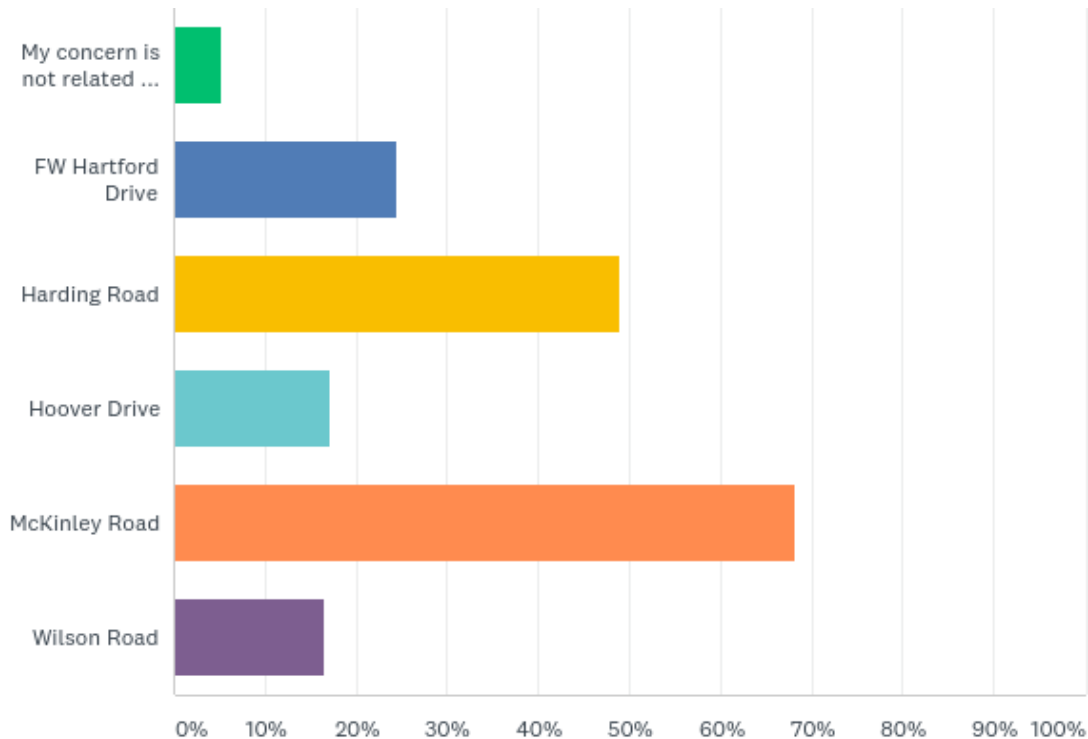
Q1: Do you have any traffic-related safety concerns for the streets within your neighborhood? (check all that apply)

Answered: 201 Skipped: 0

ANSWER CHOICES	RESPONSES
I have no traffic-related safety concerns	13.43% 27
Motor vehicle speeds	76.62% 154
Distracted driving	38.31% 77
Visibility of people walking or children playing in the street	39.80% 80
Pedestrian awareness of traffic safety rules	16.42% 33
Lack of physical separation between people walking and people driving	50.25% 101
Total Respondents: 201	

Q2: Along which roadways in Elwyn Park do motor vehicle speeds most concern you? (check all that apply)

Answered: 151 Skipped: 50



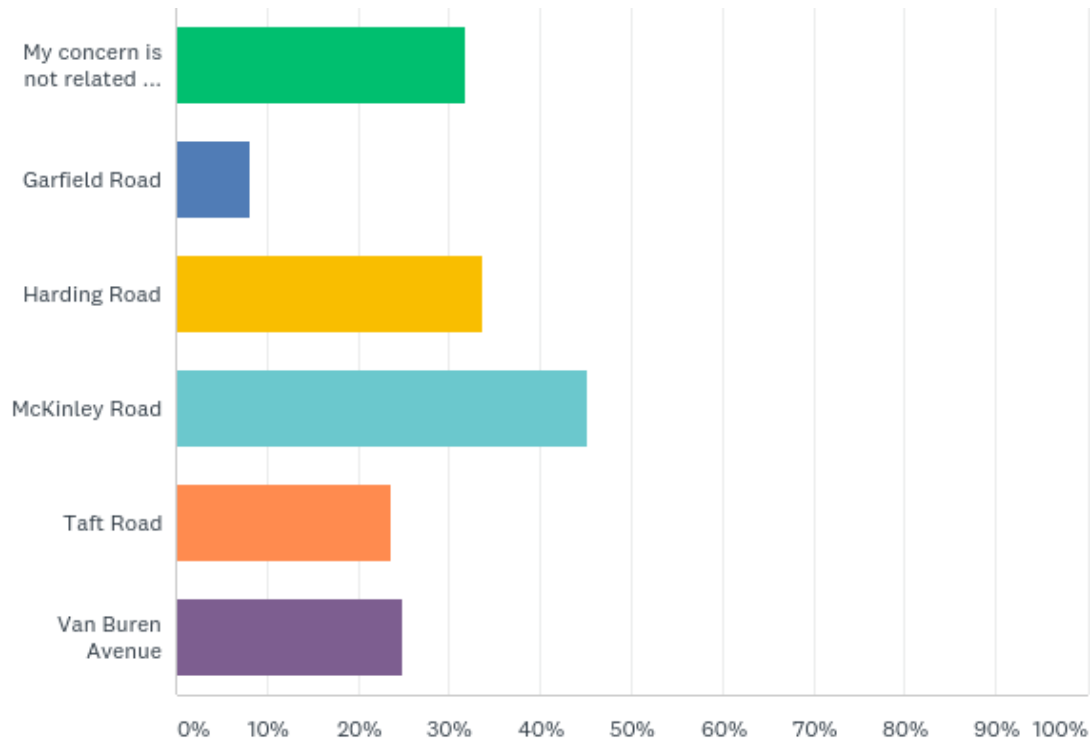
Q2: Along which roadways in Elwyn Park do motor vehicle speeds most concern you? (check all that apply)

Answered: 151 Skipped: 50

ANSWER CHOICES	RESPONSES	
My concern is not related to specific roadways	5.30%	8
FW Hartford Drive	24.50%	37
Harding Road	49.01%	74
Hoover Drive	17.22%	26
McKinley Road	68.21%	103
Wilson Road	16.56%	25
Total Respondents: 151		

Q3: Along which roadways in Elwyn Park does a lack of pedestrian visibility most concern you? (Check all that apply)

Answered: 148 Skipped: 53



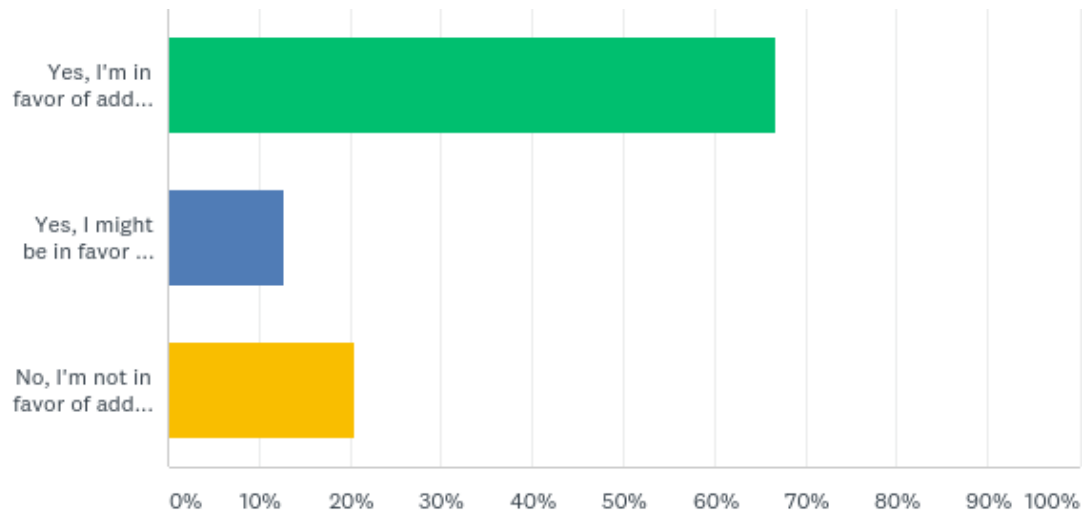
Q3: Along which roadways in Elwyn Park does a lack of pedestrian visibility most concern you? (Check all that apply)

Answered: 148 Skipped: 53

ANSWER CHOICES	RESPONSES	
My concern is not related to specific roadways	31.76%	47
Garfield Road	8.11%	12
Harding Road	33.78%	50
McKinley Road	45.27%	67
Taft Road	23.65%	35
Van Buren Avenue	25.00%	37
Total Respondents: 148		

Q4: At this time, would you support the construction of sidewalks along one side of some streets in Elwyn Park? (You will have an opportunity to expand on your answer in subsequent questions.)

Answered: 196 Skipped: 5



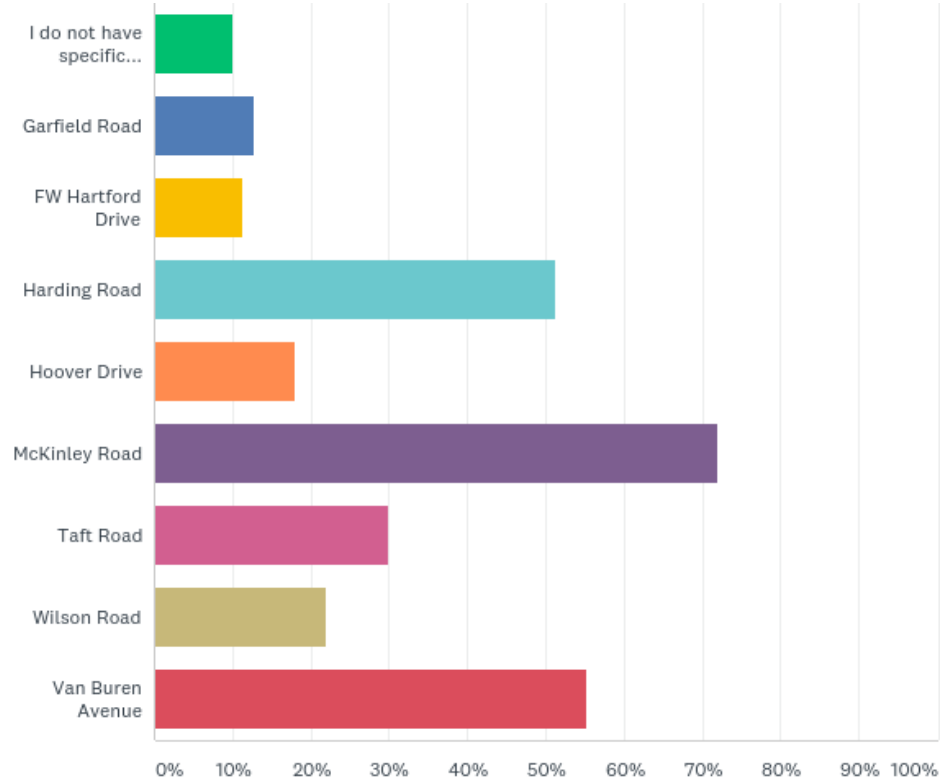
Q4: At this time, would you support the construction of sidewalks along one side of some streets in Elwyn Park? (You will have an opportunity to expand on your answer in subsequent questions.)

Answered: 196 Skipped: 5

ANSWER CHOICES	RESPONSES
Yes, I'm in favor of adding sidewalks on some streets	66.84% 131
Yes, I might be in favor of adding select sidewalks but have additional questions	12.76% 25
No, I'm not in favor of adding select sidewalks	20.41% 40
TOTAL	196

Q5: Where would you most like to see the construction of sidewalks along one side of the street, if any? (Check all that apply)

Answered: 150 Skipped: 51



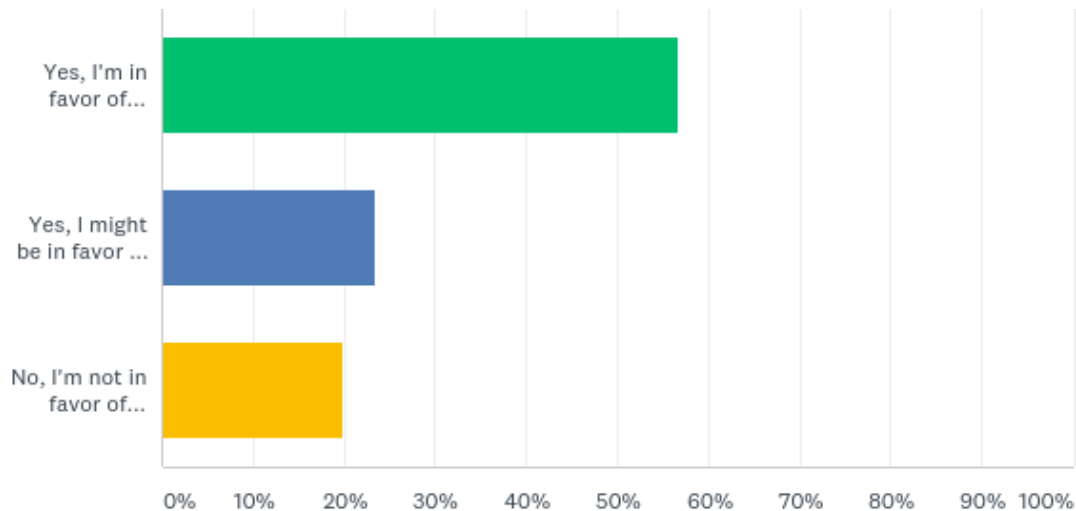
Q5: Where would you most like to see the construction of sidewalks along one side of the street, if any? (Check all that apply)

Answered: 150 Skipped: 51

ANSWER CHOICES	RESPONSES	
I do not have specific roadways in mind	10.00%	15
Garfield Road	12.67%	19
FW Hartford Drive	11.33%	17
Harding Road	51.33%	77
Hoover Drive	18.00%	27
McKinley Road	72.00%	108
Taft Road	30.00%	45
Wilson Road	22.00%	33
Van Buren Avenue	55.33%	83
Total Respondents: 150		

Q7: At this time, would you support the implementation of measures that would help to reduce motor vehicle speeds in the neighborhood (i.e. traffic calming)?(You will have the ability to elaborate on types of traffic calming in the next question)

Answered: 192 Skipped: 9



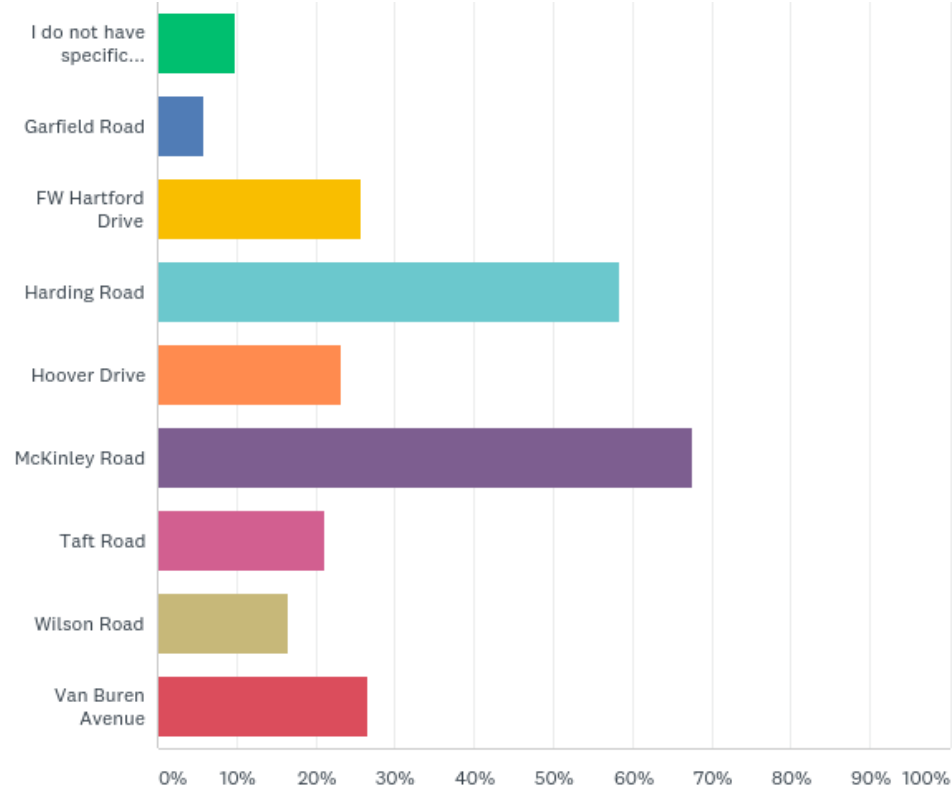
Q7: At this time, would you support the implementation of measures that would help to reduce motor vehicle speeds in the neighborhood (i.e. traffic calming)?(You will have the ability to elaborate on types of traffic calming in the next question)

Answered: 192 Skipped: 9

ANSWER CHOICES	RESPONSES	
Yes, I'm in favor of traffic calming	56.77%	109
Yes, I might be in favor of traffic calming but have additional questions	23.44%	45
No, I'm not in favor of traffic calming	19.79%	38
TOTAL		192

Q8: Where do you think traffic calming is most needed? (Check all that apply)

Answered: 151 Skipped: 50



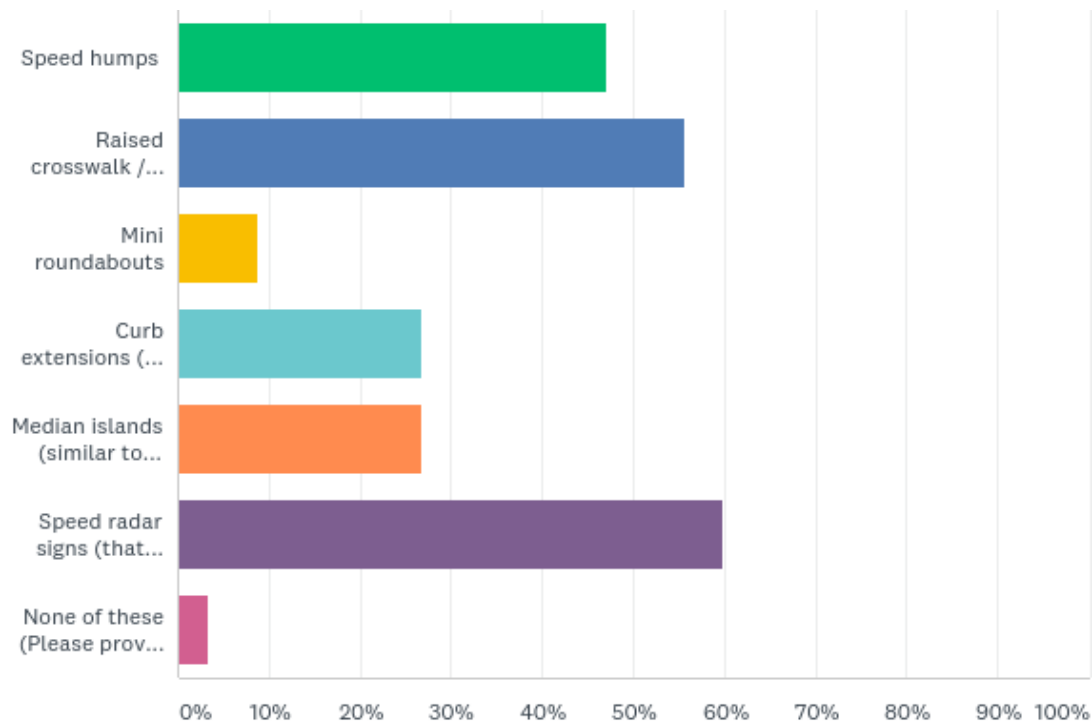
Q8: Where do you think traffic calming is most needed? (Check all that apply)

Answered: 151 Skipped: 50

ANSWER CHOICES	RESPONSES	
I do not have specific roadways in mind	9.93%	15
Garfield Road	5.96%	9
FW Hartford Drive	25.83%	39
Harding Road	58.28%	88
Hoover Drive	23.18%	35
McKinley Road	67.55%	102
Taft Road	21.19%	32
Wilson Road	16.56%	25
Van Buren Avenue	26.49%	40
Total Respondents: 151		

Q10: What traffic calming measures do you think might be most appropriate for Elwyn Park? (Check all that apply)

Answered: 149 Skipped: 52



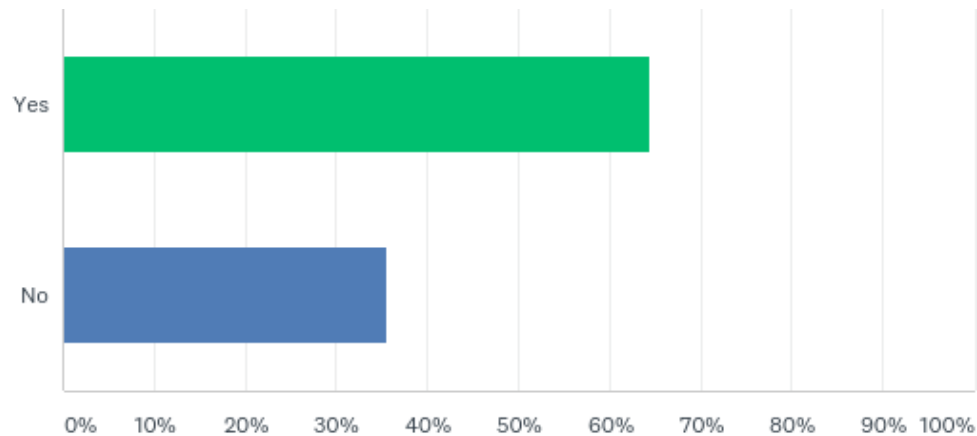
Q10: What traffic calming measures do you think might be most appropriate for Elwyn Park? (Check all that apply)

Answered: 149 Skipped: 52

ANSWER CHOICES	RESPONSES	
Speed humps	46.98%	70
Raised crosswalk / speed table	55.70%	83
Mini roundabouts	8.72%	13
Curb extensions (aka bumpouts) to create visual pinch points	26.85%	40
Median islands (similar to gateways into the Woodlands)	26.85%	40
Speed radar signs (that display a vehicle's speed when it drives past)	59.73%	89
None of these (Please provide other potential measures in the comment below)	3.36%	5
Total Respondents: 149		

Q11: Would you support bicycle-related improvements that have NO impact to on-street parking (e.g. roadway stencils and/or signs)?

Answered: 191 Skipped: 10



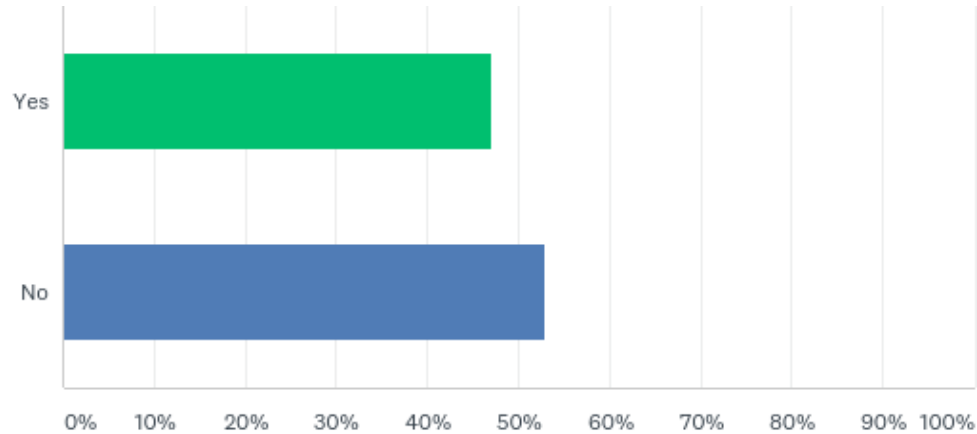
Q11: Would you support bicycle-related improvements that have NO impact to on-street parking (e.g. roadway stencils and/or signs)?

Answered: 191 Skipped: 10

ANSWER CHOICES	RESPONSES	
Yes	64.40%	123
No	35.60%	68
TOTAL		191

Q12: Would you support adding bicycle lanes along any of the streets in Elwyn Park?

Answered: 191 Skipped: 10



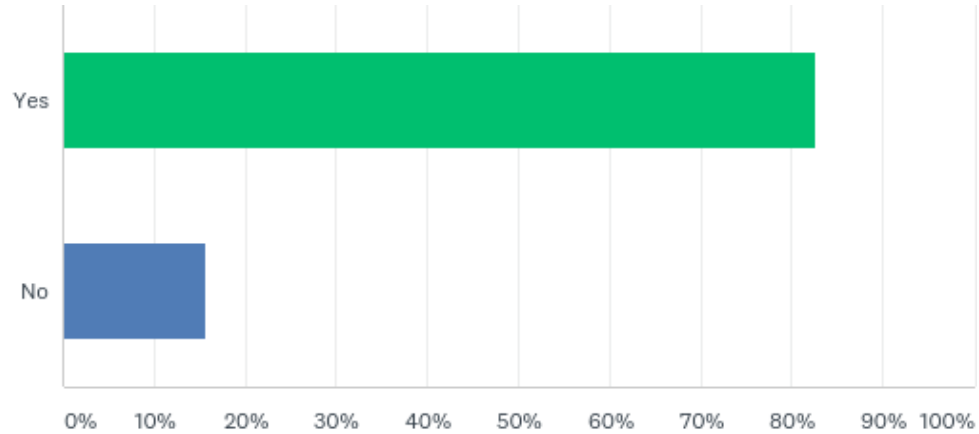
Q12: Would you support adding bicycle lanes along any of the streets in Elwyn Park?

Answered: 191 Skipped: 10

ANSWER CHOICES	RESPONSES	
Yes	47.12%	90
No	52.88%	101
TOTAL		191

Q15: I'm a resident of Elwyn Park

Answered: 179 Skipped: 22



Q15: I'm a resident of Elwyn Park

Answered: 179 Skipped: 22

ANSWER CHOICES	RESPONSES	
Yes	82.68%	148
No	15.64%	28
TOTAL		179

Elwyn Park Neighborhood Survey Respondents

