





Andersen Windows - Abbreviated Quote Report

Project Name: SARAH MINER



Quote #: 1617

Print Date: 07/10/2020

Quote Date: 07/10/2020

iQ Version: 20.0

Dealer:

Customer: RICCI LUMBER

Billing

Address:

Phone:

Fax:

Contact:

Trade ID: 096378

Promotion Code:

Sales Rep: Administrator - DO NOT REMOVE

Created By:

Item	Qty	Location	Unit Price	Ext. Price
0001	1		\$ 834.75	\$ 834.75

close pine int

400 Series
Unit, Woodwright Insert Equal Sash, Black/Clear Pine, Gray/Gray Liner, AA Handing, High Performance Low-E4, Divided Light with Spacer, Specified Equal Lite, 2W1H, 3/4", Black/Pine, Permanently Applied, Chamfer/Chamfer (Each Sash), 1 Sash Lock, Traditional, Black
Half Insect Screen, Black

Zone: Northern
U-Factor: 0.31, SHGC: 0.28, ENERGY STAR® Certified: No

Viewed from Exterior

0002	1		\$ 879.75	\$ 879.75
------	---	--	-----------	-----------

pre-fin int

400 Series
Unit, Woodwright Insert Equal Sash, Black/Pre-finished White, Gray/White Liner, AA Handing, High Performance Low-E4, Divided Light with Spacer, Specified Equal Lite, 2W1H, 3/4", Black/Prefinished White, Permanently Applied, Chamfer/Chamfer (Each Sash), 1 Sash Lock, Traditional, Black
Half Insect Screen, Black

Zone: Northern
U-Factor: 0.31, SHGC: 0.28, ENERGY STAR® Certified: No

Viewed from Exterior

FEATURES

Frame

A Fibrex® material exterior protects the frame – beautifully. Best of all, it's low-maintenance and never needs painting.

B For exceptionally long-lasting performance, sill members are constructed with a wood core and a Fibrex® material exterior.

C Natural wood stops are available in pine, oak, maple and prefinished White. Wood jamb liners add beauty and authenticity to the window interior.

D Multiple weatherstripping systems help provide a barrier against wind, rain and dust. The combination of spring tension vinyl, rigid vinyl and flexible bulb weatherstripping is efficient and effective.

E Exterior stop covers are specially designed to allow easy application of high-quality sealant.

3 1/4" (83) "pocket window" jamb depth allows convenient replacement without disturbing interior window trim for most double-hung replacement situations.

F For units with White exterior color, exterior jamb liner is White. For all other units, the exterior jamb liner is gray.

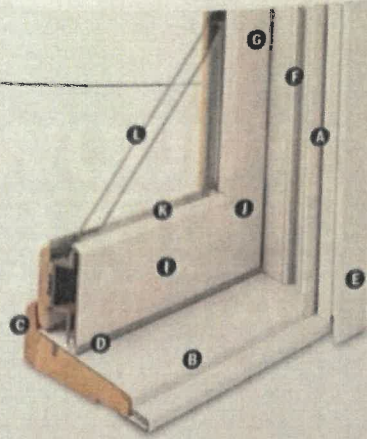
Sash

G Balancers in the sash enable contractors to screw through the jamb during installation without interfering with the window's operation.

Wood Jamb Liner



H Natural wood sash interior with classic chamfer detailing. Available in pine, oak, maple or prefinished White.



I Low-maintenance sash exterior provides long-lasting protection and performance. Sash exteriors on most units include Fibrex® material.

J Sash joints simulate the look of traditional mortise-and-tenon construction inside and out.

Glass

K Silicone bed glazing provides superior weathertightness and durability.

L High-Performance glass options include:

- Low-E4® glass
- Low-E4 HeatLock® glass
- Low-E4 Sun glass
- Low-E4 SmartSun™ glass
- Low-E4 SmartSunHeatLock glass

Tempered glass and other glass options are available. Contact your Andersen supplier.

A removable translucent film helps shield the glass from damage during delivery and construction and simplifies finishing at the jobsite.

Patterned Glass


Patterned glass options are available. See page 10 for more details.

Hardware



New standard lock and keeper design provides an easy tilt-to-clean feature integrated into the lock.

EXTERIOR



Naturally occurring variations in grain, color and texture of wood make every window one-of-a-kind. All wood interiors are unfinished unless prefinished. Available in pine, oak, maple and prefinished White.

HARDWARE FINISHES



Distressed bronze and oil rubbed bronze are "living" finishes that will change over time.

DOUBLE-HUNG HARDWARE

STANDARD
Lock & Keeper



Antique Brass | Black | Bright Brass
Brushed Chrome | Distressed Bronze
Distressed Nickel | Gold Dust | Oil Rubbed Bronze
Polished Chrome | Satin Nickel | Stone

OPTIONAL DOUBLE-HUNG LIFT HARDWARE

CONTEMPORARY

Bar Lift



Antique Brass | Black | Bright Brass
Brushed Chrome | Distressed Bronze
Distressed Nickel | Gold Dust
Oil Rubbed Bronze | Polished Chrome
Satin Nickel | Stone | White

ESTATE®

Hand Lift



Antique Brass | Bright Brass
Brushed Chrome | Distressed Bronze
Distressed Nickel | Oil Rubbed Bronze
Polished Chrome | Satin Nickel

TRADITIONAL

Hand Lift




Finger Lifts




Antique Brass | Black | Bright Brass | Brushed Chrome | Distressed Bronze
Gold Dust | Oil Rubbed Bronze | Polished Chrome | Satin Nickel

CLASSIC SERIES™

Hand Lift



Finger Lifts



Stone | White

* Visit andersenwindows.com/warranty for details.

** Hardware sold separately.


Dimensions in parentheses are in millimeters.

Printing limitations prevent exact duplication of colors and finishes. See your Andersen supplier for actual color and finish.

GRILLE OPTIONS

With Andersen, you'll find grille patterns, widths and configurations to fit any architectural style or the taste of any homeowner. If you're replacing windows and doors, we can match virtually any existing grille. We'll even work with you and your customers to create custom patterns.


Note: Some grille patterns not available in all configurations and products.




Colonial



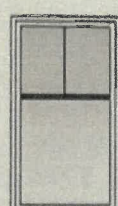
Prairie



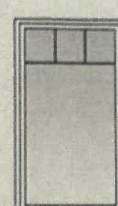
Diamond



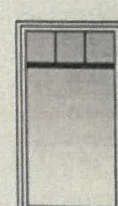
Tall Fractional




Tall Fractional
with 2 1/4" rail



Short Fractional

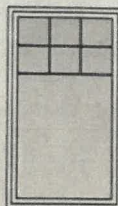


Short Fractional
with 2 1/4" rail




Simulated
Double-Hung

Our 2 1/4-inch-wide grille can make a casement window look like a double-hung.




Specified Equal
Light* Fractional

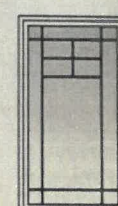
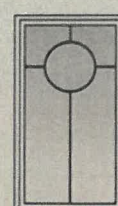



2 x 2

Specified
Equal Light*



1 x 4



Custom Patterns

Contact your Andersen supplier for your custom needs.

OPTIONS & ACCESSORIES

To see all of the standard patterns available for a specific window or door, refer to the detailed sections in this book for each product or contact your Andersen supplier.

GRILLE CONFIGURATIONS

Full Divided Light

For an authentic look, Full Divided Light grilles are permanently applied to the interior and exterior of the window with a spacer between the glass.



Permanent Exterior
Permanent Interior
with Spacer

Simulated Divided Light

Simulated Divided Light offers permanent grilles on the exterior and interior with no spacer between the glass. We also offer permanent exterior grilles with removable interior grilles in natural wood or prefinished white.



Permanent Exterior
Permanent Interior



Permanent Exterior
Removable Interior

Convenient Cleaning Options

Removable interior grilles come off for easy cleaning. Andersen® Finelight™ grilles are installed between the glass panes and feature a contoured 1" or 3/4" profile.

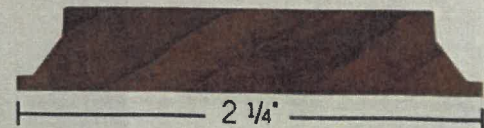


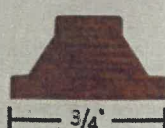


Removable
Interior Grille



Finelight™ Grilles-
Between-the-Glass

Grille Widths (actual size shown)




*Specify number of same-size rectangles across or down.

GRILLE CONFIGURATIONS

Full Divided Light


For an authentic look, Full Divided Light grilles are permanently applied to the interior and exterior of the window with a spacer between the glass.



Permanent Exterior
Permanent Interior
with Spacer

Simulated Divided Light

Simulated Divided Light offers permanent grilles on the exterior and interior with no spacer between the glass. We also offer permanent exterior grilles with removable interior grilles in natural wood or prefinished white.




Permanent Exterior
Permanent Interior

Grille Widths
(actual size shown)



Exterior Stop Cover



An exterior stop cover provides a clean transition from new window to the existing window casing.

Sill Angles

Three sill angles are available — 0°, 8° and 14° — to closely match the existing sill in window replacement applications. See page 83 for more details.



0° Sill Angle



8° Sill Angle



14° Sill Angle

For more information about glass, patterned glass, grilles and TruScene® insect screen see pages 10-16.

For more information about product performance, installation accessories and warranty see pages 269-291 or visit

andersenwindows.com

Sill Angle Finder App

Our *Sill Angle Finder App* lets you quickly and easily find the sill angle of existing double-hung windows. Available for free for both iPhone® and Android™ smartphones. Download app for iPhone from the App StoreSM or for Android smartphones from the Google Play Store. The app is only available for smartphones, as tablets and other large devices are too bulky for measuring window sill angles.

Included Installation Materials



Flat, self-hanging shims, backer rod, installation screws and complete instructions are included with each insert window. Measurement guide and worksheet at andersenwindows.com/measure.

Sash Options*



Cottage Style



Reverse Cottage Style

ACCESSORIES Sold Separately

Frame


Wood Interior Stop



Optional interior stop with matching chamfer is available.

Sash

Window Opening Control Device Kit



A Window Opening Control Device Kit is available, which limits sash travel to less than 4" (102) when the window is first opened. Available in Stone and White.

Security Sensors

Open/Closed Sensors

Wireless open/closed sensors are available in four colors. See page 30 for details.

Installation


Coil Stock



Andersen® aluminum coil stock can be ordered to match any of our 11 trim colors. Made from .019-gauge aluminum, Andersen coil stock is available in 24" (610) x 50' (15,240) rolls. Color-matched stainless steel trim nails 1 1/4" (32) long are also available and can be ordered in 1 lb. or 454 gram boxes.

Insect Screens

Insect Screen Frames



Choose full insect screen or half insect screen. Half insect screen (shown above) allows ventilation without affecting the view through the upper sash. Frames are available in colors to match product exteriors.

TruScene® Insect Screen

Exclusive Andersen® TruScene® insect screens provide over 50% more clarity than our conventional insect screens for a beautiful unobstructed view. They allow more fresh air and sunlight in, while doing a better job of keeping out small insects.

Conventional Insect Screen

Conventional insect screens have charcoal powder-coated aluminum screen mesh.

Grilles

Grilles are available in a variety of configurations and widths. For double-hung grille patterns, see page 84.

CAUTION:

- Painting and staining may cause damage to rigid vinyl.
- Do not paint 400 Series windows with White, Canvas, Sandtone, Forest Green, Dark Bronze or Black exterior colors.
- Andersen does not warrant the adhesion or performance of homeowner-applied paint over vinyl or other factory-coated surfaces.
- 400 Series windows in Terratone color may be painted any color lighter than Terratone color using quality oil-base or latex paint.
- For vinyl painting instructions and preparation, contact your Andersen supplier.
- Do not paint weatherstripping.
- Creosote-based stains should not come in contact with Andersen products.
- Abrasive cleaners or solutions containing corrosive solvents should not be used on Andersen products.

* Shown on 400 Series Tilt-Wash double-hung full-frame windows. Dimensions in parentheses are in millimeters.

iPhone® and App Store® are registered trademarks of Apple Inc. Android™ is a trademark of Google Inc.