

## Application for Certificate of Approval

# Historic District Commission

(For projects over \$25,000; Work Sessions are strongly recommended)

Date:	<b>RECEIVED</b> SEP 14 2018
By:	

Owner: John Tiano Applicant (if different): \_\_\_\_\_

Address: 298 Middle Street Address: \_\_\_\_\_  
(Street) (Street)

Portsmouth, NH 03801 \_\_\_\_\_  
(City, State, Zip) (City, State, Zip)

Phone: 603-312-2691 Phone: \_\_\_\_\_

Signature: John Tiano

Location of Structure: Map 136 Lot 7 Street Address: 298 Middle Street

Building Permit #: \_\_\_\_\_

To permit the following: Replace siding with James Hardie siding. ON REAR ELEVATION ONLY  
Replace existing windows

Action Taken by H.D. C. at Public Hearing	
Date of Approval:	
As Per Plan:	
Stipulations:	
Signature of Principal Planner:	

Administrative Use Only:
Date of Meeting: <u>10-3-18</u>
Payment: <u>100</u>
Payment Type: <u>CR # 1356</u>
Index/Permit #: _____

### If approved, please acknowledge below:

I hereby acknowledge that all changes or variation in the design as presented shall require further Historic District Commission approval.

Owner \_\_\_\_\_



HDC

298 Middle Street

In response to the feedback we received at our last meeting in October, we'd like to discuss our course of action in regards to replacing the current siding on the house with James Hardie Siding, and replacing the windows.

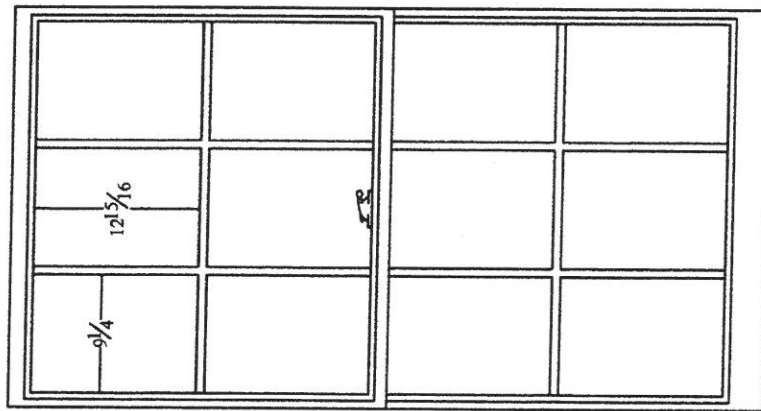
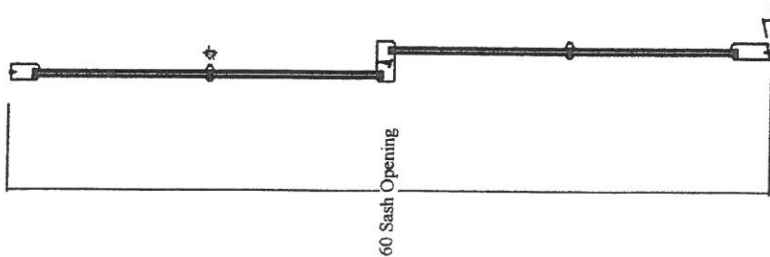
It seems that to replace the entire house with JH Siding is not acceptable to the board, so we would like to have an option to replace the back section of the house only. This request is due to the water issues attributed to our location at the lowest section of Summer Street. We plan on preparing and painting the rest of the house with the existing siding.

In regards to the windows, we provided the board with written evidence from the Window Women of New England that our current windows are beyond repair. We reached out to Green Mountain Windows, who have been accepted by the HDC in the past, to inspect our windows. We have received a quote from them along with a sample to present to the board. We ask that you allow us to move forward with these windows.

Thank You

John Tiano

Kris Joltki



Specifications For: Sash and Balance Kit with 33 1/2" x 60" Sash Opening

Glass: 1/2" Insulated Glass, Low E with Argon Gas Fill, Gray Spacer.  
Gray Glass Edge Spacer bar

Sash: Solid Pine sash. Mortice, tenon and pinned corners. Primed interior and exterior.

Jamb Liner: White, Clip In, 3 3/8" Liner with Block & Tackle Balances

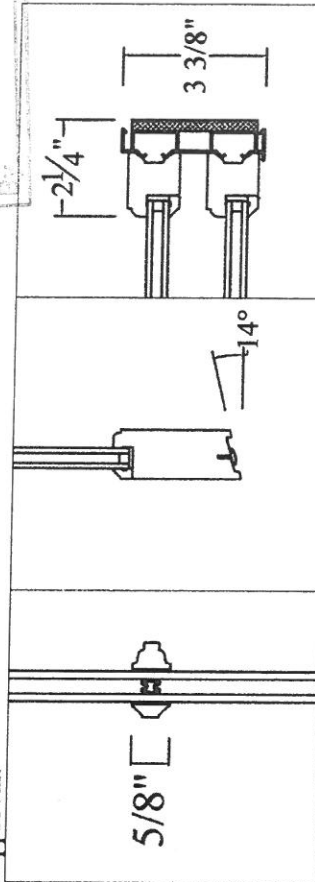
Divided Lights: 5/8" simulated divided light with gray spacer. Cut 6/6

Hardware: White or Brown Sash Lock (same price)

Screen: None

Quantity: T.B.D.

Approval:



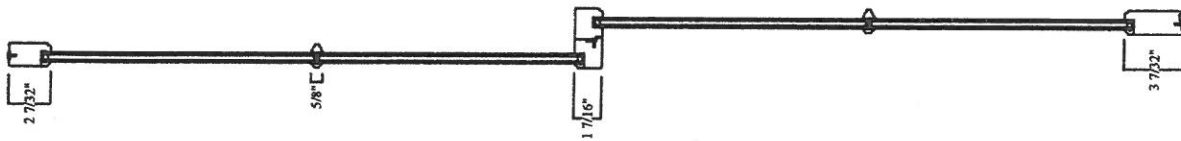
Muntin Detail Bottom Rail Liner Detail

Order #:	
Line #:	
Date:	10-19-18
CAD:	VDI

Green Mountain Window Company

92 Park Street Rutland, Vermont

298 Middle St., Front Windows



Sash Dimensions, 298 Middle St

Green Mountain Window  
92 Park Street, Rutland, Vermont