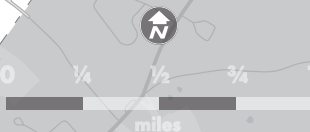
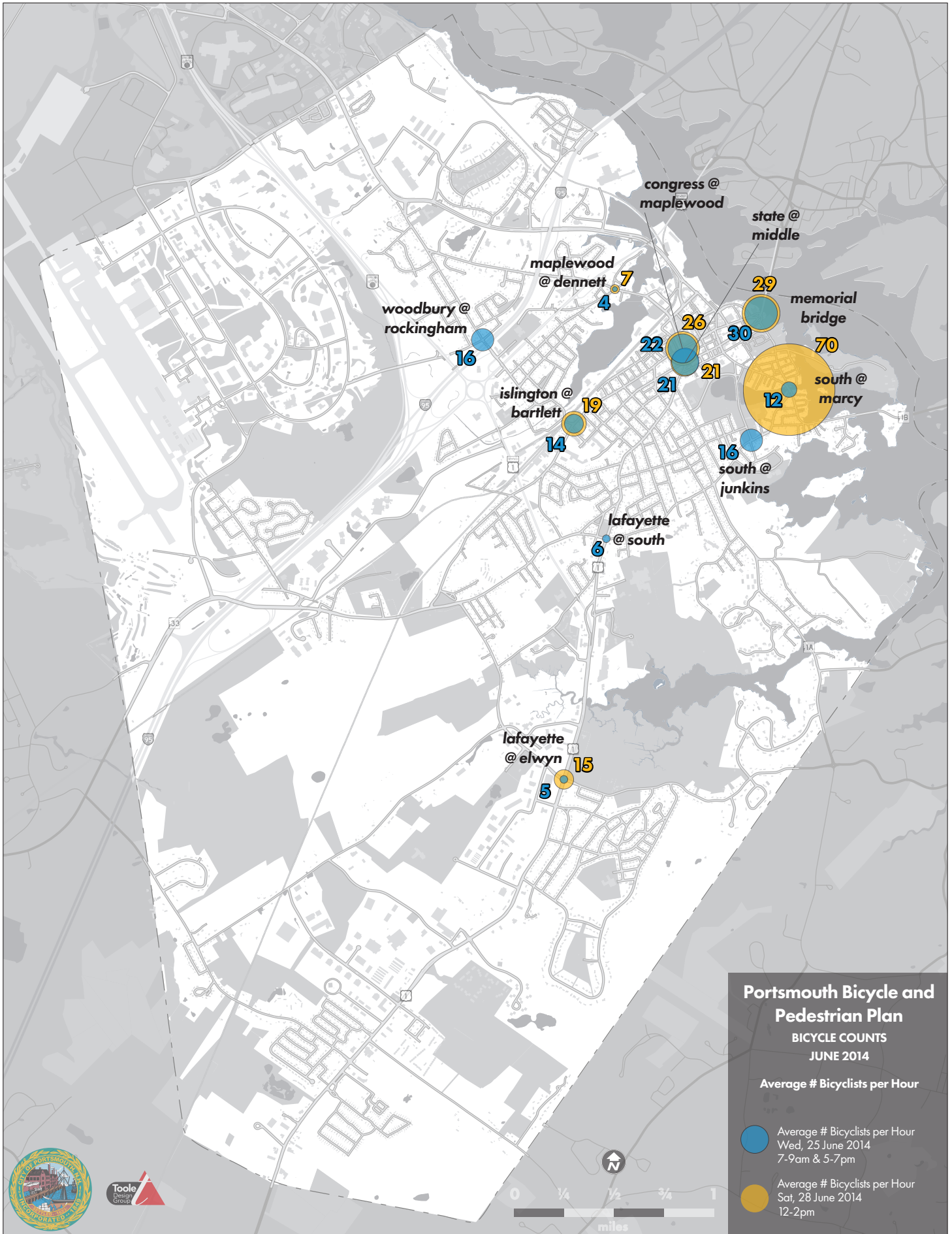
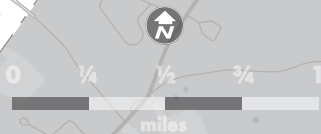
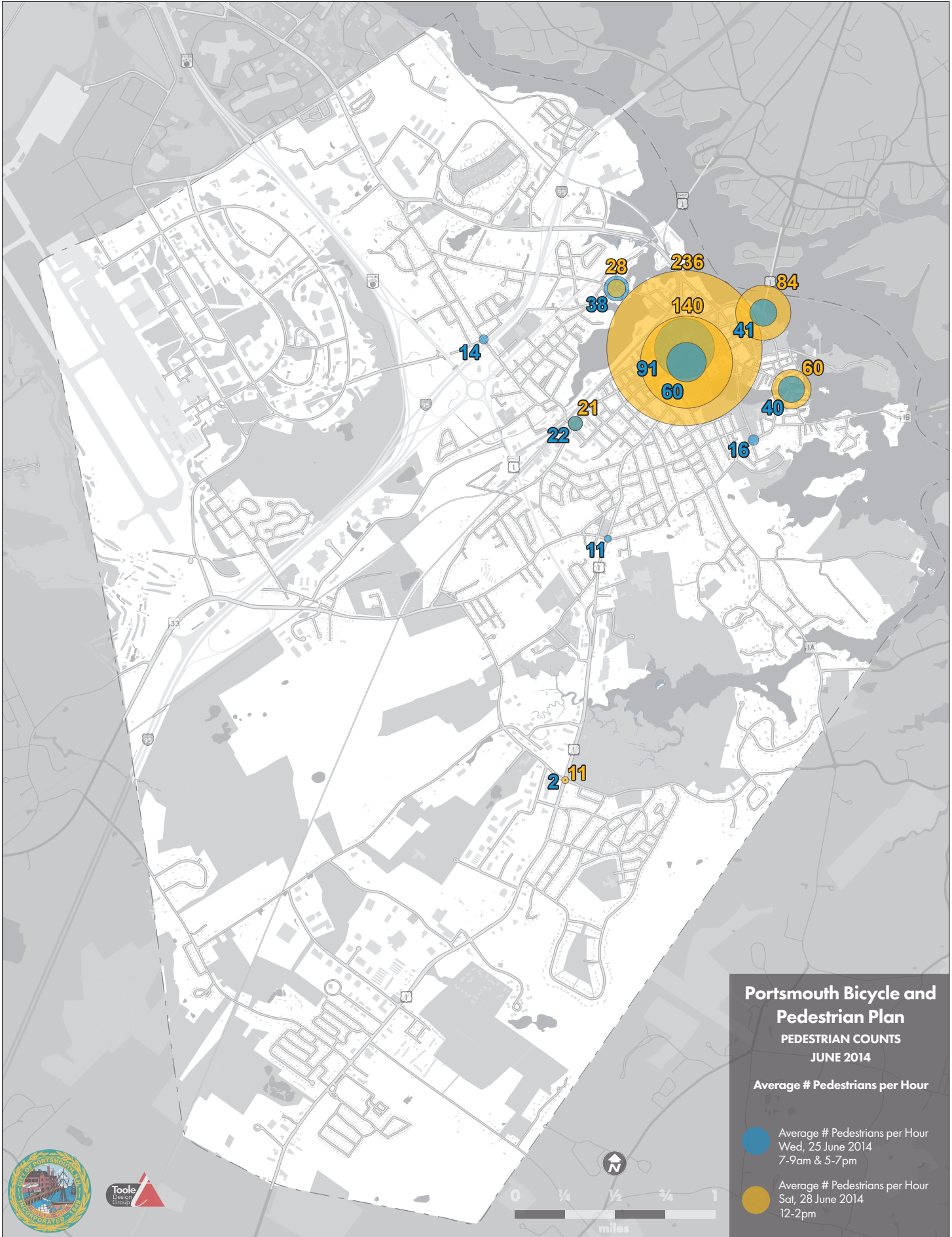


Appendix 5.

Bicyclist and Pedestrian Count Table and Maps





Location	2014											
	Wednesday 7am-9am				Wednesday 4pm to 6pm				Saturday 12 to 2pm			
	Pedestrians		Bicyclists		Pedestrians		Bicyclists		Pedestrians		Bicyclists	
	June	Sept	June	Sept	June	Sept	June	Sept	June	Sept	June	Sept
Congress St / Islington St	151		75		396		56		473		53	
State St / Middle St	139		33		218		94		281		42	
Islington St / Bartlett St	54		33		81		52		42		38	
South St / Marcy St	100		39		139		34		119		140	
Woodbury Ave / Rockingham Ave	27		32		N/A		N/A		N/A		N/A	
Lafayette Rd / Peverly Hill Rd / Elwyn Rd	10		12		1		17		22		30	
Middle St / Lafayette Rd / South St	27		14		41		19		N/A		N/A	
South St / Junkins Ave / Brackett Ln	65		28		71		25		N/A		N/A	
Memorial Bridge	105		61		142		122		168		58	
Maplewood Ave / Dennett St	75		9		N/A		N/A		55		14	